



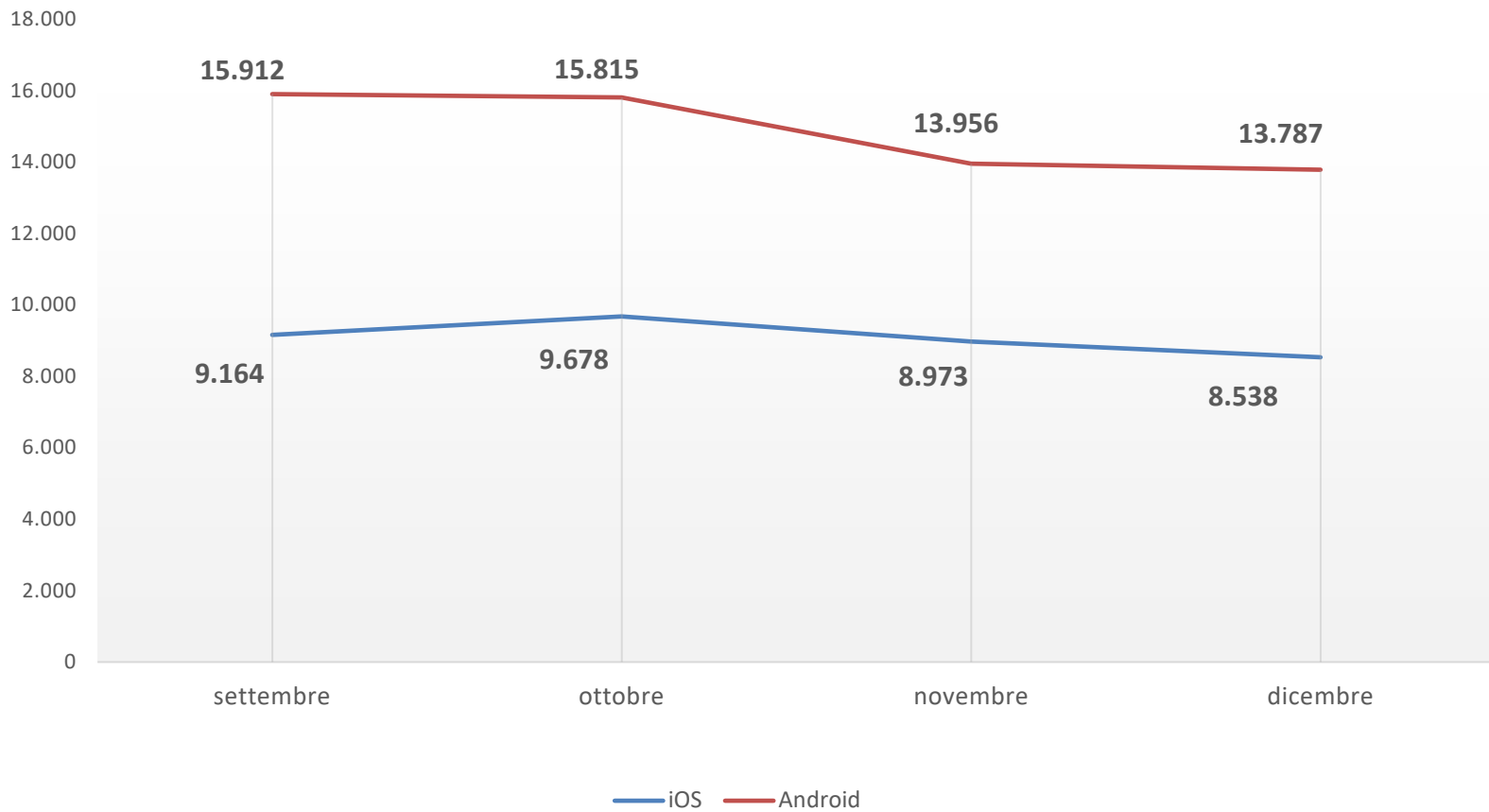
# RADIO MARIA



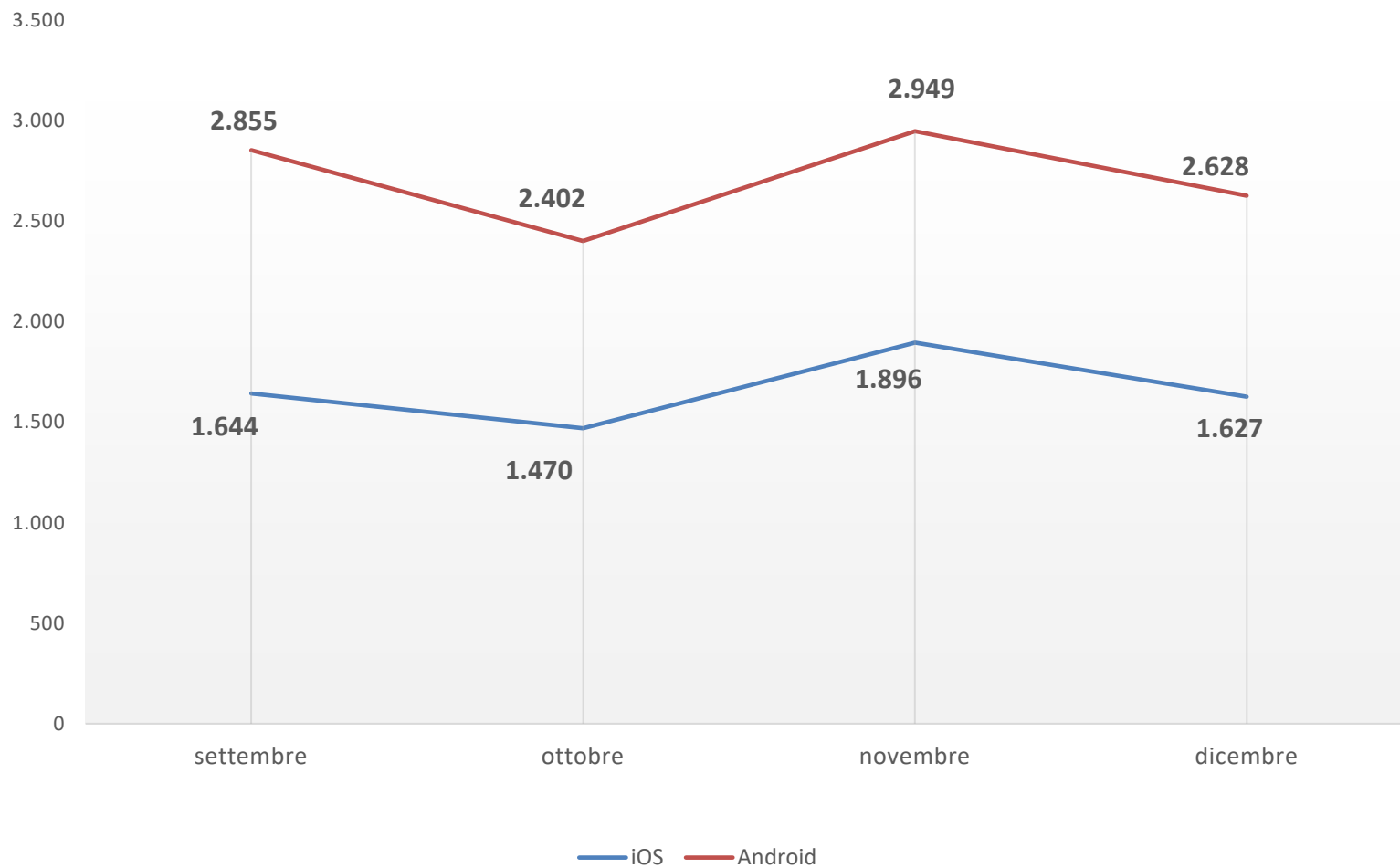
*PLAY*

statistics 2021

## Utenti Attivi Mensili



## Utenti Attivi Giornalieri



# Utenti Attivi Mensili

	iOS		Android		TOT.
	num.	%	num.	%	
September	9.164	37	15.912	63	<b>25.076</b>
October	9.678	38	15.815	62	<b>25.493</b>
November	8.973	39	13.956	61	<b>22.929</b>
December	8.538	38	13.787	62	<b>22.325</b>
<b>Totale 2021</b>	<b>36.353</b>		<b>59.470</b>		<b>95.823</b>
<b>Media 2021</b>	<b>9.088</b>	<b>38</b>	<b>14.868</b>	<b>62</b>	<b>23.956</b>

# Utenti Attivi Giornalieri

	iOS		Android		TOT.
	num.	%	num.	%	
September	1.644	37	2.855	63	<b>4.499</b>
October	1.470	38	2.402	62	<b>3.872</b>
November	1.896	39	2.949	61	<b>4.845</b>
December	1.627	38	2.628	62	<b>4.255</b>
<b>Totale 2021</b>	<b>6.637</b>		<b>10.834</b>		<b>17.471</b>
<b>Media 2021</b>	<b>1.659</b>	<b>38</b>	<b>2.708</b>	<b>62</b>	<b>4.368</b>

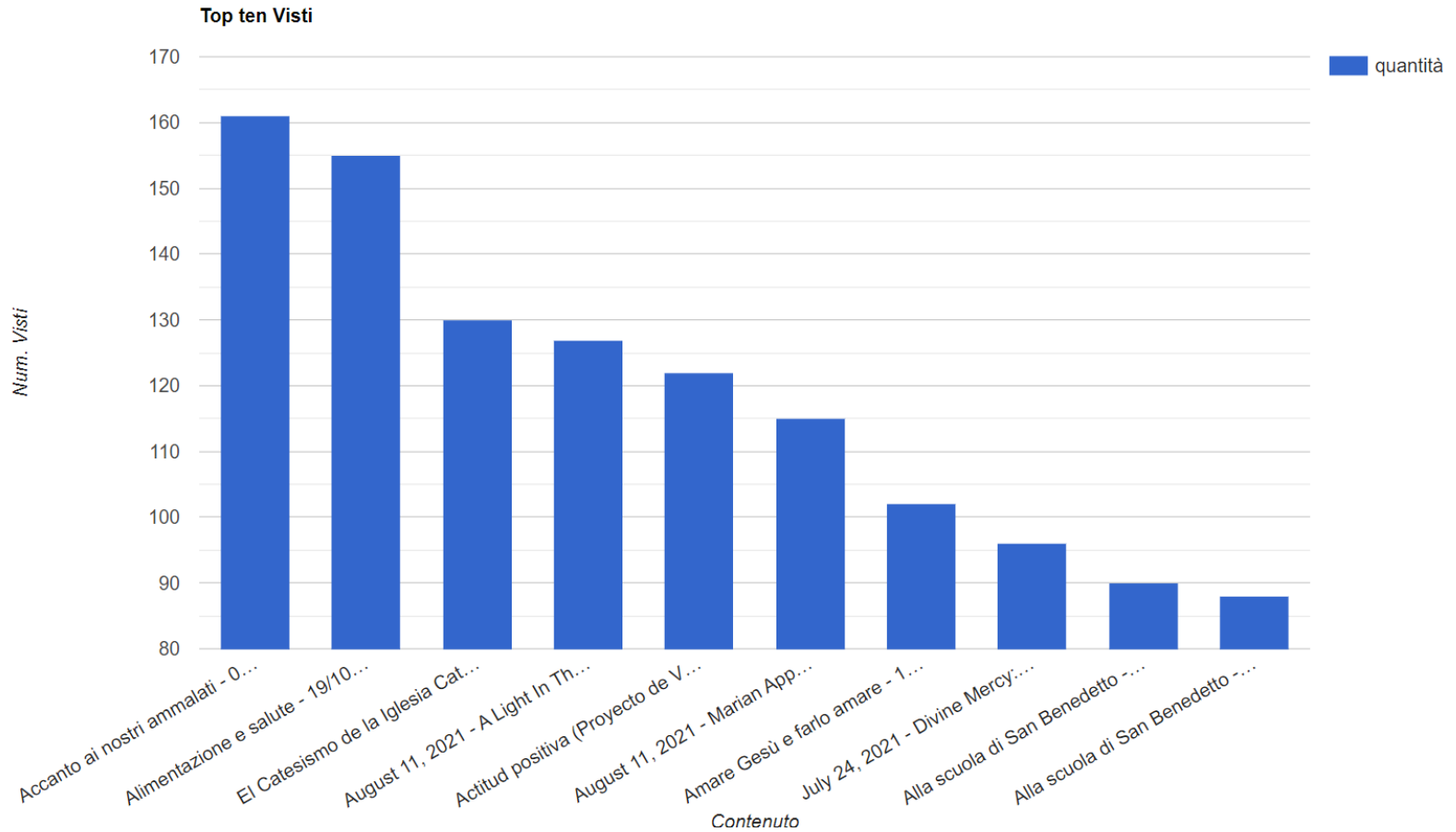
# Durata Media Ascolto

	iOS		Android		totale	media
	num.	%	num.	%		
<b>September</b>	00:19:13	58	00:13:53	42	<b>00:33:06</b>	<b>00:16:33</b>
<b>October</b>	00:39:58	48	00:42:44	52	<b>01:22:42</b>	<b>00:41:21</b>
<b>November</b>	00:40:28	21	02:34:00	79	<b>03:14:28</b>	<b>01:37:14</b>
<b>December</b>	00:39:40	19	02:51:00	81	<b>03:30:40</b>	<b>01:45:20</b>
<b>Totale 2021</b>	<b>02:19:19</b>		<b>06:21:37</b>		<b>08:40:56</b>	<b>04:20:28</b>
<b>Media 2021</b>	<b>00:34:50</b>	<b>37</b>	<b>01:35:24</b>	<b>63</b>	<b>02:10:14</b>	<b>01:05:07</b>

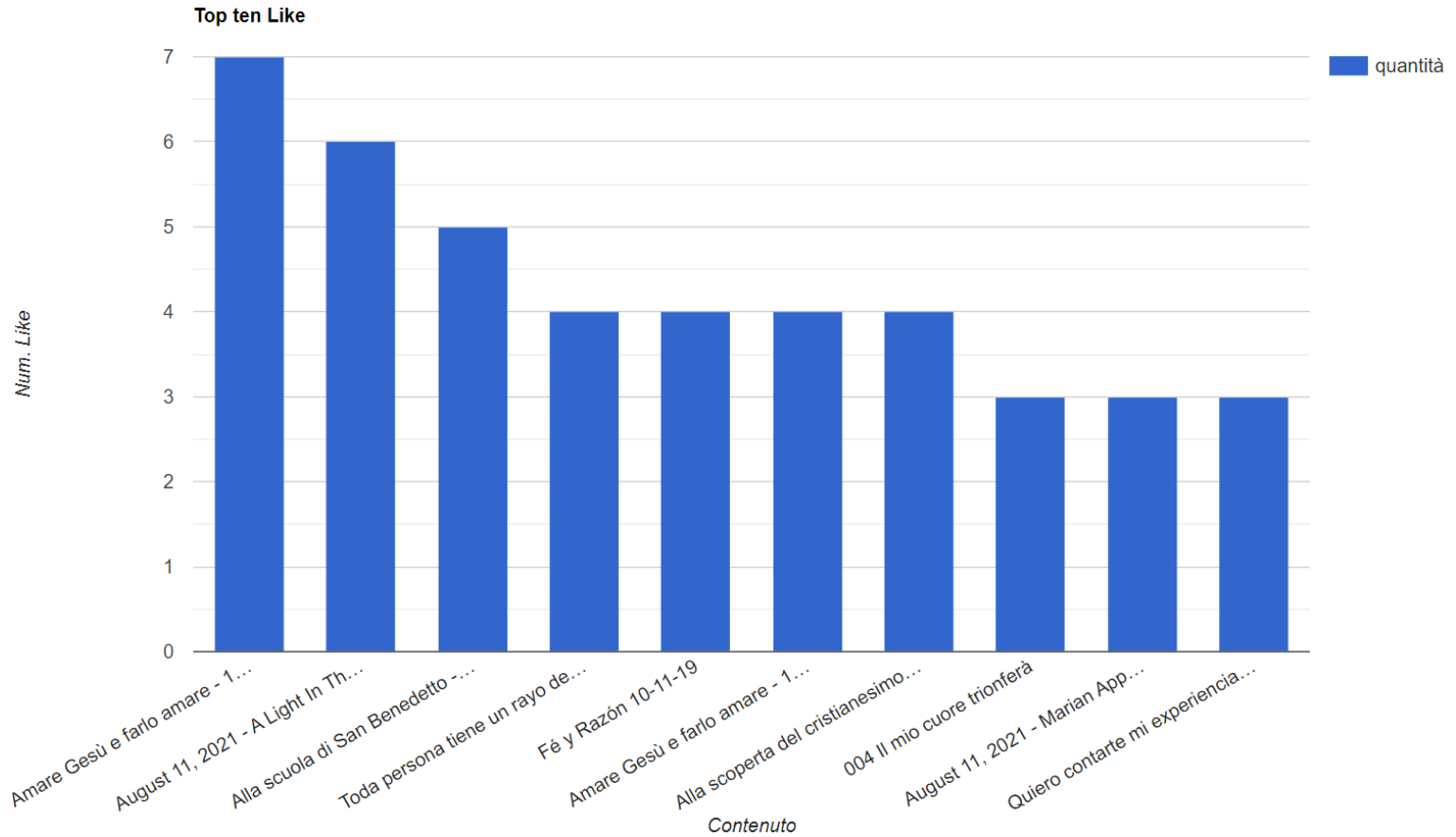
# Dieci paesi più rappresentativi

	SET-DIC 2021	
	Utenti	durata
<b>Italy</b>	9.061	1h 42m
<b>United States</b>	8.019	2h 10m
<b>Austria</b>	3.225	3h 21m
<b>Romania</b>	2.543	3h 20m
<b>United Kingdom</b>	2.238	1h 41m
<b>Germany</b>	2.006	2h 34m
<b>France</b>	1.947	3h 07m
<b>Colombia</b>	1.856	3h 28m
<b>Spain</b>	1.772	2h 05m
<b>Switzerland</b>	1.655	1h 33m

# Contenuti più visti



# Contenuti più piaciuti



# Contenuti più scaricati

