



APP REPORT 2021

Actives Apps APPLE - Radio Maria in the World



App Store

| | | | | | | | | | | | |
|-----|--|---------------|-------|-----|--|---------------------|----|-----|--|---------------------|----|
| 1. | | ITALY | 2.291 | 23. | | CHILE | 69 | 45. | | BRAZIL | 15 |
| 2. | | SPAIN | 2.128 | 24. | | IRAQ | 68 | 46. | | LESOTHO | 15 |
| 3. | | GERMANY | 848 | 25. | | KOSOVO | 65 | 47. | | MOZAMBIQUE | 13 |
| 4. | | ALBANIA | 717 | 26. | | CANADA | 57 | 48. | | PANAMA | 13 |
| 5. | | USA - Spanish | 684 | 27. | | TANZANIA | 49 | 49. | | DOMINICAN REP. | 12 |
| 6. | | USA | 320 | 28. | | PARAGUAY | 45 | 50. | | KENYA | 10 |
| 7. | | FRANCE | 320 | 29. | | HUNGARY | 42 | 51. | | URUGUAY | 10 |
| 8. | | MEXICO | 272 | 30. | | ROMANIA (Hun) | 40 | 52. | | RUSSIA | 10 |
| 9. | | ARGENTINA | 253 | 31. | | LATVIA | 36 | 53. | | MALTA | 8 |
| 10. | | IRELAND | 213 | 32. | | UGANDA | 31 | 54. | | BOLIVIA | 7 |
| 11. | | COLOMBIA | 188 | 33. | | ITALY - SOUTH TIROL | 30 | 55. | | USA - Friends (Ita) | 6 |
| 12. | | ECUADOR | 147 | 34. | | SWITZERLAND (Fre) | 26 | 56. | | HONDURAS | 4 |
| 13. | | PERU | 147 | 35. | | CROATIA | 25 | 57. | | MALAWI | 4 |
| 14. | | RADIO MARIAM | 131 | 36. | | ANGOLA | 25 | 58. | | BOSNIA HERZ | 4 |
| 15. | | SWITZERLAND | 122 | 37. | | EL SALVADOR | 25 | 59. | | MACAU | 3 |
| 16. | | COSTA RICA | 119 | 38. | | ENGLAND | 25 | 60. | | INDIA | 2 |
| 17. | | UKRAINE | 88 | 39. | | VENEZUELA | 23 | 61. | | TANZANIA - BUKOBA | 2 |
| 18. | | SLOVAKIA | 87 | 40. | | DEM. REP. CONGO | 21 | 62. | | SLOVAKIA (Hun) | 2 |
| 19. | | LITHUANIA | 86 | 41. | | BELARUS | 20 | 63. | | RWANDA | 2 |
| 20. | | BELGIUM | 83 | 42. | | INDONESIA | 19 | 64. | | SERBIA (Hun) | 1 |
| 21. | | GUATEMALA | 80 | 43. | | PHILIPPINES | 17 | 65. | | SIERRA LEONE | 1 |
| 22. | | NICARAGUA | 73 | 44. | | NAZARETH | 16 | 66. | | ARMENIA | 1 |

Monthly Actives Users (MAU): the number of unique users that opened the app at least once per month



Actives Apps ANDROID - Radio Maria in the World



Google play

| | | | | | | | | | | | |
|-----|--|-----------------|--------|-----|--|---------------|-------|-----|--|---------------------|-----|
| 1. | | ITALY | 36.580 | 24. | | COSTA RICA | 1.942 | 47. | | ANGOLA | 605 |
| 2. | | SPAIN | 29.057 | 25. | | CROATIA | 1.930 | 48. | | URUGUAY | 558 |
| 3. | | ARGENTINA | 16.270 | 26. | | RWANDA | 1.881 | 49. | | VENEZUELA | 547 |
| 4. | | GERMANY | 11.199 | 27. | | KENYA | 1.632 | 50. | | PHILIPPINES | 531 |
| 5. | | PERU | 7.597 | 28. | | LITHUANIA | 1.605 | 51. | | ITALY - SOUTH TIROL | 473 |
| 6. | | MEXICO | 7.027 | 29. | | EL SALVADOR | 1.340 | 52. | | BOSNIA HERZ. | 449 |
| 7. | | TANZANIA | 6.074 | 30. | | HUNGARY | 1.338 | 53. | | HONDURAS | 314 |
| 8. | | FRANCE | 5.559 | 31. | | USA - Spanish | 1.286 | 54. | | MADAGASCAR | 298 |
| 9. | | DEM. REP. CONGO | 5.436 | 32. | | ZAMBIA | 1.274 | 55. | | DOMINICAN REP. | 277 |
| 10. | | UKRAINE | 4.805 | 33. | | RADIO MARIAM | 1.266 | 56. | | INDIA | 242 |
| 11. | | TOGO | 4.732 | 34. | | USA | 1.170 | 57. | | MACEDONIA | 239 |
| 12. | | ALBANIA | 4.673 | 35. | | LESOTHO | 1.141 | 58. | | NAZARETH | 234 |
| 13. | | SLOVAKIA | 4.315 | 36. | | CHILE | 1.100 | 59. | | SERBIA | 228 |
| 14. | | BURUNDI | 4.102 | 37. | | NICARAGUA | 1.074 | 60. | | SIERRA LEONE | 223 |
| 15. | | UGANDA | 3.878 | 38. | | MALAWI | 1.058 | 61. | | SERBIA (Hun) | 203 |
| 16. | | IRELAND | 3.489 | 39. | | SWITZERLAND | 961 | 62. | | CANADA | 186 |
| 17. | | BELARUS | 2.719 | 40. | | LATVIA | 890 | 63. | | SWITZERLAND (Fre) | 137 |
| 18. | | PARAGUAY | 2.479 | 41. | | IRAQ | 886 | 64. | | TANZANIA - BUKOBA | 132 |
| 19. | | COLOMBIA | 2.364 | 42. | | KOSOVO | 885 | 65. | | RUSSIA | 110 |
| 20. | | ROMANIA (Hun) | 2.293 | 43. | | BELGIUM | 868 | 66. | | MACAU | 88 |
| 21. | | ECUADOR | 2.193 | 44. | | MOZAMBIQUE | 814 | 67. | | USA - Friends (Ita) | 52 |
| 22. | | INDONESIA | 2.179 | 45. | | BOLIVIA | 712 | 68. | | ARMENIA | 43 |
| 23. | | GUATEMALA | 1.956 | 46. | | MALTA | 703 | | | | |

Monthly Actives Users (MAU): the number of unique users that opened the app at least once per month





AFRICA



Actives Apps - AFRICA



Google play

| | | | 2021 | 2020 |
|-----|--|-------------------|-------|-------|
| 1. | | TANZANIA | 6.074 | 6.298 |
| 2. | | DEM. REP. CONGO | 5.436 | 3.828 |
| 3. | | TOGO | 4.732 | 4.259 |
| 4. | | BURUNDI | 4.102 | 3.055 |
| 5. | | UGANDA | 3.878 | 2.668 |
| 6. | | RWANDA | 1.881 | 1.274 |
| 7. | | KENYA | 1.632 | 929 |
| 8. | | ZAMBIA | 1.274 | 901 |
| 9. | | LESOTHO | 1.141 | 857 |
| 10. | | MALAWI | 1.058 | 840 |
| 11. | | MOZAMBIQUE | 814 | 461 |
| 12. | | ANGOLA | 605 | 458 |
| 13. | | MADAGASCAR | 298 | 247 |
| 14. | | SIERRA LEONE | 223 | 163 |
| 15. | | TAN - BUKOBA | 132 | 152 |
| 16. | | BURKINA FASO | | |
| 17. | | CAMEROON | | |
| 18. | | CENTRAL AFR. REP. | | |
| 19. | | EQ. GUINEA | | |
| 20. | | GABON | | |
| 21. | | IVORY COAST | | |
| 22. | | LIBERIA | | |
| 23. | | REPUBLIC CONGO | | |
| 24. | | REPUBLIC GUINEA | | |

| | | | 2021 | 2020 |
|-----|--|-------------------|------|------|
| 1. | | TANZANIA | 49 | 49 |
| 2. | | UGANDA | 31 | 21 |
| 3. | | ANGOLA | 25 | 18 |
| 4. | | DEM. REP. CONGO | 21 | 18 |
| 5. | | LESOTHO | 15 | 7 |
| 6. | | MOZAMBIQUE | 13 | 8 |
| 7. | | KENYA | 10 | 12 |
| 8. | | MALAWI | 4 | 2 |
| 9. | | TAN – BUKOBA | 2 | 2 |
| 10. | | RWANDA | 2 | 2 |
| 11. | | SIERRA LEONE | 1 | 1 |
| 12. | | MADAGASCAR | 0 | 0 |
| 13. | | TOGO | | |
| 14. | | BURKINA FASO | | |
| 15. | | BURUNDI | | |
| 16. | | CAMEROON | | |
| 17. | | CENTRAL AFR. REP. | | |
| 18. | | EQ. GUINEA | | |
| 19. | | GABON | | |
| 20. | | IVORY COAST | | |
| 21. | | LIBERIA | | |
| 22. | | REPUBLIC CONGO | | |
| 23. | | REPUBLIC GUINEA | | |
| 24. | | ZAMBIA | | |



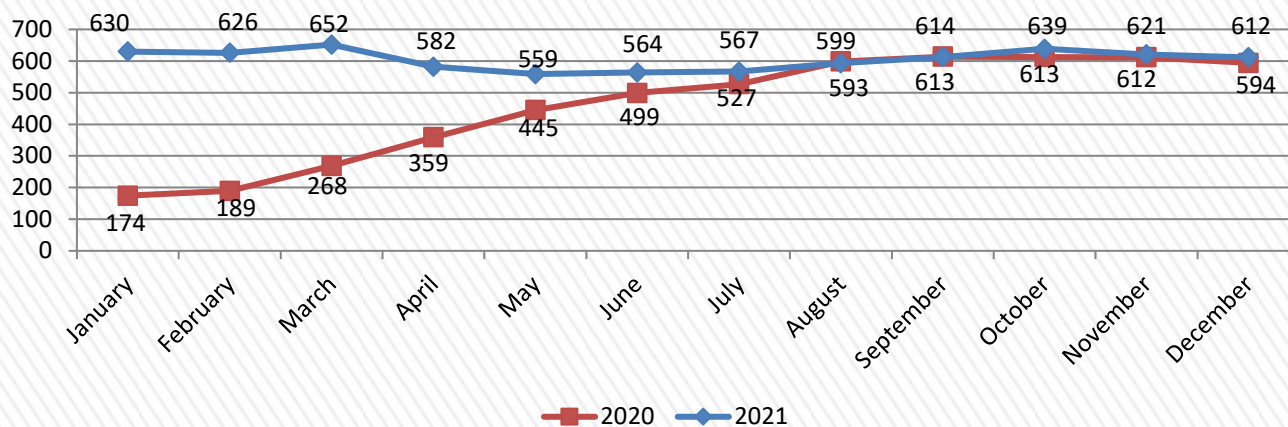
App Store

Monthly Actives Users (MAU): the number of unique users that opened the app at least once per month





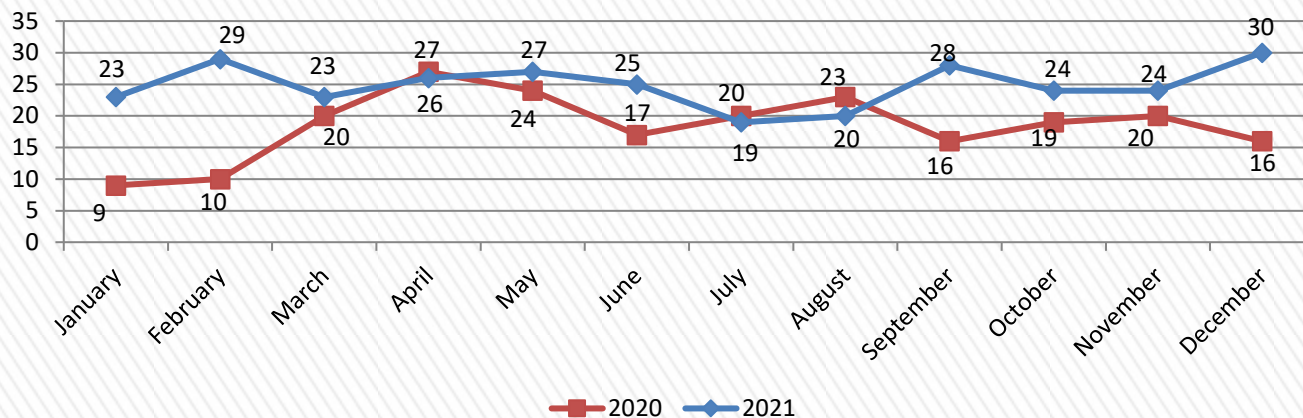
Android



| ANDROID - ACTIVES | | |
|-------------------|---------------|-----|
| 1 | Angola | 484 |
| 2 | Portugal | 49 |
| 3 | Italy | 11 |
| 4 | Mozambique | 10 |
| 5 | United States | 8 |
| TOTAL | | 612 |

geolocation of the app,
which has been opened at
least once in the last 30
days

Apple

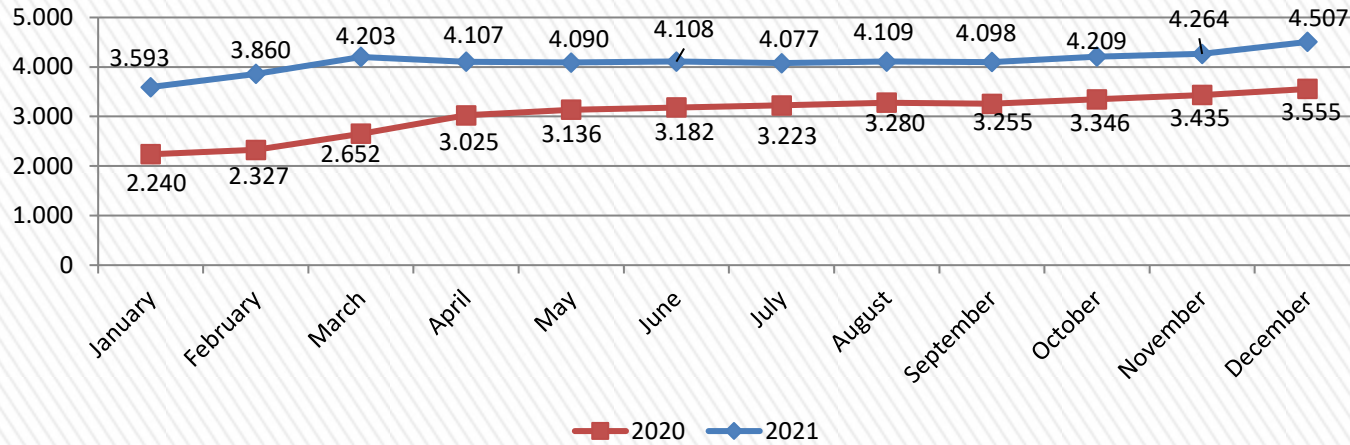


| APPLE - ACTIVES | | |
|-----------------|--------|----|
| 1 | Angola | 30 |
| 2 | | |
| 3 | | |
| 4 | | |
| 5 | | |
| TOTAL | | 30 |

ACTIVES – Application opened at least once during a month (average)



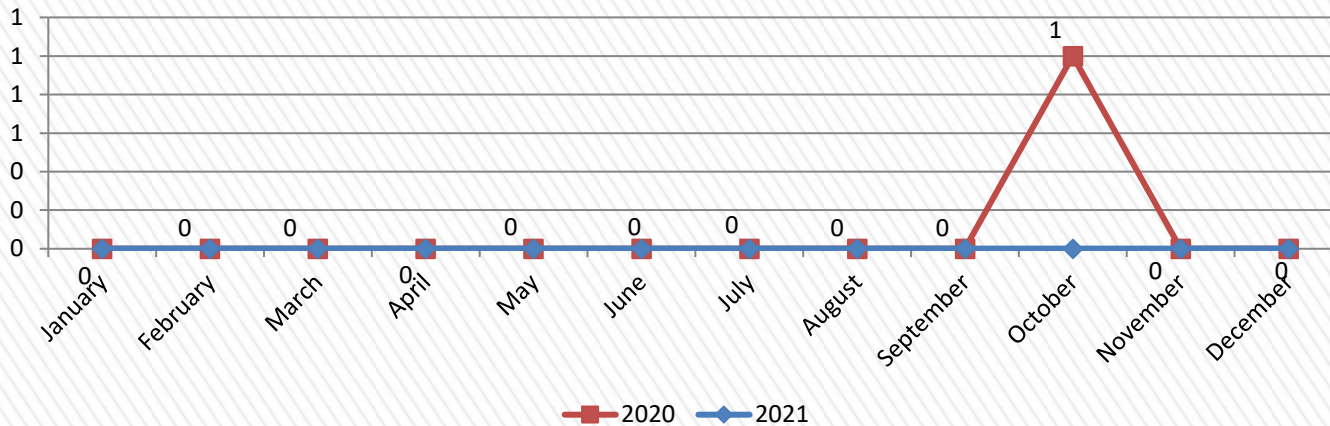
Android



| ANDROID - ACTIVES | | |
|-------------------|---------|--------------|
| 1 | Burundi | 2.210 |
| 2 | Belgium | 286 |
| 3 | Zambia | 266 |
| 4 | Canada | 218 |
| 5 | Kenya | 195 |
| TOTAL | | 4.507 |

geolocation of the app, which has been opened at least once in the last 30 days

Apple

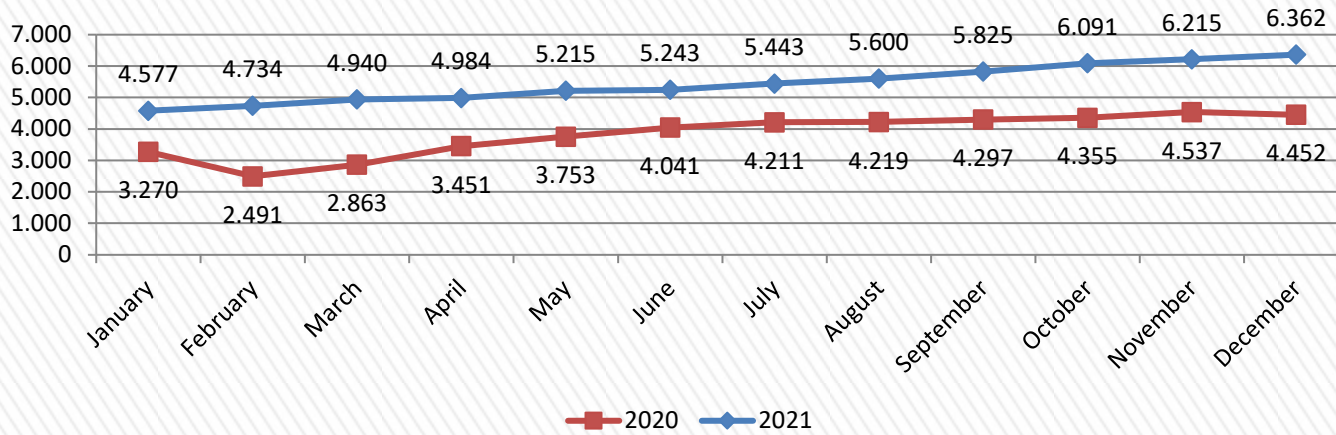


| APPLE - ACTIVES | | |
|-----------------|--|----------|
| 1 | | 0 |
| 2 | | |
| 3 | | |
| 4 | | |
| 5 | | |
| TOTAL | | 0 |

ACTIVES – Application opened at least once during a month (average)



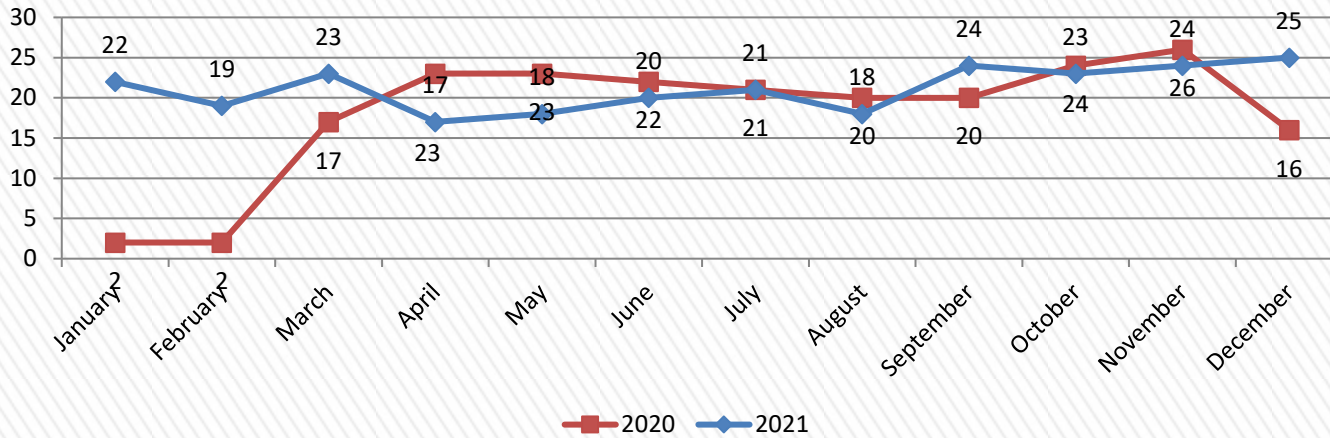
Android



| ANDROID - ACTIVES | | |
|-------------------|----------------|--------------|
| 1 | RD Congo | 2.884 |
| 2 | France | 1.183 |
| 3 | Belgium | 730 |
| 4 | United States | 248 |
| 5 | United Kingdom | 172 |
| TOTAL | | 6.448 |

geolocation of the app, which has been opened at least once in the last 30 days

Apple

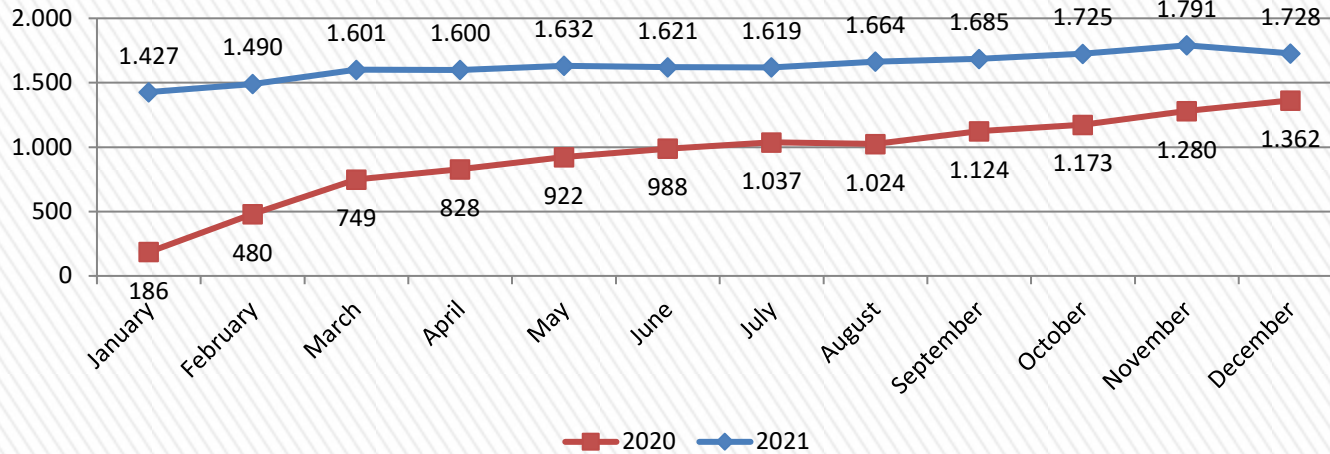


| APPLE - ACTIVES | | |
|-----------------|----------|-----------|
| 1 | DR Congo | 25 |
| 2 | | |
| 3 | | |
| 4 | | |
| 5 | | |
| TOTAL | | 25 |

ACTIVES – Application opened at least once during a month (average)



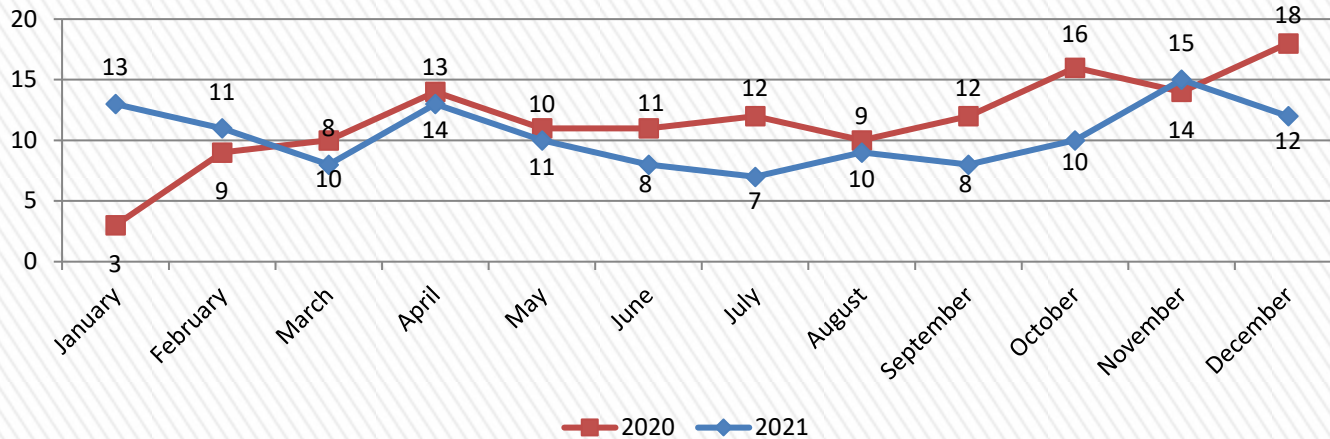
Android



| ANDROID - ACTIVES | | |
|-------------------|---------------|--------------|
| 1 | Kenya | 1.514 |
| 2 | United States | 35 |
| 3 | Saudi Arabia | 18 |
| 4 | Tanzania | 18 |
| 5 | Germany | 15 |
| TOTAL | | 1.728 |

geolocation of the app, which has been opened at least once in the last 30 days

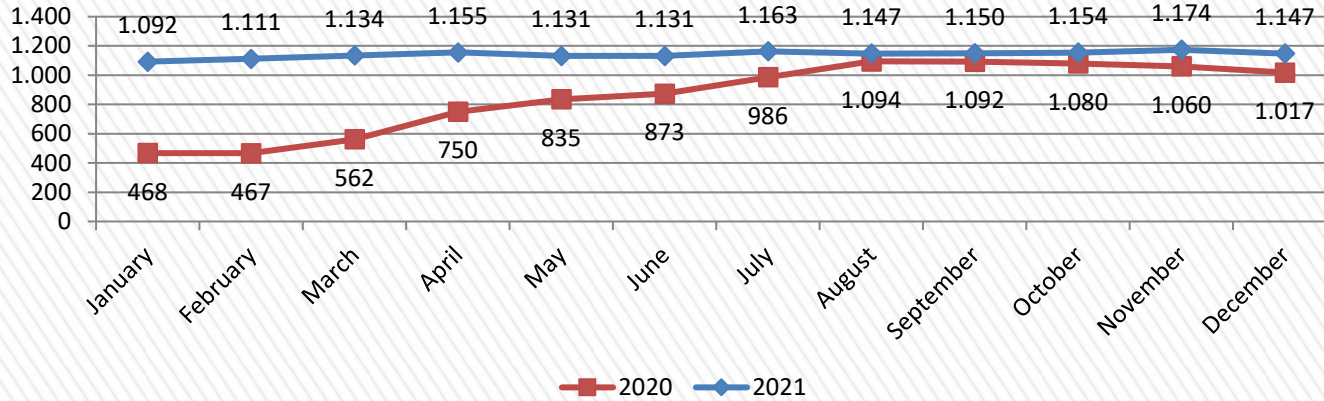
Apple



| APPLE - ACTIVES | | |
|-----------------|---------------|-----------|
| 1 | United States | 4 |
| 2 | Kenya | 3 |
| 3 | Australia | 1 |
| 4 | Canada | 1 |
| 5 | Switzerland | 1 |
| TOTAL | | 12 |

ACTIVES – Application opened at least once during a month (average)

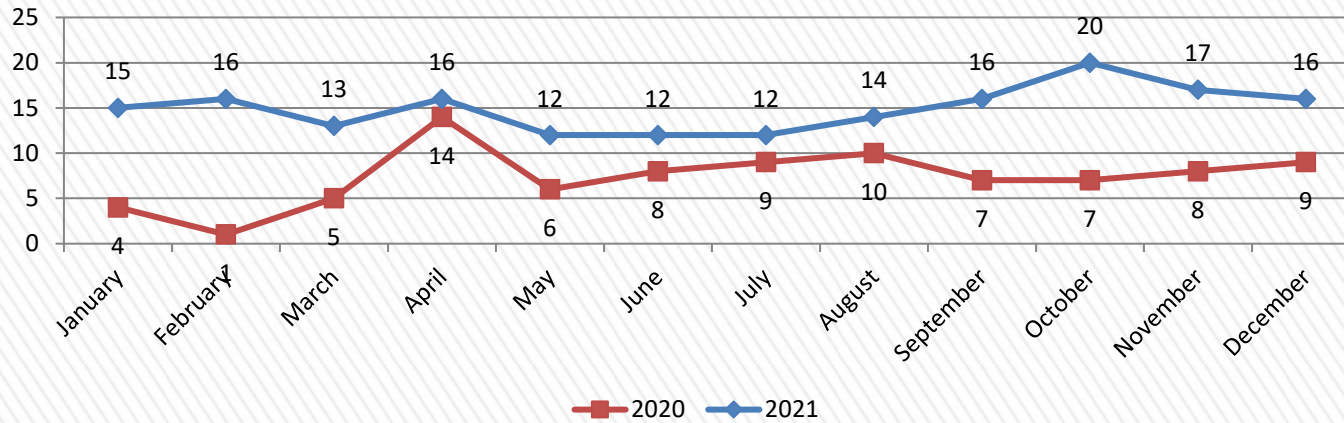
Android



| ANDROID - ACTIVES | | |
|-------------------|-----------------------|--------------|
| 1 | Lesotho | 613 |
| 2 | South Africa | 434 |
| 3 | Botswana | 36 |
| 4 | United Kingdom | 20 |
| 5 | United States | 6 |
| TOTAL | | 1,147 |

geolocation of the app,
which has been opened at
least once in the last 30
days

Apple



| APPLE - ACTIVES | | |
|-----------------|---------------------|-----------|
| 1 | South Africa | 16 |
| 2 | | |
| 3 | | |
| 4 | | |
| 5 | | |
| TOTAL | | 16 |

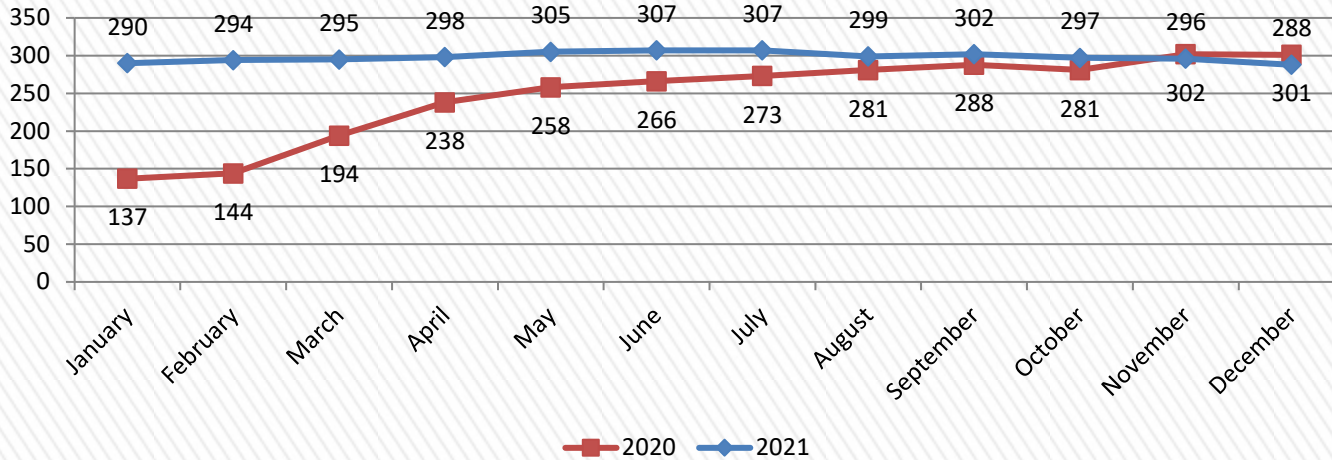
ACTIVES – Application opened at least once during a month (average)



MADAGASCAR

Data updated to 31/12/2021

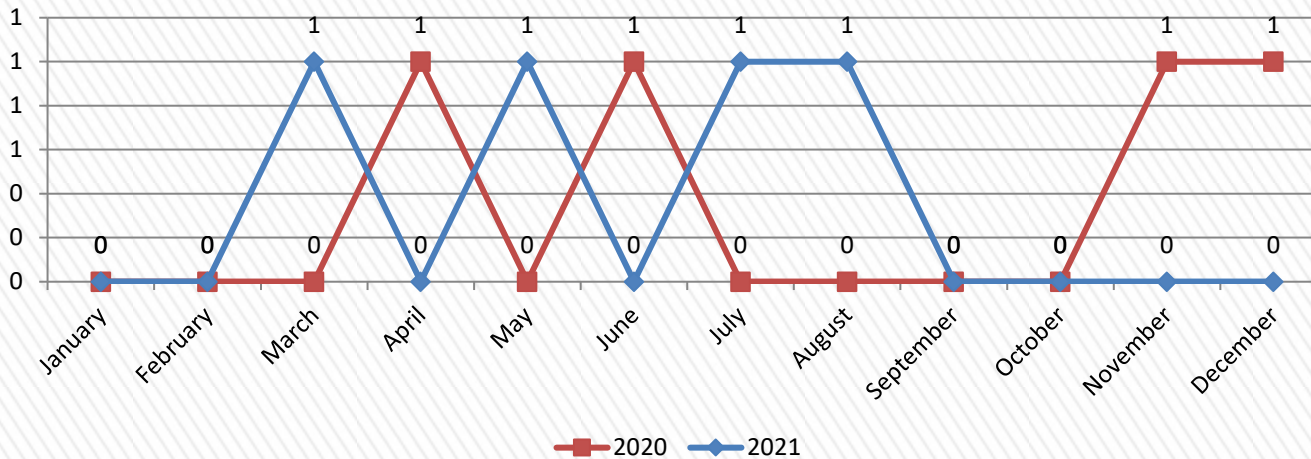
Android



| ANDROID - ACTIVES | | |
|-------------------|------------|-----|
| 1 | Madagascar | 125 |
| 2 | Italy | 50 |
| 3 | France | 38 |
| 4 | Kuwait | 23 |
| 5 | Mauritius | 12 |
| TOTAL | | 288 |

geolocation of the app, which has been opened at least once in the last 30 days

Apple

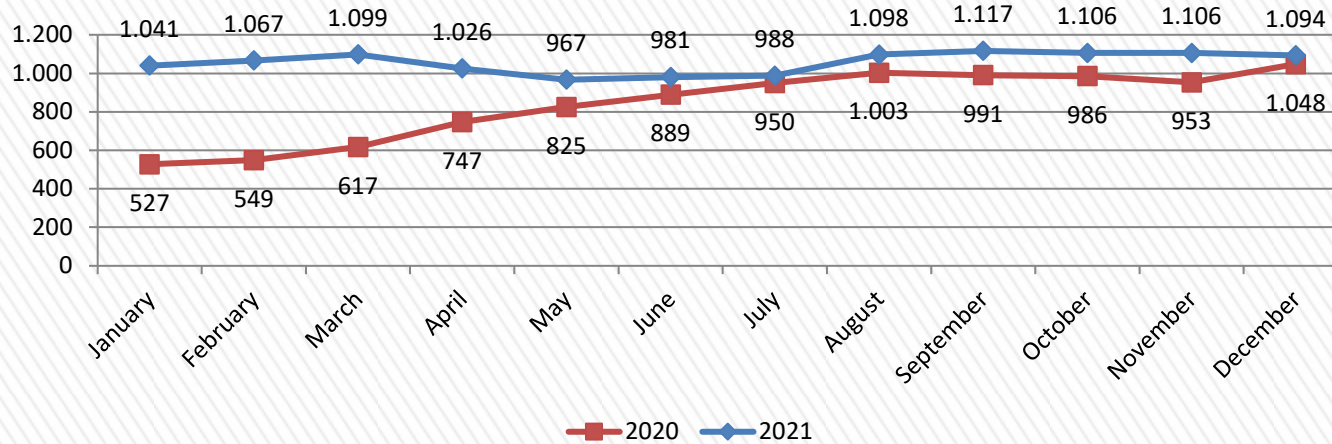


| APPLE - ACTIVES | | |
|-----------------|--|---|
| 1 | | 0 |
| 2 | | |
| 3 | | |
| 4 | | |
| 5 | | |
| TOTAL | | 0 |

ACTIVES – Application opened at least once during a month (average)



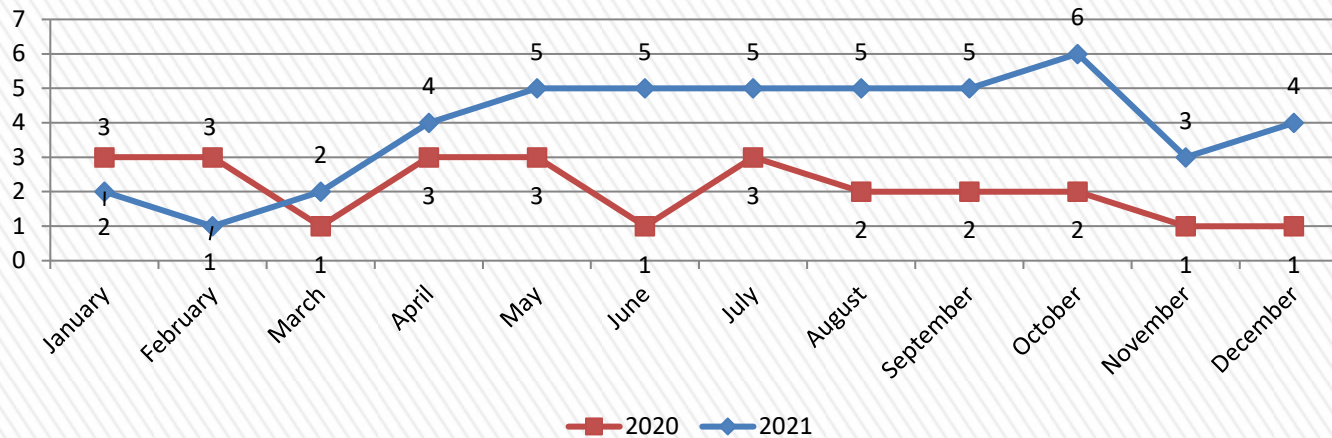
Android



| ANDROID – ACTIVES | | |
|-------------------|----------------|-------|
| 1 | Malawi | 362 |
| 2 | South Africa | 345 |
| 3 | Mozambique | 179 |
| 4 | Zambia | 48 |
| 5 | United Kingdom | 33 |
| TOTAL | | 1,094 |

geolocation of the app,
which has been opened at
least once in the last 30
days

Apple



| APPLE - ACTIVES | | |
|-----------------|--------|---|
| 1 | Malawi | 4 |
| 2 | | |
| 3 | | |
| 4 | | |
| 5 | | |
| TOTAL | | 4 |

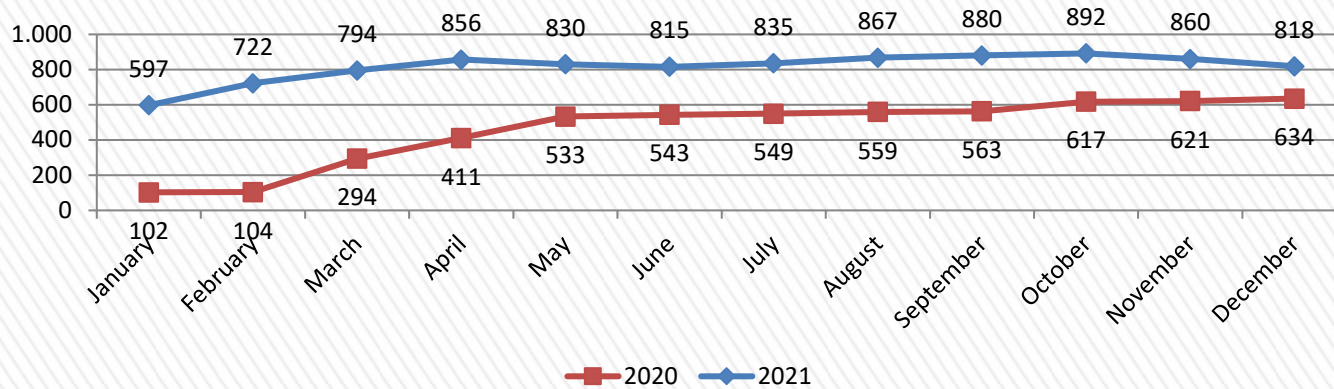
ACTIVES – Application opened at least once during a month (average)



MOZAMBIQUE

Data updated to 31/12/2021

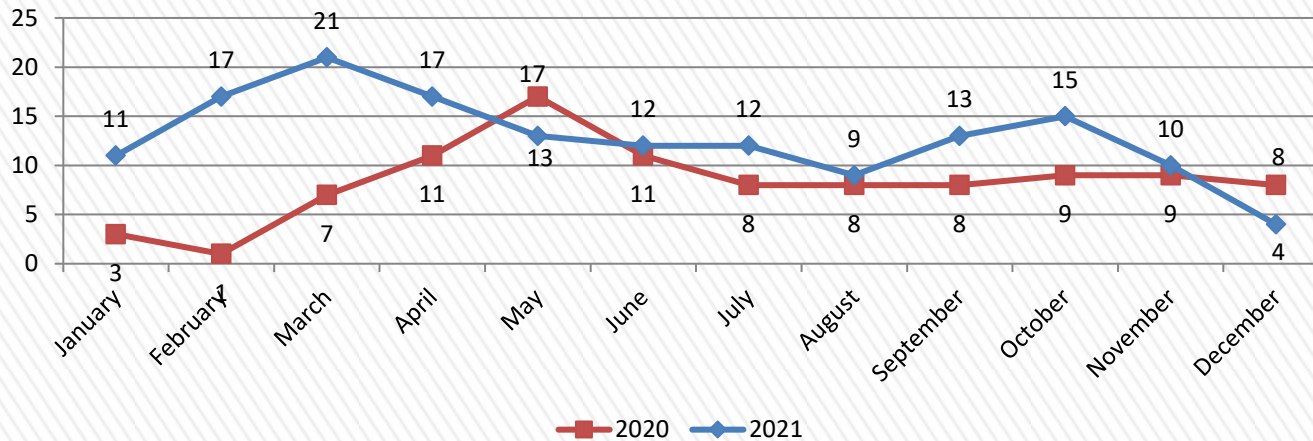
Android



| ANDROID - ACTIVES | | |
|-------------------|--------------|-----|
| 1 | Mozambique | 774 |
| 2 | South Africa | 14 |
| 3 | Brazil | 5 |
| 4 | Portugal | 3 |
| 5 | Rwanda | 3 |
| TOTAL | | 818 |

geolocation of the app, which has been opened at least once in the last 30 days

Apple

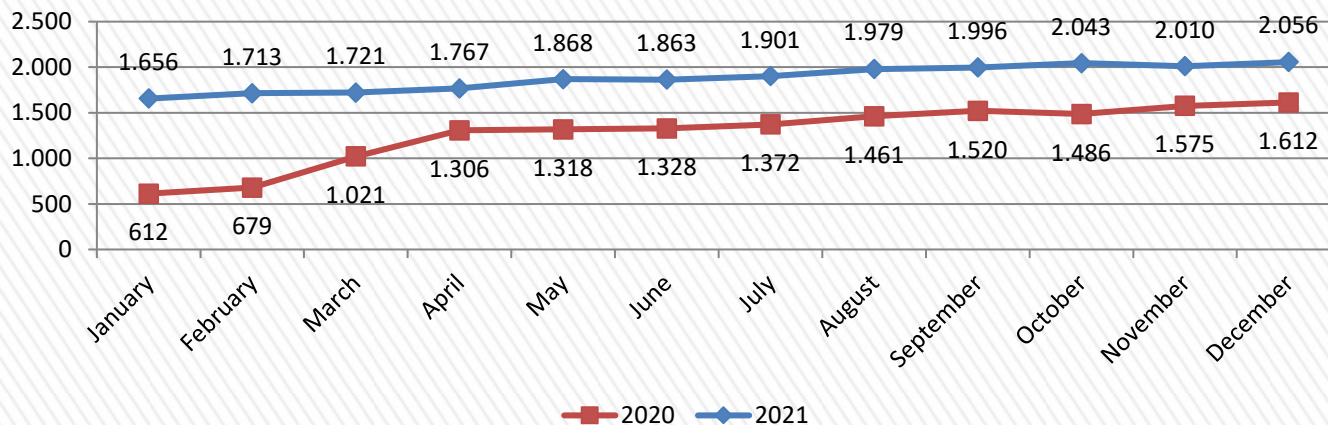


| APPLE - ACTIVES | | |
|-----------------|------------|---|
| 1 | Mozambique | 4 |
| 2 | | |
| 3 | | |
| 4 | | |
| 5 | | |
| TOTAL | | 4 |

ACTIVES – Application opened at least once during a month (average)



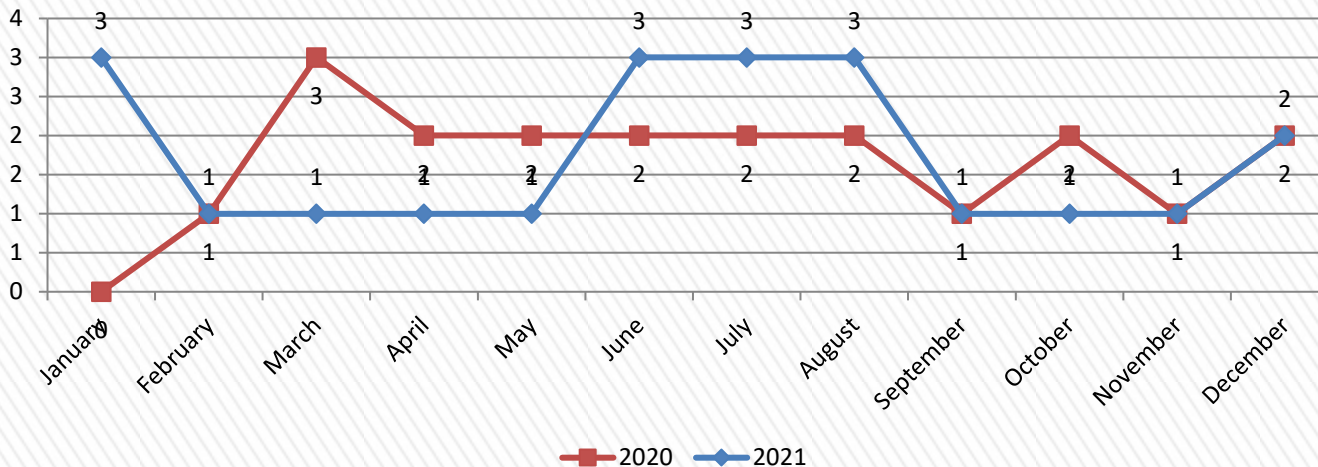
Android



| ANDROID - ACTIVES | | |
|-------------------|---------------|--------------|
| 1 | Rwanda | 1.281 |
| 2 | Belgium | 113 |
| 3 | United States | 79 |
| 4 | Burundi | 66 |
| 5 | France | 57 |
| TOTAL | | 2.056 |

geolocation of the app, which has been opened at least once in the last 30 days

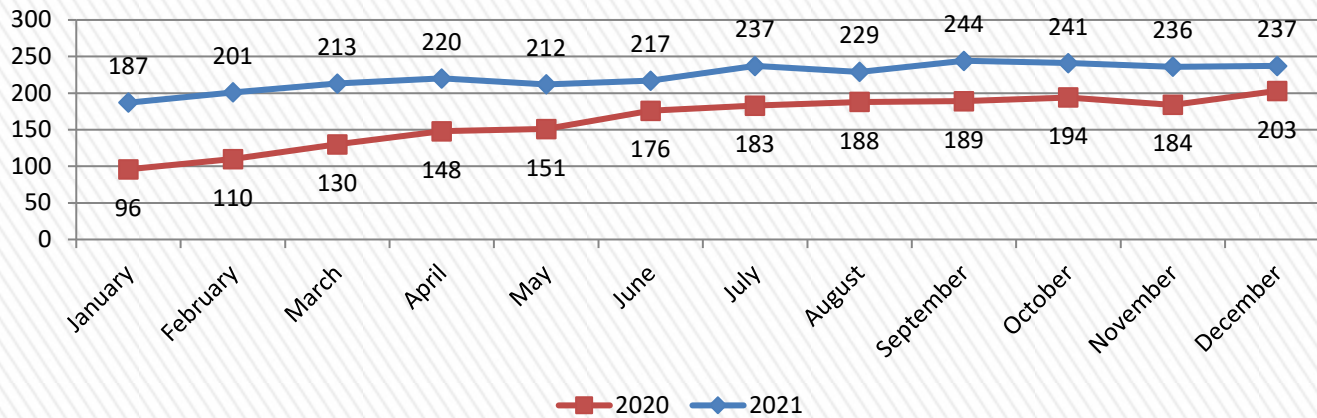
Apple



| APPLE - ACTIVES | | |
|-----------------|--------|----------|
| 1 | Rwanda | 2 |
| 2 | | |
| 3 | | |
| 4 | | |
| 5 | | |
| TOTAL | | 2 |

ACTIVES – Application opened at least once during a month (average)

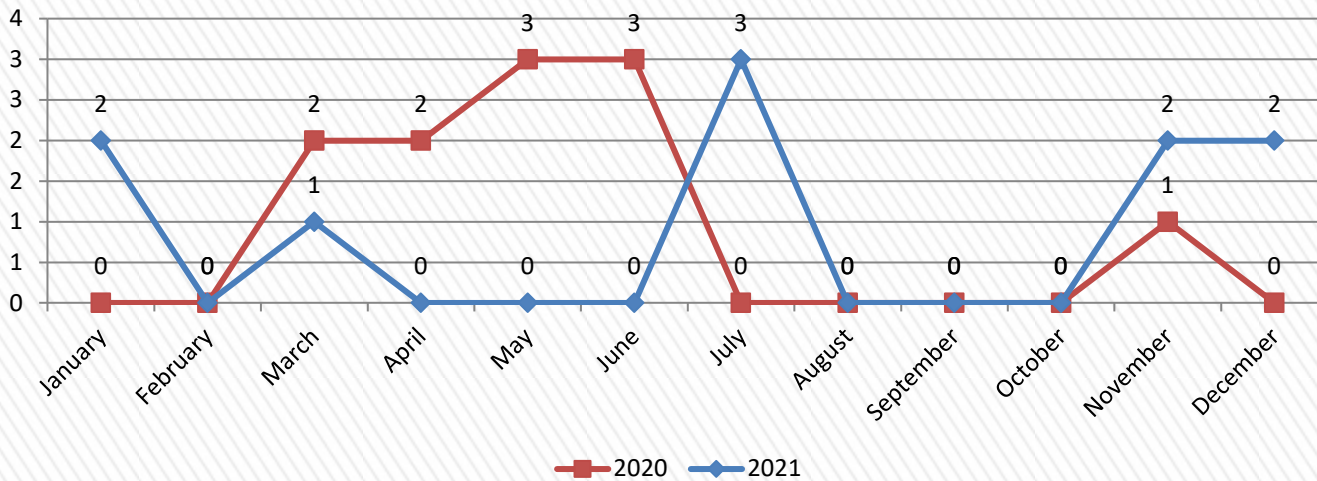
Android



| ANDROID - ACTIVES | | |
|-------------------|----------------|------------|
| 1 | Sierra Leone | 143 |
| 2 | United States | 31 |
| 3 | United Kingdom | 17 |
| 4 | Italy | 4 |
| 5 | Nigeria | 4 |
| TOTAL | | 237 |

geolocation of the app,
which has been opened at
least once in the last 30
days

Apple

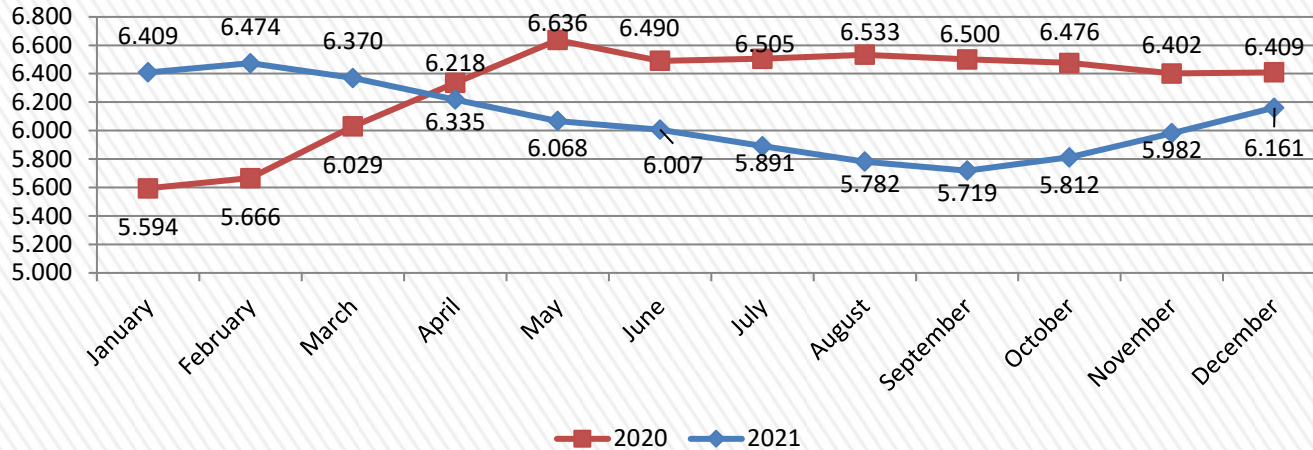


| APPLE - ACTIVES | | |
|-----------------|--------------|----------|
| 1 | Sierra Leone | 2 |
| 2 | | |
| 3 | | |
| 4 | | |
| 5 | | |
| TOTAL | | 2 |

ACTIVES – Application opened at least once during a month (average)



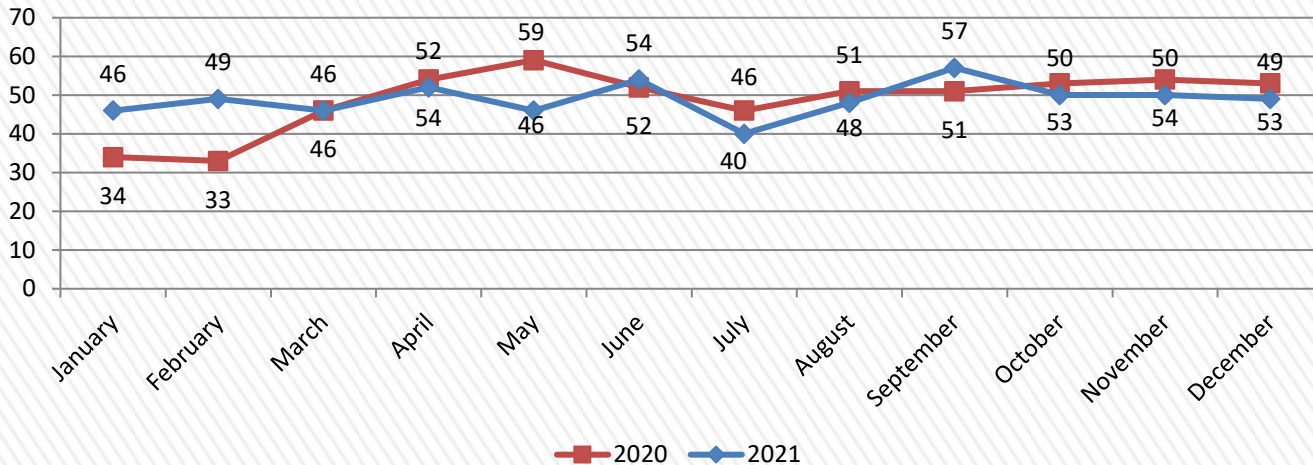
Android



| ANDROID - ACTIVES | | |
|-------------------|---------------|--------------|
| 1 | Tanzania | 5.468 |
| 2 | Kenya | 173 |
| 3 | Italy | 77 |
| 4 | United States | 74 |
| 5 | RD Congo | 44 |
| TOTAL | | 6.161 |

geolocation of the app, which has been opened at least once in the last 30 days

Apple



| APPLE - ACTIVES | | |
|-----------------|----------|-----------|
| 1 | Tanzania | 49 |
| 2 | | |
| 3 | | |
| 4 | | |
| 5 | | |
| TOTAL | | 49 |

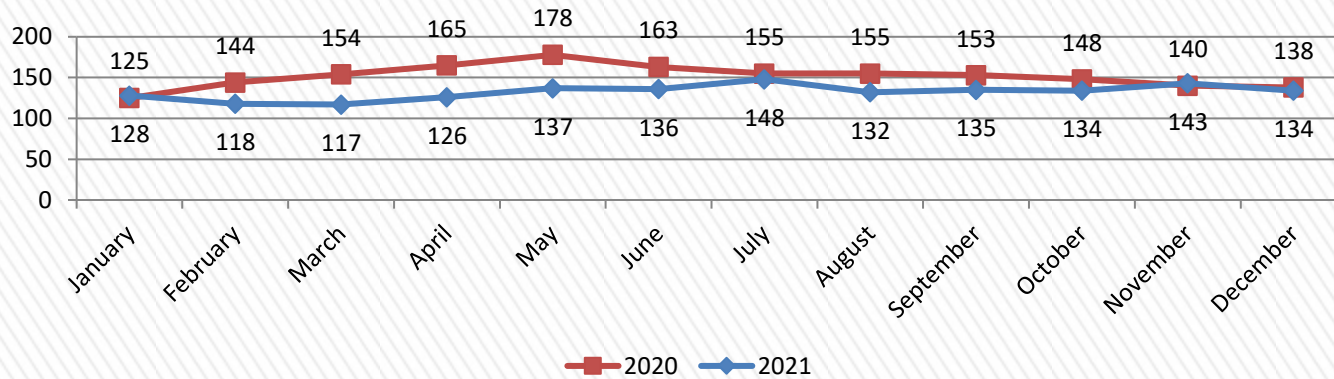
ACTIVES – Application opened at least once during a month (average)



TANZANIA - MBIU

Data updated to 31/12/2021

Android



| ANDROID - ACTIVES | | |
|-------------------|-------------|-----|
| 1 | Tanzania | 116 |
| 2 | Chile | 3 |
| 3 | France | 2 |
| 4 | Rep. Guinea | 2 |
| 5 | Kenya | 2 |
| TOTAL | | 134 |

geolocation of the app, which has been opened at least once in the last 30 days

Apple

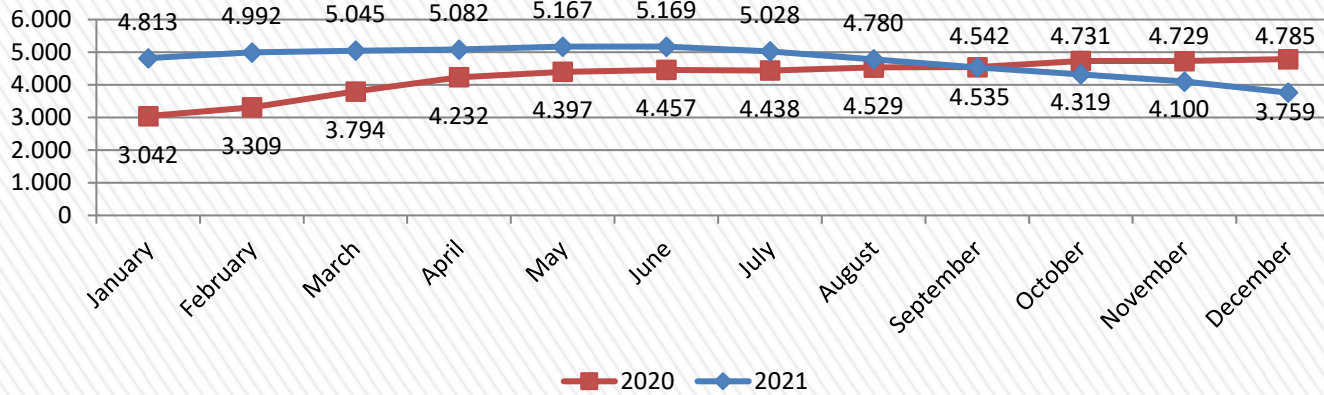


| APPLE - ACTIVES | | |
|-----------------|----------|---|
| 1 | Tanzania | 1 |
| 2 | | |
| 3 | | |
| 4 | | |
| 5 | | |
| TOTAL | | 1 |

ACTIVES – Application opened at least once during a month (average)



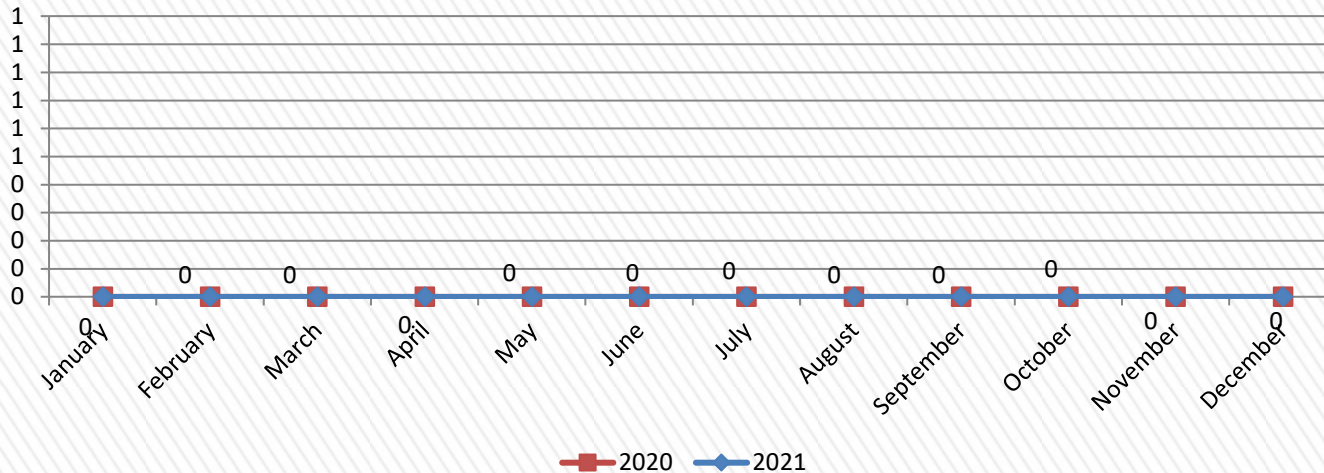
Android



| ANDROID - ACTIVES | | |
|-------------------|---------------|-------|
| 1 | Togo | 1.569 |
| 2 | France | 613 |
| 3 | United States | 498 |
| 4 | Germany | 189 |
| 5 | Ghana | 128 |
| TOTAL | | 3.759 |

geolocation of the app, which has been opened at least once in the last 30 days

Apple

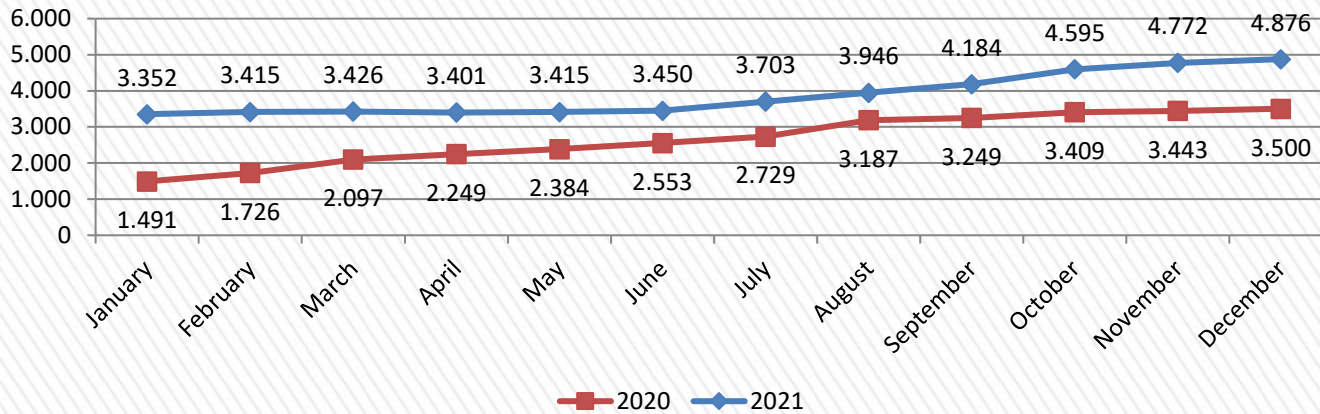


| APPLE - ACTIVES | | |
|-----------------|--|---|
| 1 | | 0 |
| 2 | | |
| 3 | | |
| 4 | | |
| 5 | | |
| TOTAL | | 0 |

ACTIVES – Application opened at least once during a month (average)



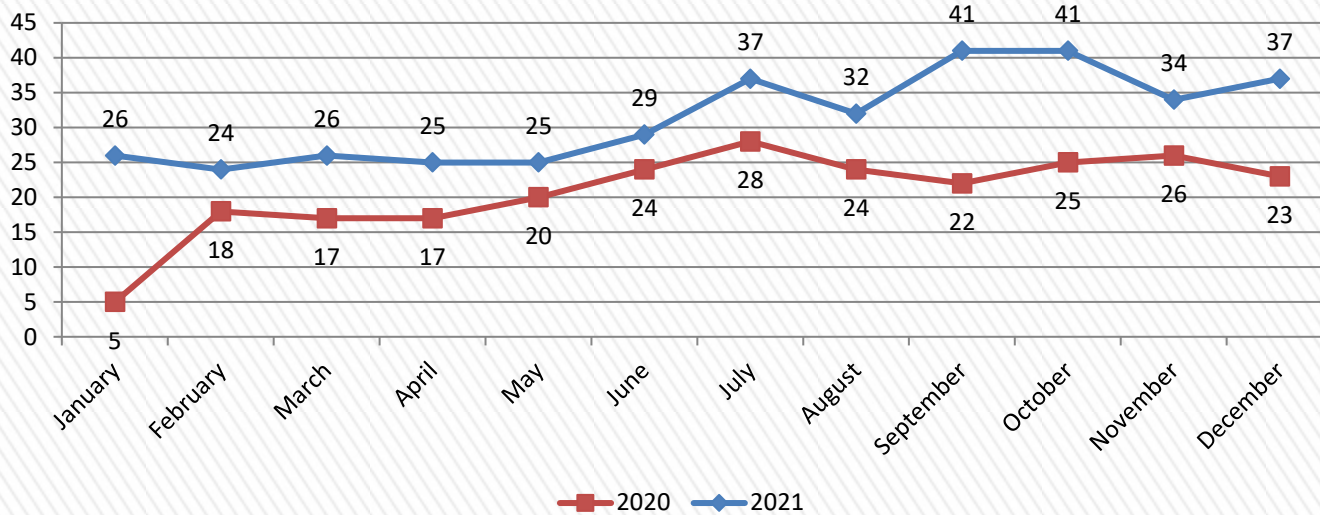
Android



| ANDROID - ACTIVES | | |
|-------------------|-----------------|-------|
| 1 | Uganda | 2,950 |
| 2 | Saudi Arabi | 537 |
| 3 | Emirates S.Arab | 361 |
| 4 | Netherlands | 135 |
| 5 | United Kingdom | 134 |
| TOTAL | | 4,876 |

geolocation of the app, which has been opened at least once in the last 30 days

Apple

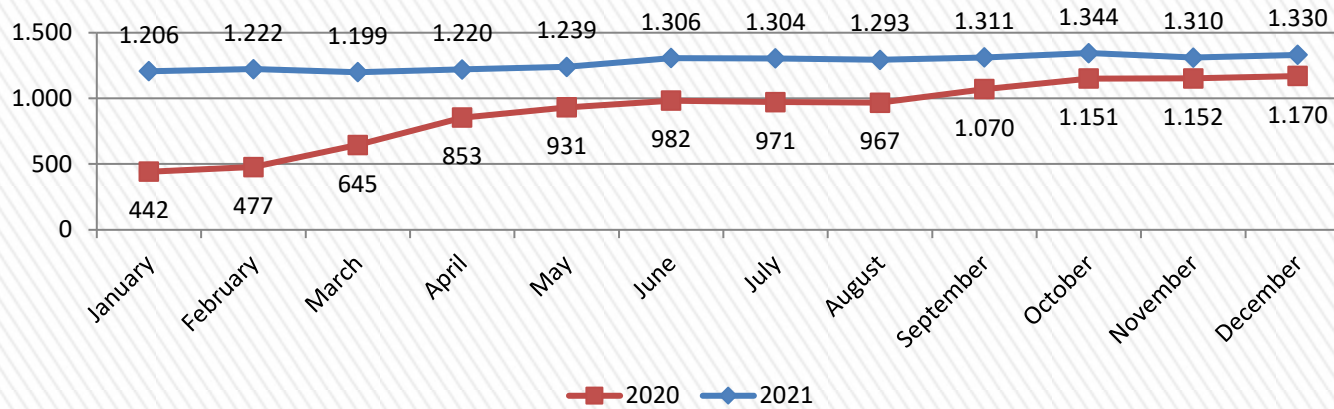


| APPLE - ACTIVES | | |
|-----------------|--------|----|
| 1 | Uganda | 37 |
| 2 | | |
| 3 | | |
| 4 | | |
| 5 | | |
| TOTAL | | 37 |

ACTIVES – Application opened at least once during a month (average)



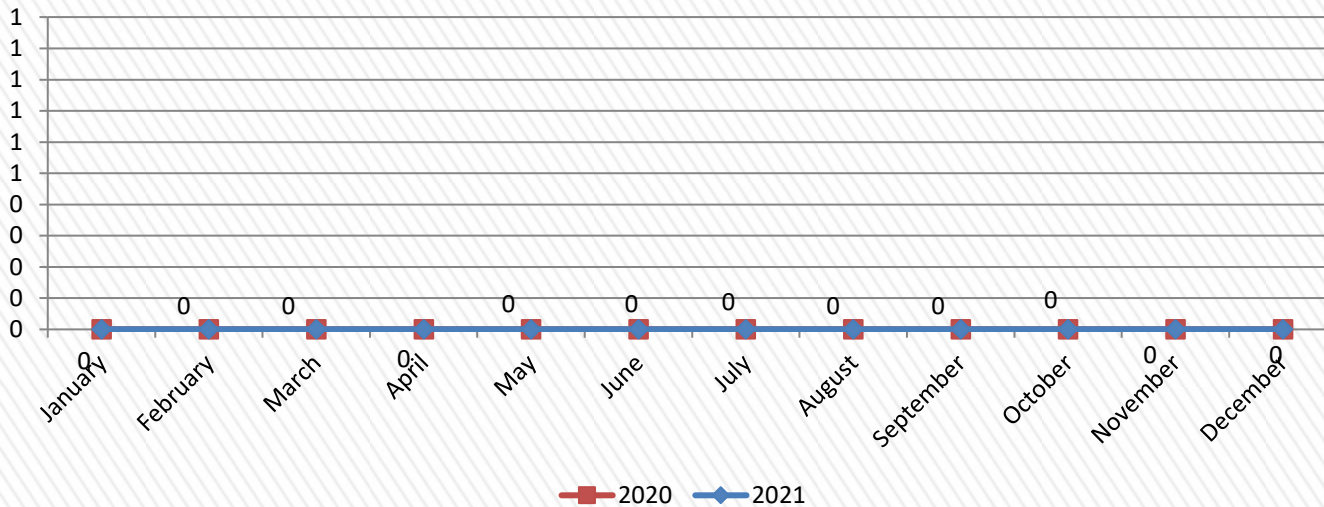
Android



| ANDROID - ACTIVES | | |
|-------------------|----------------|-------|
| 1 | Zambia | 1,158 |
| 2 | United States | 26 |
| 3 | South Africa | 25 |
| 4 | United Kingdom | 24 |
| 5 | Italy | 9 |
| TOTAL | | 1,330 |

geolocation of the app, which has been opened at least once in the last 30 days

Apple



| APPLE - ACTIVES | | |
|-----------------|--|---|
| 1 | | 0 |
| 2 | | |
| 3 | | |
| 4 | | |
| 5 | | |
| TOTAL | | 0 |

ACTIVES – Application opened at least once during a month (average)



AMERICA



Actives Apps - AMERICA

DECEMBER 2021



Google play

| | | 2021 | 2020 |
|-----|--|--------|--------|
| 1. |  ARGENTINA | 16.270 | 14.036 |
| 2. |  PERU | 7.597 | 6.068 |
| 3. |  MEXICO | 7.027 | 6.336 |
| 4. |  PARAGUAY | 2.479 | 1.958 |
| 5. |  COLOMBIA | 2.364 | 1.629 |
| 6. |  ECUADOR | 2.193 | 1.656 |
| 7. |  GUATEMALA | 1.956 | 1.555 |
| 8. |  COSTA RICA | 1.942 | 1.398 |
| 9. |  EL SALVADOR | 1.340 | 1.069 |
| 10. |  USA - Spanish | 1.286 | 1.008 |
| 11. |  USA | 1.170 | 782 |
| 12. |  CHILE | 1.100 | 727 |
| 13. |  NICARAGUA | 1.074 | 805 |
| 14. |  BOLIVIA | 712 | 479 |
| 15. |  URUGUAY | 558 | 490 |
| 16. |  VENEZUELA | 547 | 413 |
| 17. |  HONDURAS | 314 | 129 |
| 18. |  DOMINICAN REP. | 277 | 250 |
| 19. |  CANADA | 186 | 76 |
| 20. |  USA - Friends | 52 | 58 |
| 21. |  BRAZIL | | 0 |
| 22. |  PANAMA | | 1.180 |

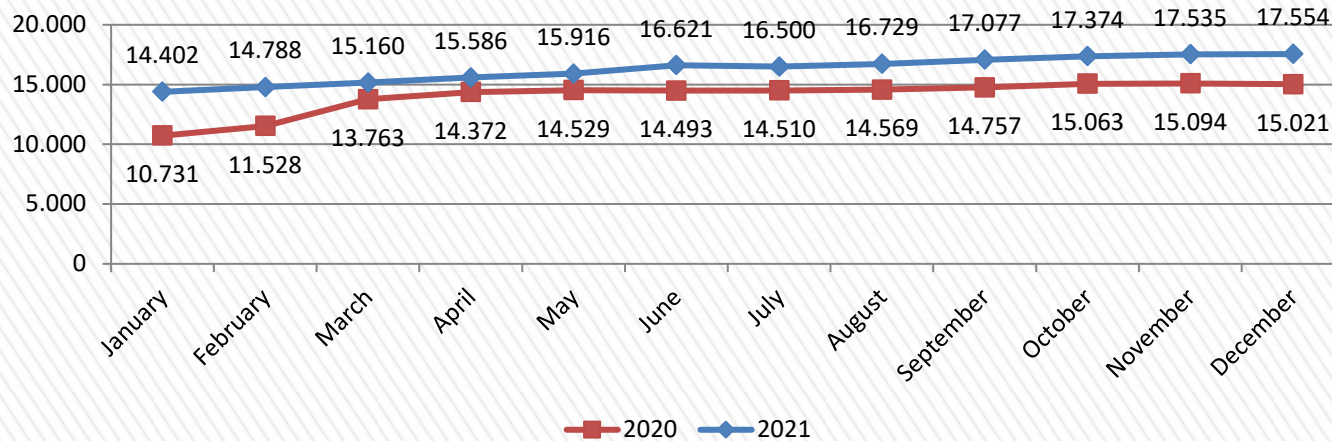
| | | 2021 | 2020 |
|-----|--|------|------|
| 1. |  USA - Spanish | 684 | 715 |
| 2. |  USA | 320 | 216 |
| 3. |  MEXICO | 272 | 264 |
| 4. |  ARGENTINA | 253 | 213 |
| 5. |  COLOMBIA | 188 | 127 |
| 6. |  ECUADOR | 147 | 129 |
| 7. |  PERU | 147 | 132 |
| 8. |  COSTA RICA | 119 | 111 |
| 9. |  GUATEMALA | 80 | 84 |
| 10. |  NICARAGUA | 73 | 70 |
| 11. |  CHILE | 69 | 58 |
| 12. |  CANADA | 57 | 51 |
| 13. |  PARAGUAY | 45 | 41 |
| 14. |  EL SALVADOR | 25 | 20 |
| 15. |  VENEZUELA | 23 | 20 |
| 16. |  BRAZIL | 15 | 8 |
| 17. |  PANAMA | 13 | |
| 18. |  DOMINICAN REP. | 12 | 4 |
| 19. |  URUGUAY | 10 | 8 |
| 20. |  BOLIVIA | 7 | 5 |
| 21. |  USA - Friends | 6 | 3 |
| 22. |  HONDURAS | 4 | 3 |



App Store



Android

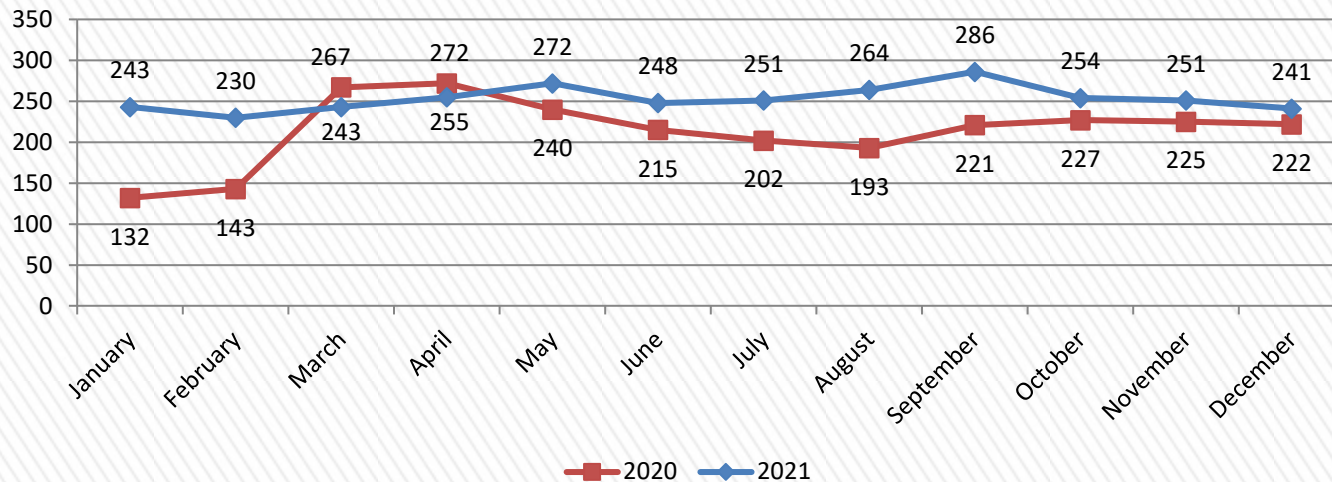


ANDROID - ACTIVES

| | | |
|--------------|----------------------|---------------|
| 1 | Argentina | 17.109 |
| 2 | Uruguay | 79 |
| 3 | United States | 50 |
| 4 | Spain | 44 |
| 5 | Paraguay | 34 |
| TOTAL | | 17.554 |

geolocation of the app,
which has been opened at
least once in the last 30
days

Apple

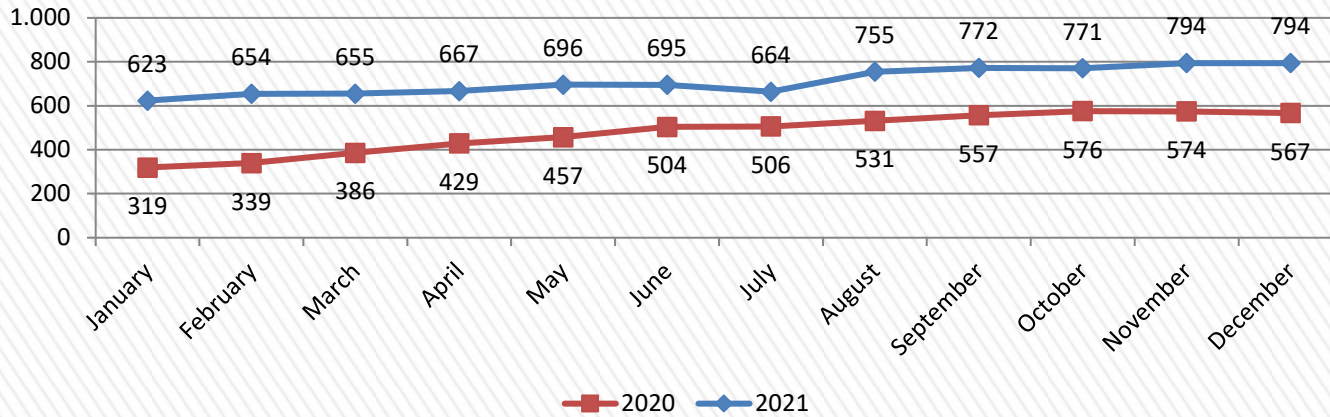


APPLE - ACTIVES

| | | |
|--------------|------------------|------------|
| 1 | Argentina | 241 |
| 2 | | |
| 3 | | |
| 4 | | |
| 5 | | |
| TOTAL | | 241 |

ACTIVES – Application opened at least once during a month (average)

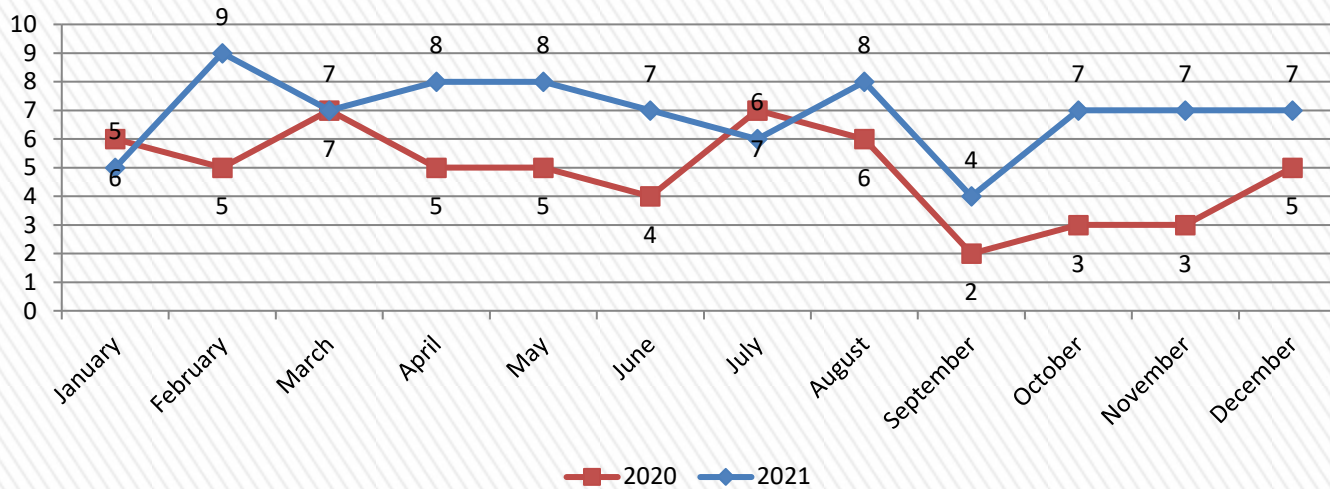
Android



| ANDROID - ACTIVES | | |
|-------------------|----------------------|------------|
| 1 | Bolivia | 698 |
| 2 | United States | 23 |
| 3 | Argentina | 16 |
| 4 | Spain | 8 |
| 5 | Perù | 7 |
| TOTAL | | 794 |

geolocation of the app,
which has been opened at
least once in the last 30
days

Apple

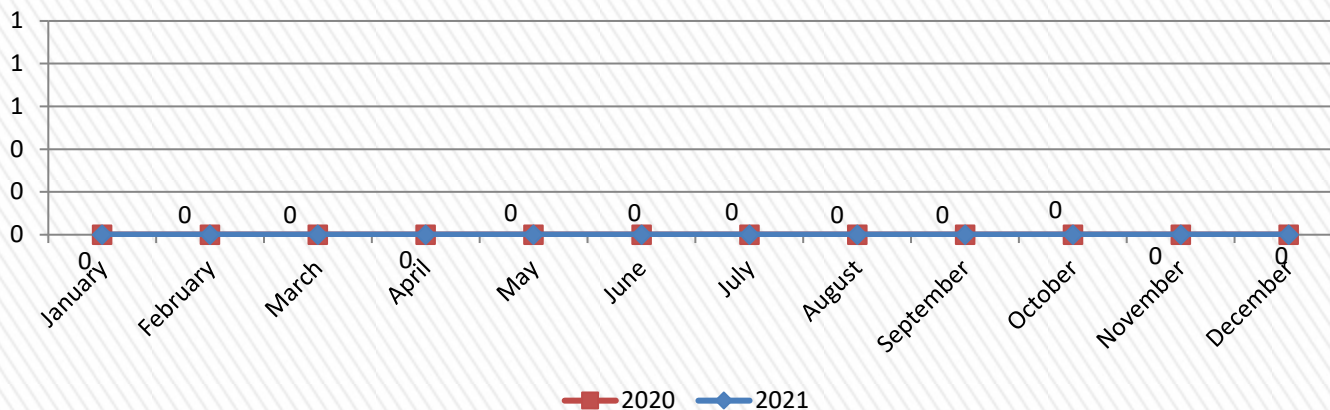


| APPLE - ACTIVES | | |
|-----------------|----------------|----------|
| 1 | Bolivia | 7 |
| 2 | | |
| 3 | | |
| 4 | | |
| 5 | | |
| TOTAL | | 7 |

ACTIVES – Application opened at least once during a month (average)



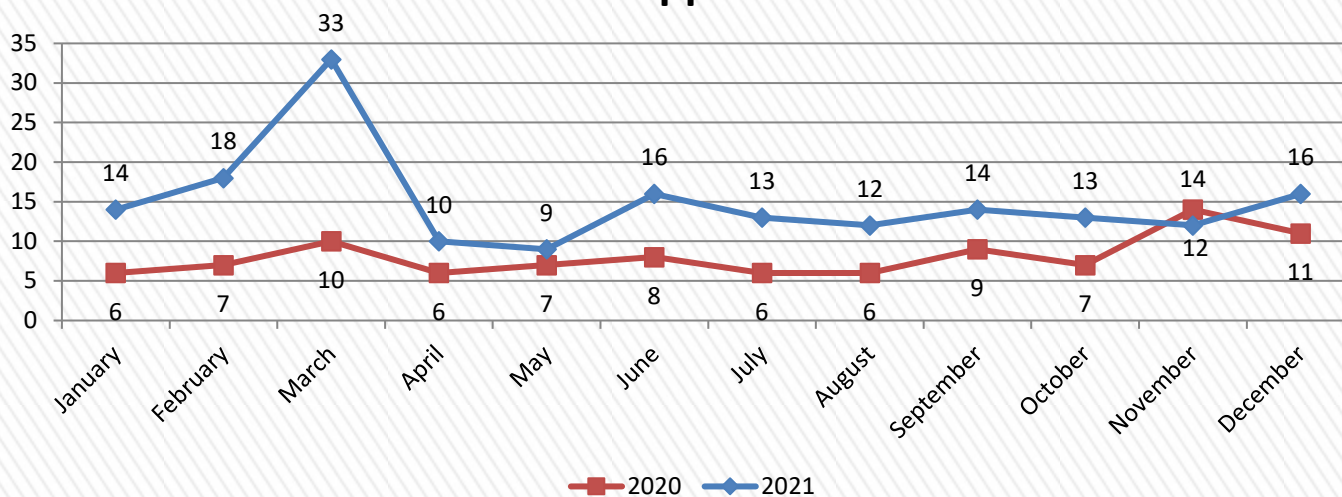
Android



| ANDROID - ACTIVES | |
|-------------------|----------|
| 1 | |
| 2 | |
| 3 | |
| 4 | |
| 5 | |
| TOTAL | 0 |

geolocation of the app, which has been opened at least once in the last 30 days

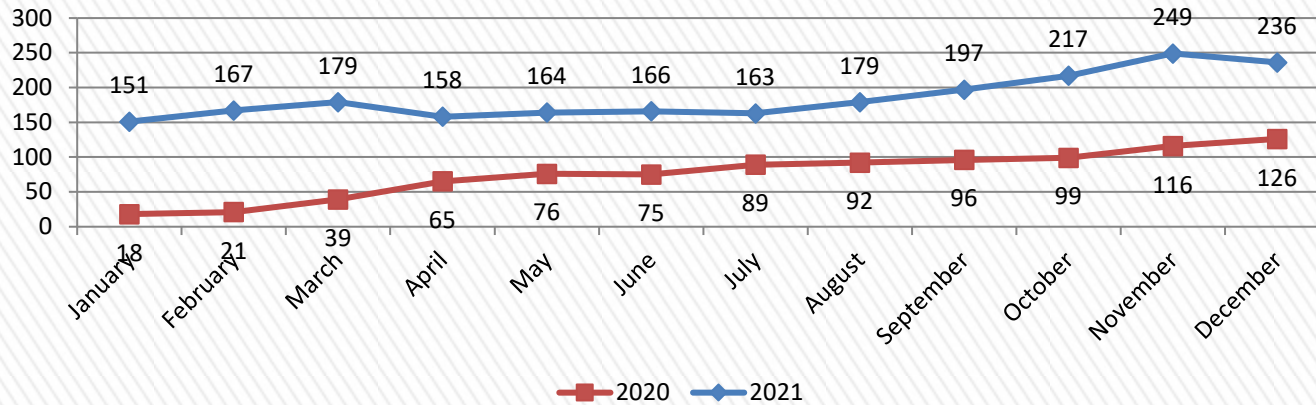
Apple



| APPLE - ACTIVES | |
|-----------------|---------------|
| 1 | Brazil |
| 2 | |
| 3 | |
| 4 | |
| 5 | |
| TOTAL | 16 |

ACTIVES – Application opened at least once during a month (average)

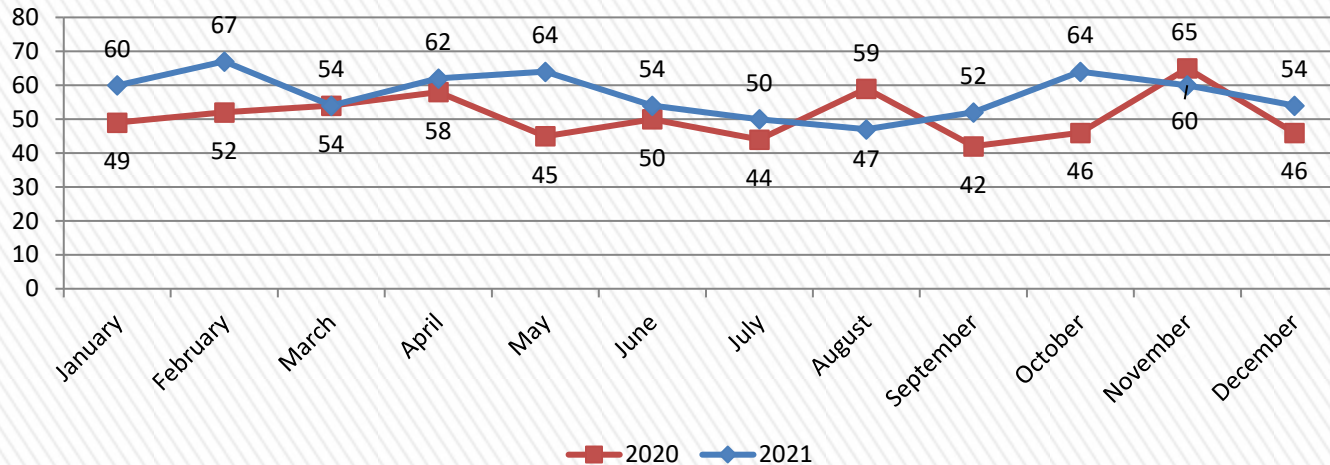
Android



| ANDROID - ACTIVES | | |
|-------------------|---------------|------------|
| 1 | Canada | 165 |
| 2 | United States | 13 |
| 3 | Italy | 11 |
| 4 | Spain | 6 |
| 5 | Ireland | 4 |
| TOTAL | | 126 |

geolocation of the app,
which has been opened at
least once in the last 30
days

Apple

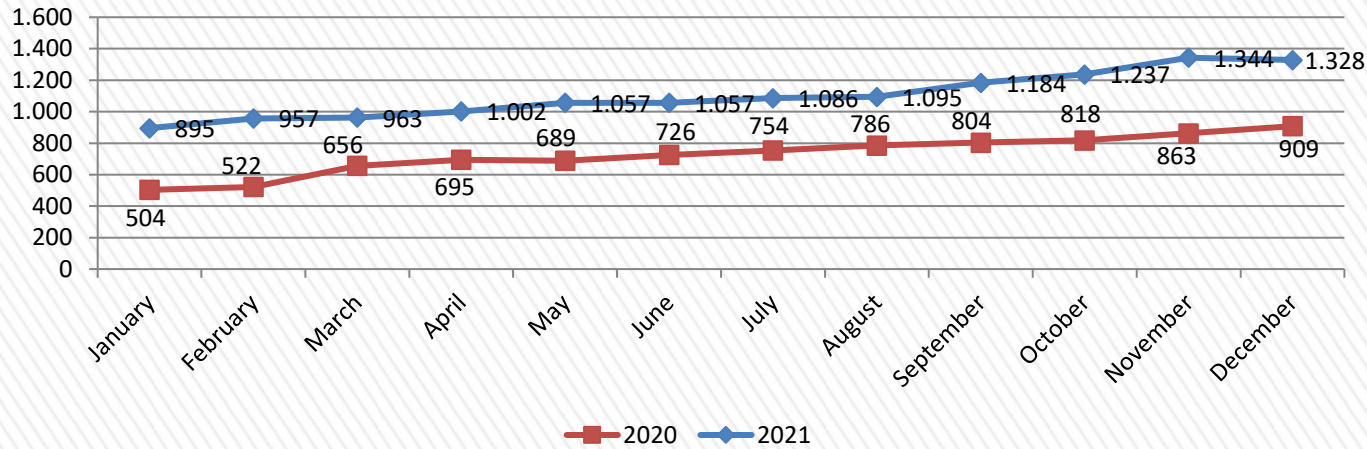


| APPLE - ACTIVES | | |
|-----------------|--------|-----------|
| 1 | Canada | 54 |
| 2 | | |
| 3 | | |
| 4 | | |
| 5 | | |
| TOTAL | | 54 |

ACTIVES – Application opened at least once during a month (average)



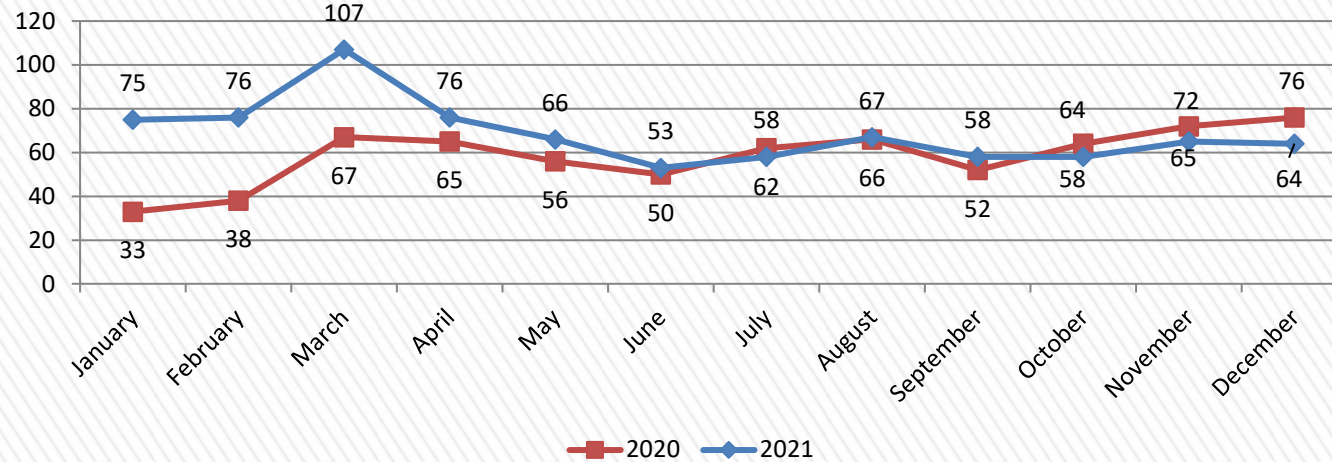
Android



| ANDROID - ACTIVES | | |
|-------------------|---------------|--------------|
| 1 | Chile | 1.230 |
| 2 | United States | 16 |
| 3 | Brazil | 12 |
| 4 | Mexico | 9 |
| 5 | Italy | 8 |
| TOTAL | | 1.328 |

geolocation of the app,
which has been opened at
least once in the last 30
days

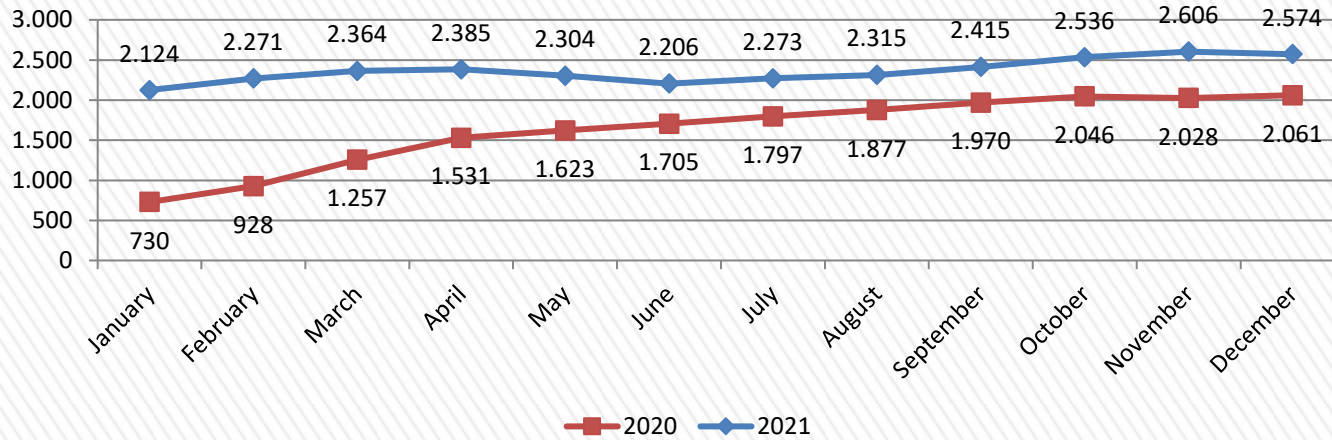
Apple



| APPLE - ACTIVES | | |
|-----------------|-------|-----------|
| 1 | Chile | 64 |
| 2 | | |
| 3 | | |
| 4 | | |
| 5 | | |
| TOTAL | | 64 |

ACTIVES – Application opened at least once during a month (average)

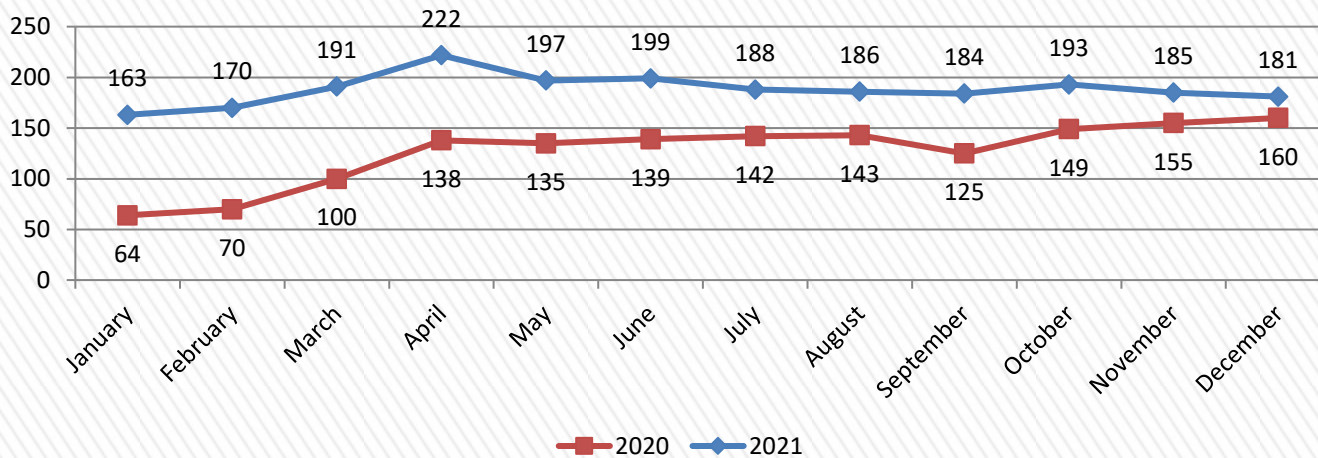
Android



| ANDROID - ACTIVES | | |
|-------------------|---------------|--------------|
| 1 | Colombia | 2.369 |
| 2 | United States | 71 |
| 3 | Spain | 28 |
| 4 | Mexico | 17 |
| 5 | Chile | 12 |
| TOTAL | | 2.574 |

geolocation of the app, which has been opened at least once in the last 30 days

Apple

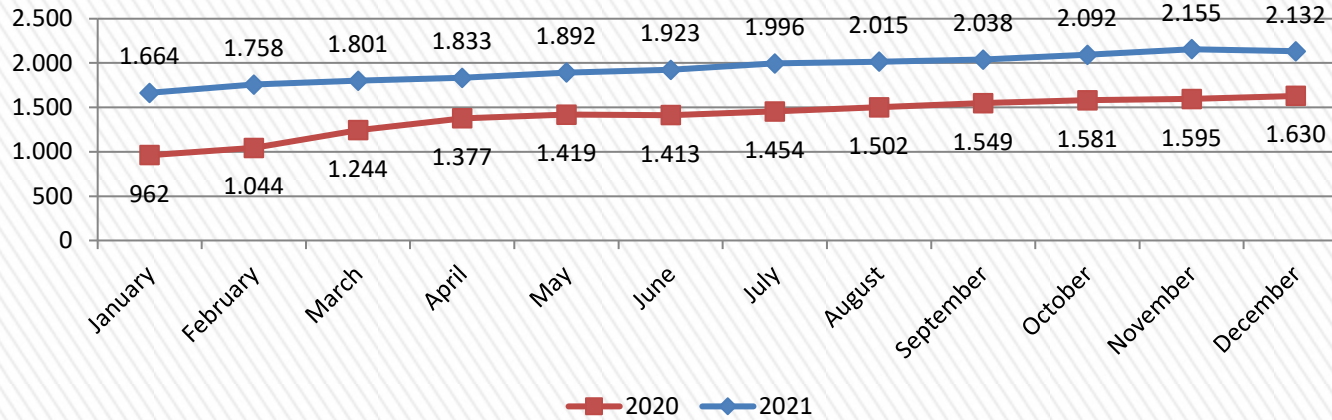


| APPLE - ACTIVES | | |
|-----------------|----------|------------|
| 1 | Colombia | 181 |
| 2 | | |
| 3 | | |
| 4 | | |
| 5 | | |
| TOTAL | | 181 |

ACTIVES – Application opened at least once during a month (average)



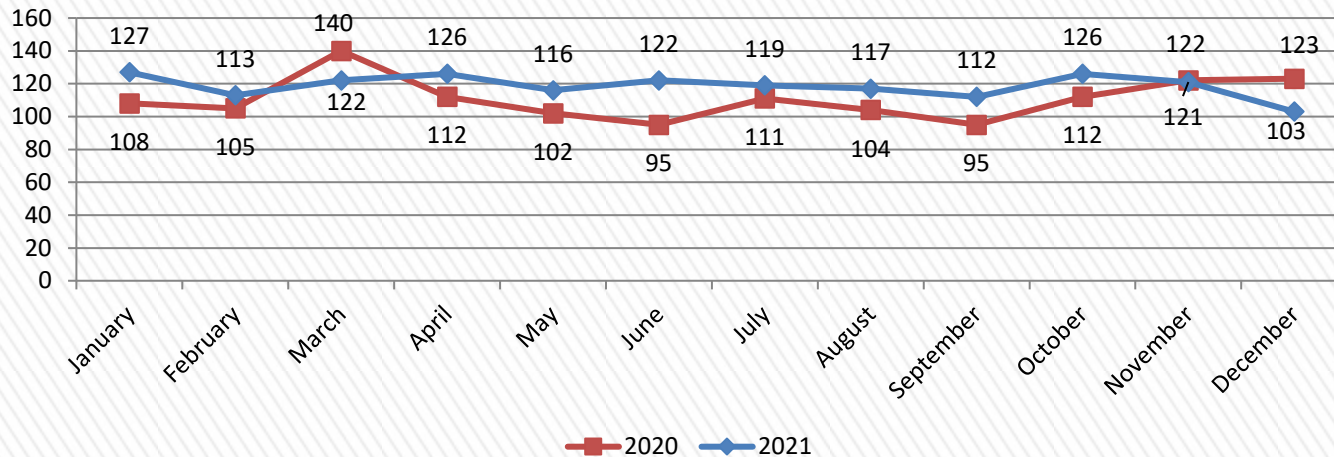
Android



| ANDROID - ACTIVES | | |
|-------------------|---------------|--------------|
| 1 | Costa Rica | 1.942 |
| 2 | United States | 71 |
| 3 | Nicaragua | 31 |
| 4 | Spain | 15 |
| 5 | Guatemala | 9 |
| TOTAL | | 2.312 |

geolocation of the app,
which has been opened at
least once in the last 30
days

Apple



| APPLE - ACTIVES | | |
|-----------------|------------|------------|
| 1 | Costa Rica | 103 |
| 2 | | |
| 3 | | |
| 4 | | |
| 5 | | |
| TOTAL | | 103 |

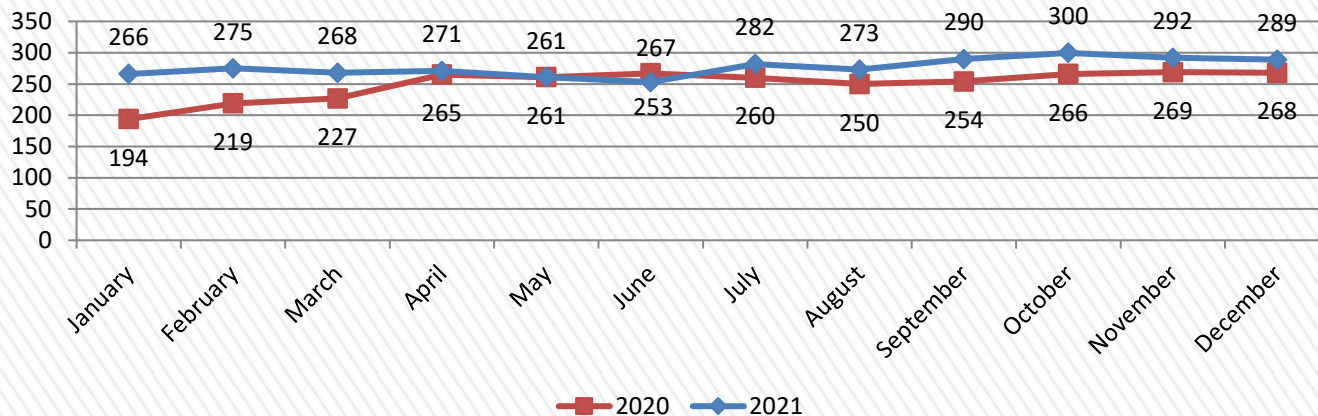
ACTIVES – Application opened at least once during a month (average)



DOMINICAN REPUBLIC

Data updated to 31/12/2021

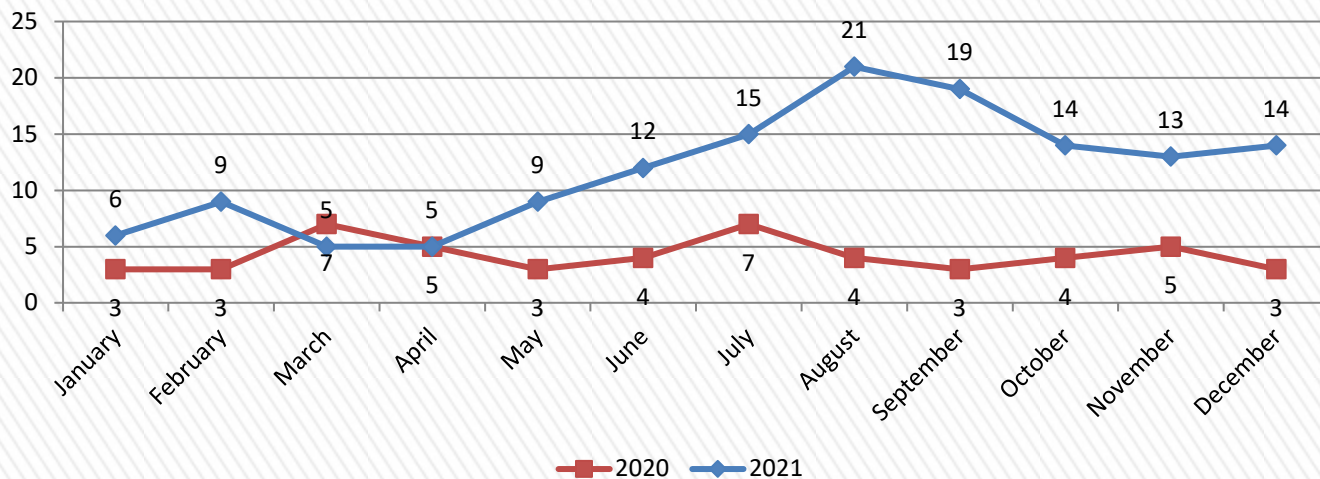
Android



| ANDROID - ACTIVES | | |
|-------------------|----------------|-----|
| 1 | Dominican Rep. | 154 |
| 2 | United States | 101 |
| 3 | Spain | 7 |
| 4 | Italy | 6 |
| 5 | Portorico | 4 |
| TOTAL | | 289 |

geolocation of the app, which has been opened at least once in the last 30 days

Apple

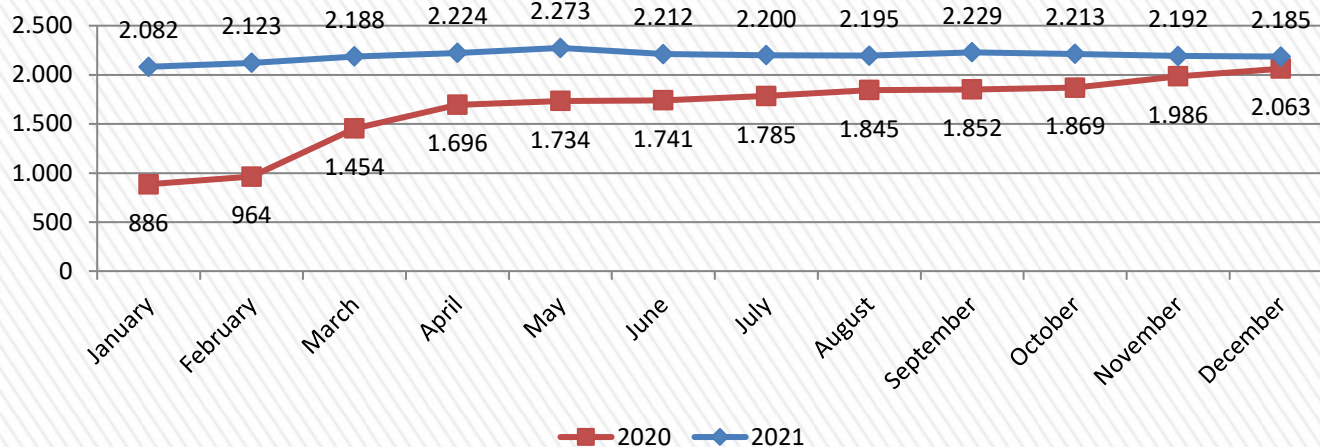


| APPLE - ACTIVES | | |
|-----------------|----------------|----|
| 1 | Dominican Rep. | 14 |
| 2 | | |
| 3 | | |
| 4 | | |
| 5 | | |
| TOTAL | | 14 |

ACTIVES – Application opened at least once during a month (average)

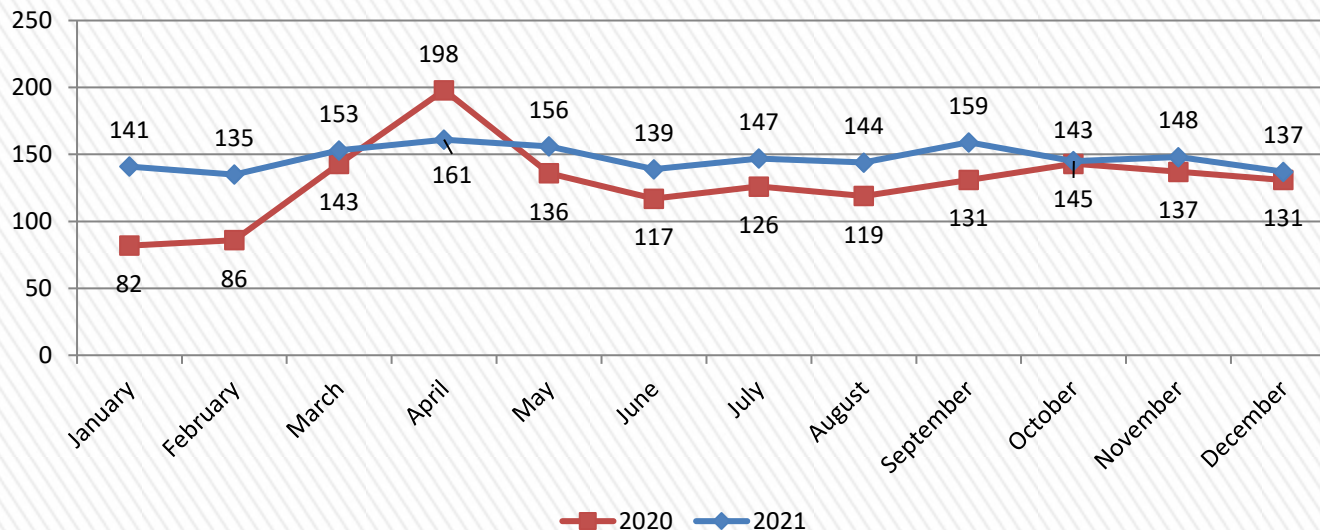


Android



| ANDROID - ACTIVES | | |
|-------------------|---------------|--------------|
| 1 | Ecuador | 1.825 |
| 2 | United States | 187 |
| 3 | Colombia | 70 |
| 4 | Spain | 42 |
| 5 | Italy | 12 |
| TOTAL | | 2.185 |

Apple



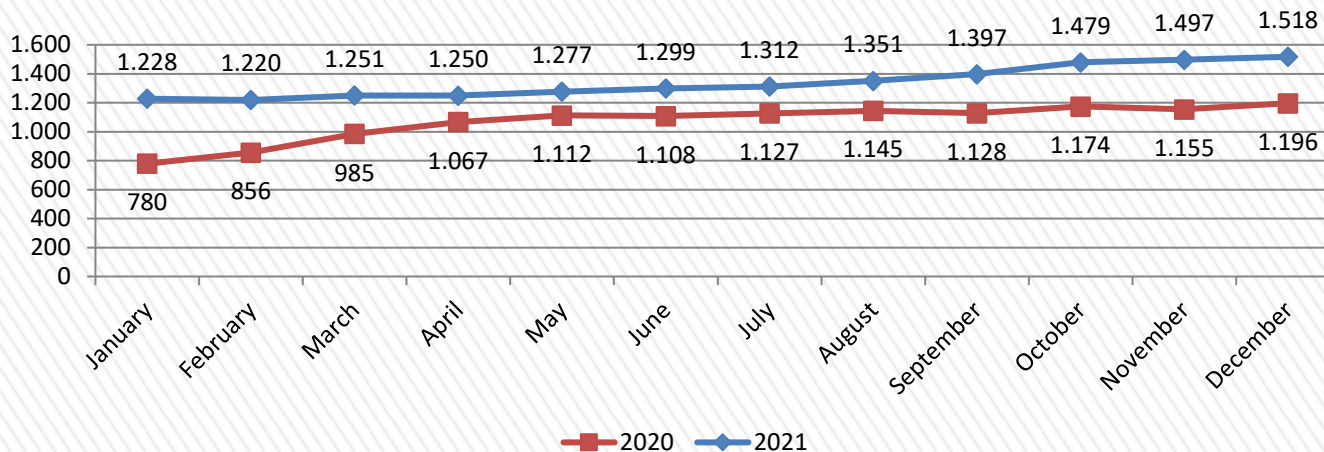
geolocation of the app, which has been opened at least once in the last 30 days

| APPLE - ACTIVES | | |
|-----------------|---------|------------|
| 1 | Ecuador | 137 |
| 2 | | |
| 3 | | |
| 4 | | |
| 5 | | |
| TOTAL | | 137 |

ACTIVES – Application opened at least once during a month (average)

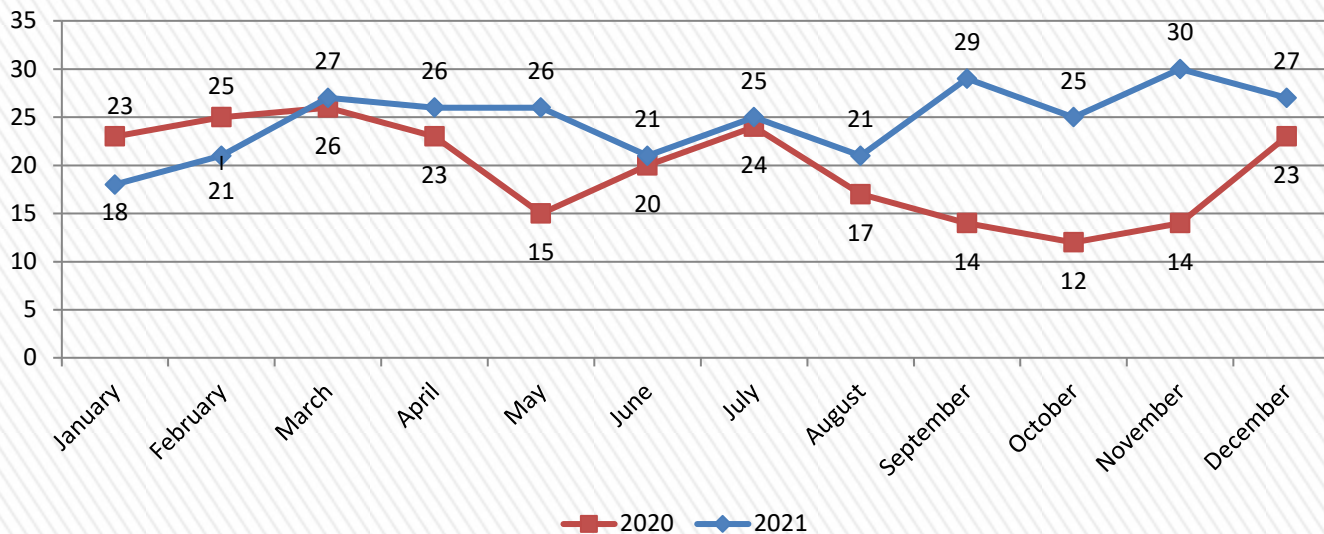


Android



| ANDROID - ACTIVES | | |
|-------------------|---------------|--------------|
| 1 | El Salvador | 993 |
| 2 | United States | 426 |
| 3 | Honduras | 19 |
| 4 | Spain | 15 |
| 5 | Canada | 12 |
| TOTAL | | 1.518 |

Apple



geolocation of the app, which has been opened at least once in the last 30 days

| APPLE - ACTIVES | | |
|-----------------|-------------|-----------|
| 1 | El Salvador | 27 |
| 2 | | |
| 3 | | |
| 4 | | |
| 5 | | |
| TOTAL | | 27 |

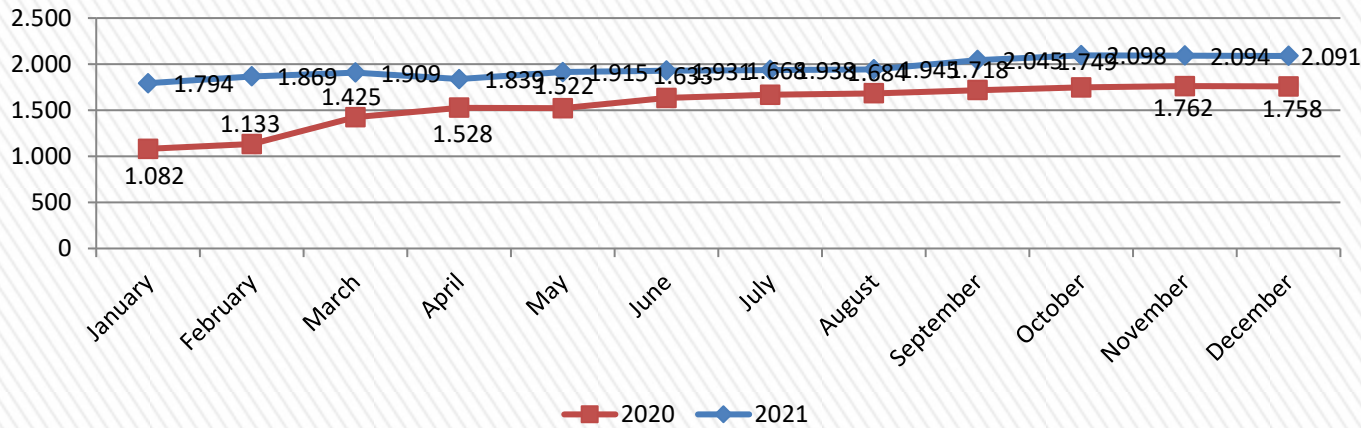
ACTIVES – Application opened at least once during a month (average)



GUATEMALA

Data updated to 31/12/2021

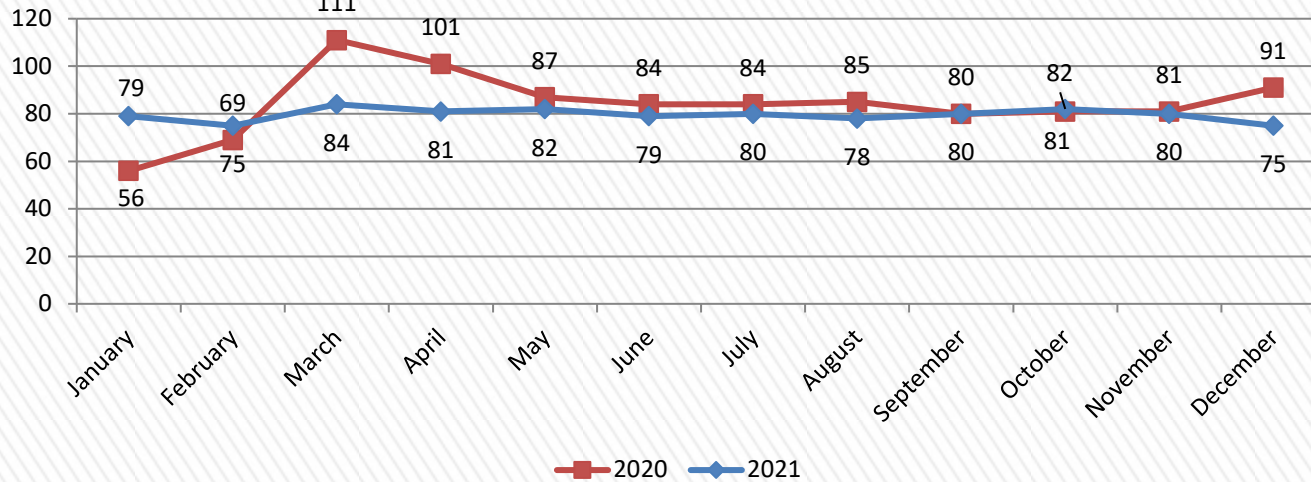
Android



| ANDROID - ACTIVES | | |
|-------------------|---------------|-------|
| 1 | Guatemala | 1.693 |
| 2 | United States | 254 |
| 3 | Mexico | 23 |
| 4 | Ireland | 19 |
| 5 | El Salvador | 14 |
| TOTAL | | 2.091 |

geolocation of the app, which has been opened at least once in the last 30 days

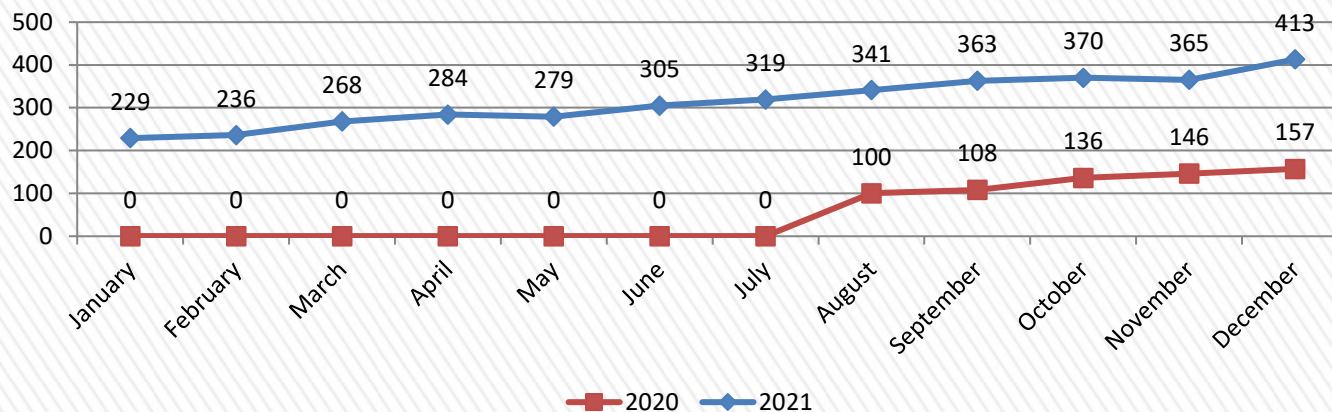
Apple



| APPLE - ACTIVES | | |
|-----------------|-----------|----|
| 1 | Guatemala | 75 |
| 2 | | |
| 3 | | |
| 4 | | |
| 5 | | |
| TOTAL | | 75 |

ACTIVES – Application opened at least once during a month (average)

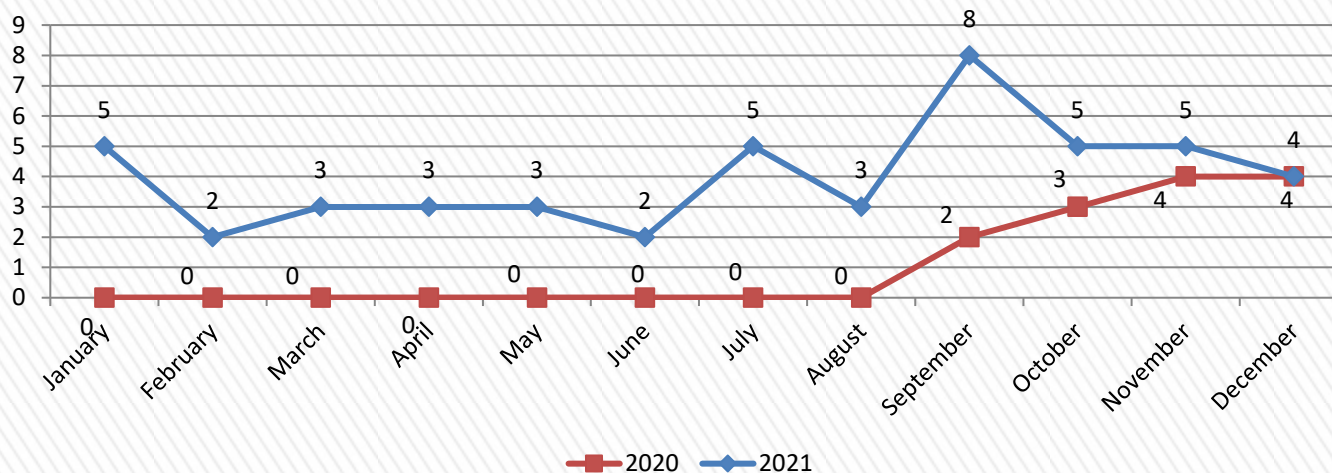
Android



| ANDROID - ACTIVES | | |
|-------------------|---------------|------------|
| 1 | Honduras | 305 |
| 2 | United States | 23 |
| 3 | Spain | 21 |
| 4 | Guatemala | 6 |
| 5 | Italy | 3 |
| TOTAL | | 413 |

geolocation of the app, which has been opened at least once in the last 30 days

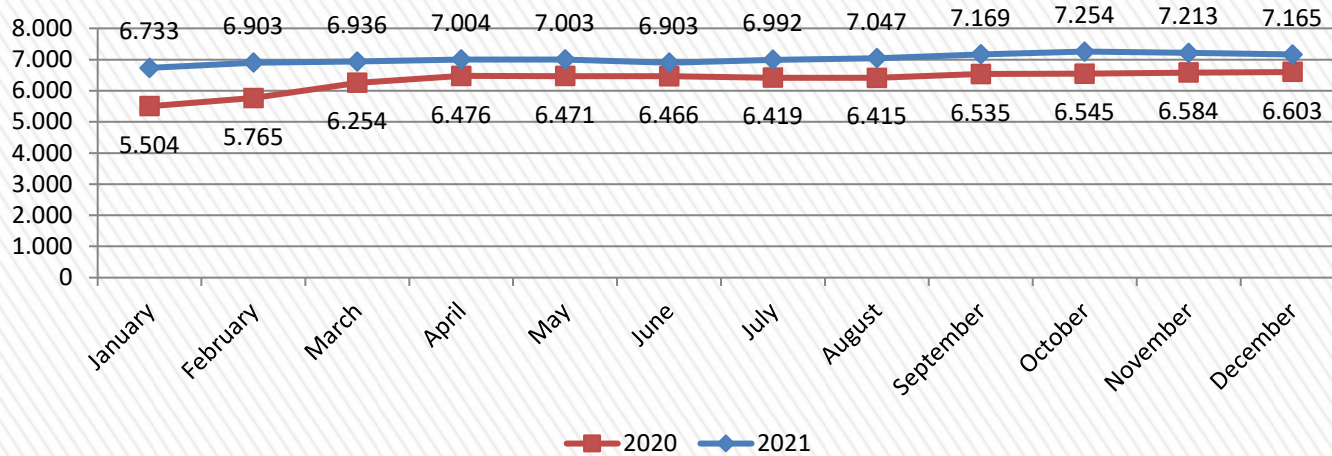
Android



| APPLE - ACTIVES | | |
|-----------------|----------|----------|
| 1 | Honduras | 4 |
| 2 | | |
| 3 | | |
| 4 | | |
| 5 | | |
| TOTAL | | 4 |

ACTIVES – Application opened at least once during a month (average)

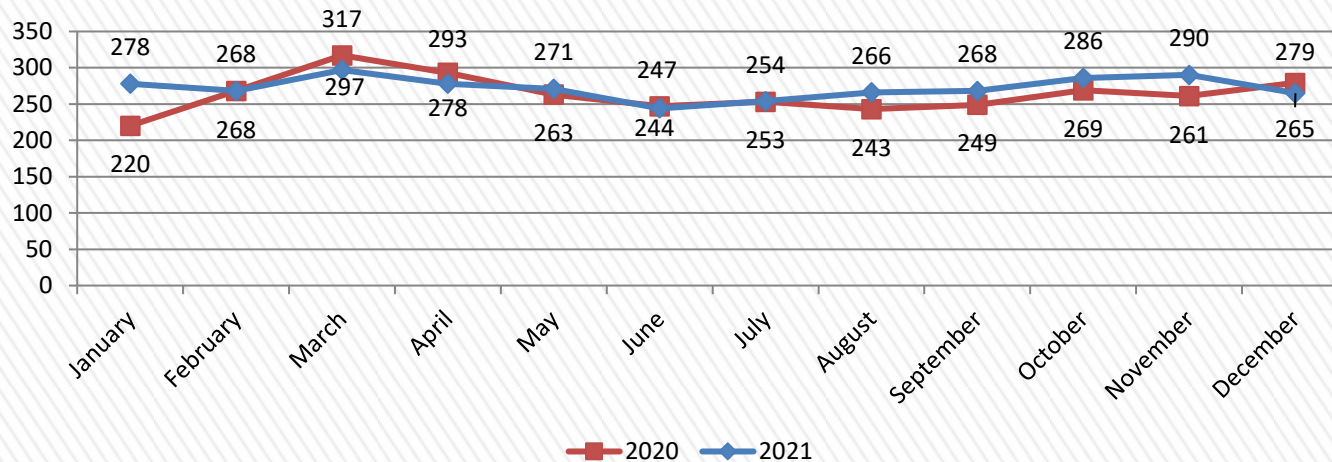
Android



| ANDROID - ACTIVES | | |
|-------------------|---------------|--------------|
| 1 | Mexico | 5.918 |
| 2 | United States | 991 |
| 3 | Colombia | 34 |
| 4 | Spain | 28 |
| 5 | Brazil | 17 |
| TOTAL | | 7.165 |

geolocation of the app,
which has been opened at
least once in the last 30
days

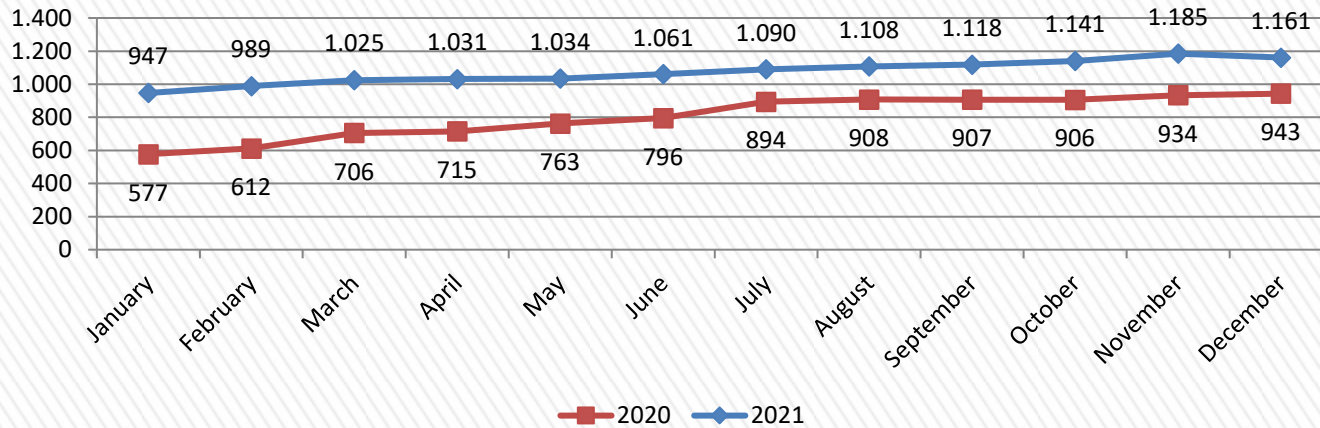
Apple



| APPLE - ACTIVES | | |
|-----------------|---------------|------------|
| 1 | Mexico | 251 |
| 2 | United States | 14 |
| 3 | | |
| 4 | | |
| 5 | | |
| TOTAL | | 265 |

ACTIVES – Application opened at least once during a month (average)

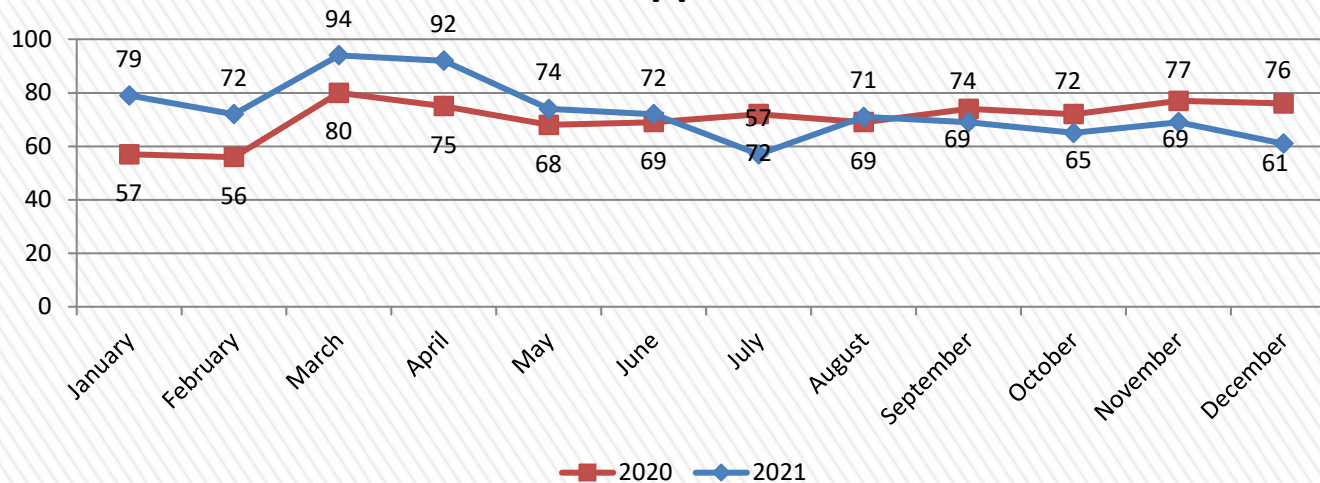
Android



| ANDROID - ACTIVES | | |
|-------------------|---------------|--------------|
| 1 | Nicaragua | 925 |
| 2 | United States | 120 |
| 3 | Spain | 26 |
| 4 | Costa Rica | 25 |
| 5 | Panama | 13 |
| TOTAL | | 1.161 |

geolocation of the app,
which has been opened at
least once in the last 30
days

Apple

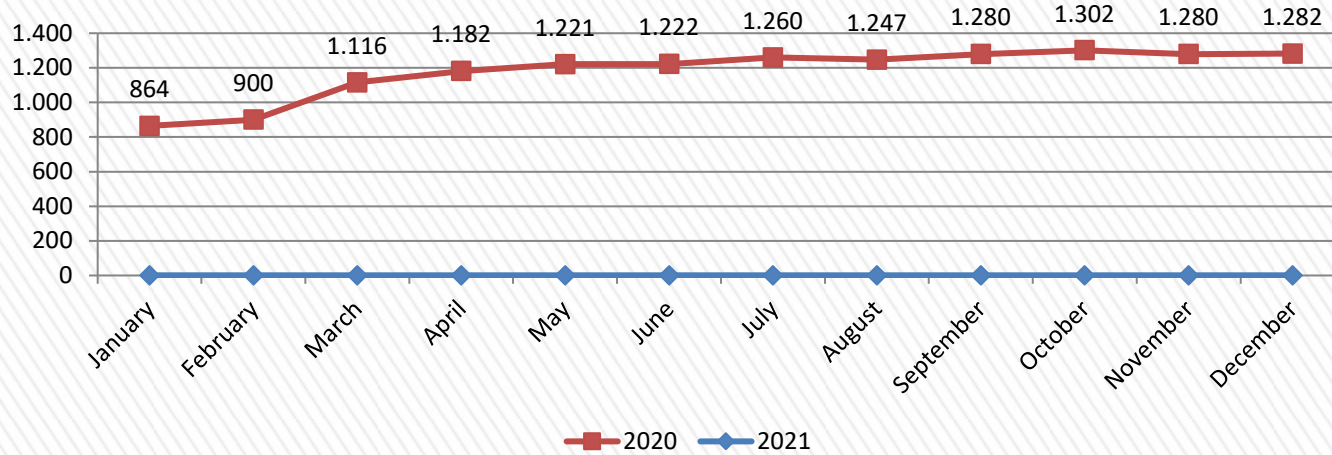


| APPLE - ACTIVES | | |
|-----------------|---------------|-----------|
| 1 | Nicaragua | 31 |
| 2 | United States | 25 |
| 3 | Canada | 3 |
| 4 | Spain | 2 |
| 5 | | |
| TOTAL | | 61 |

ACTIVES – Application opened at least once during a month (average)

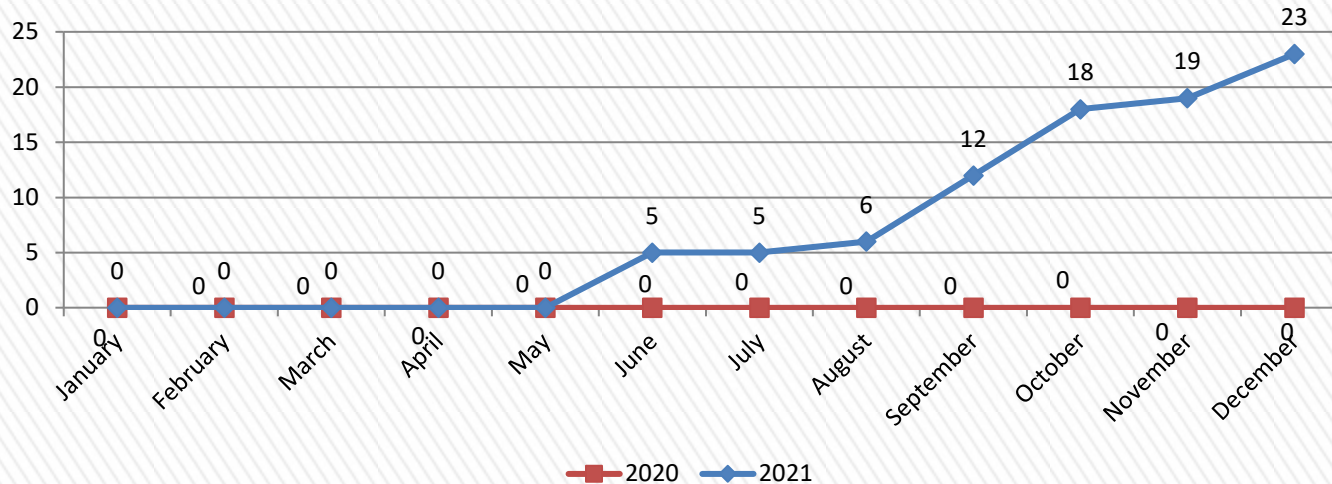


Android



| ANDROID - ACTIVES | |
|-------------------|----------|
| 1 | |
| 2 | |
| 3 | |
| 4 | |
| 5 | |
| TOTAL | 0 |

Apple

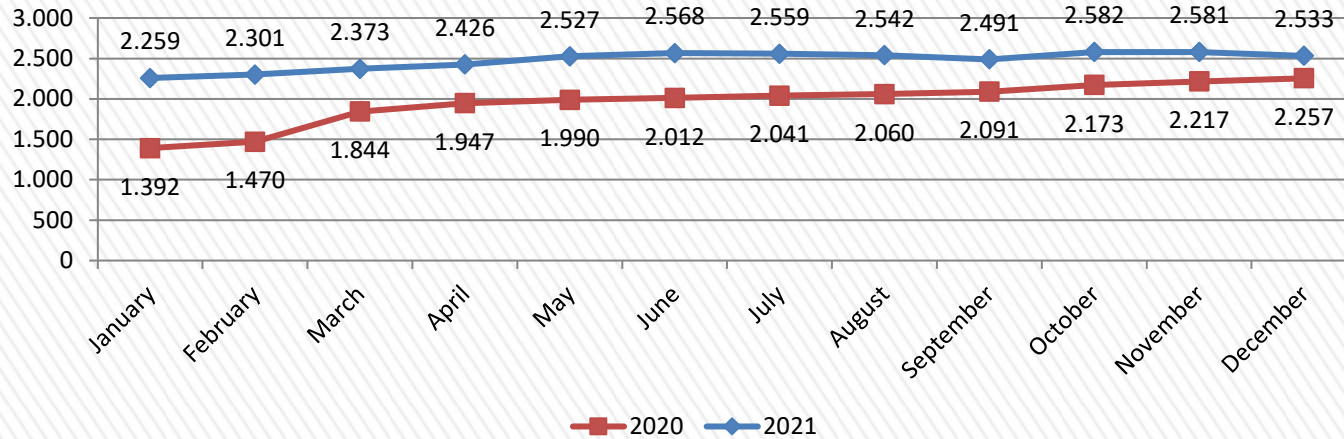


geolocation of the app, which has been opened at least once in the last 30 days

| APPLE - ACTIVES | |
|-----------------|-----------|
| 1 | Panama |
| 2 | |
| 3 | |
| 4 | |
| 5 | |
| TOTAL | 23 |

ACTIVES – Application opened at least once during a month (average)

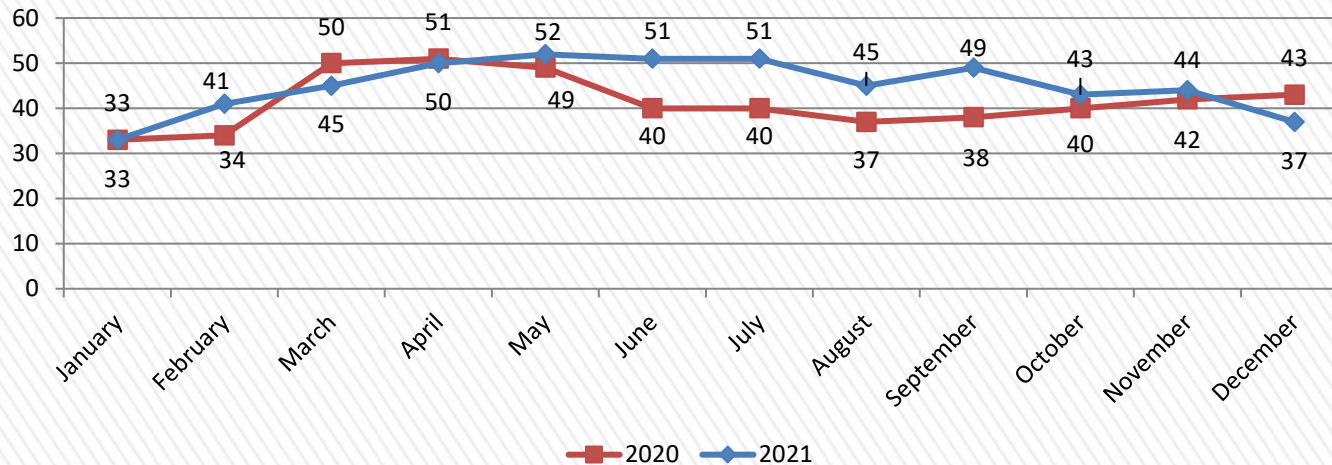
Android



| ANDROID - ACTIVES | | |
|-------------------|-----------|--------------|
| 1 | Paraguay | 2.330 |
| 2 | Argentina | 84 |
| 3 | Spain | 51 |
| 4 | Brazil | 21 |
| 5 | Peru | 18 |
| TOTAL | | 2.533 |

geolocation of the app,
which has been opened at
least once in the last 30
days

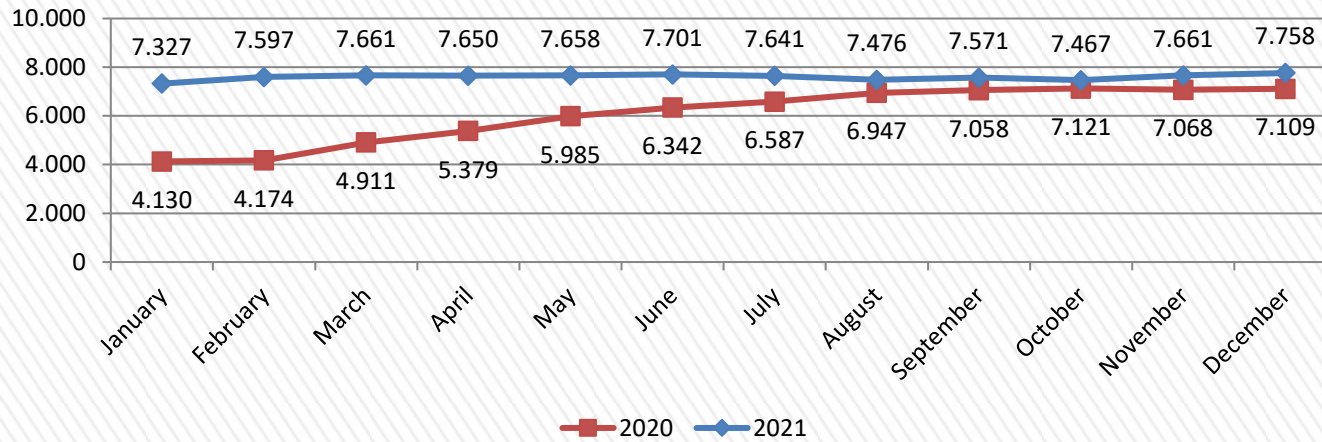
Apple



| APPLE - ACTIVES | | |
|-----------------|----------|-----------|
| 1 | Paraguay | 37 |
| 2 | | |
| 3 | | |
| 4 | | |
| 5 | | |
| TOTAL | | 37 |

ACTIVES – Application opened at least once during a month (average)

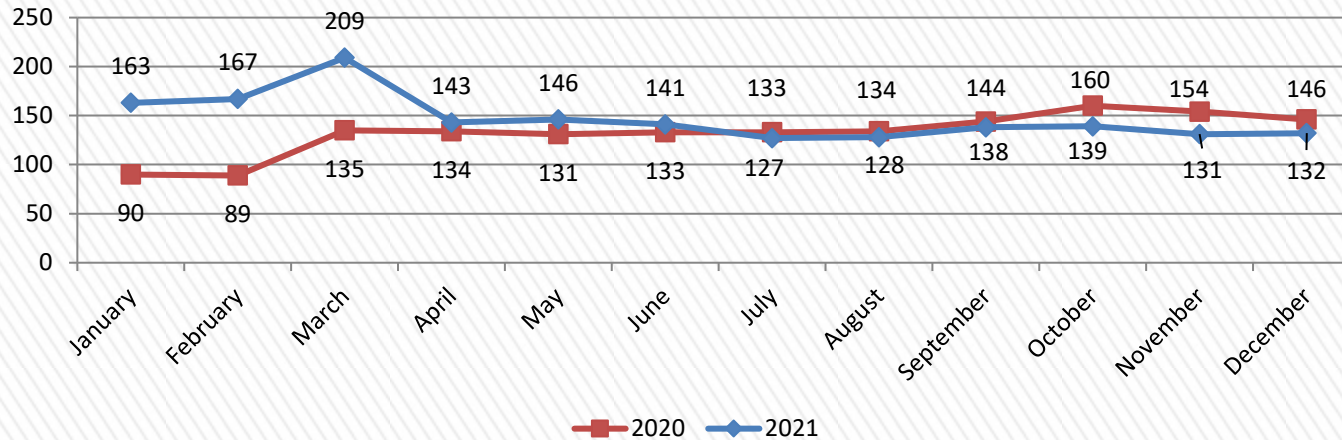
Android



| ANDROID - ACTIVES | | |
|-------------------|---------------|--------------|
| 1 | Perù | 7.434 |
| 2 | United States | 91 |
| 3 | Spain | 42 |
| 4 | Italy | 22 |
| 5 | Mexico | 20 |
| TOTAL | | 7.758 |

geolocation of the app,
which has been opened at
least once in the last 30
days

Apple



| APPLE - ACTIVES | | |
|-----------------|------|------------|
| 1 | Perù | 132 |
| 2 | | |
| 3 | | |
| 4 | | |
| 5 | | |
| TOTAL | | 132 |

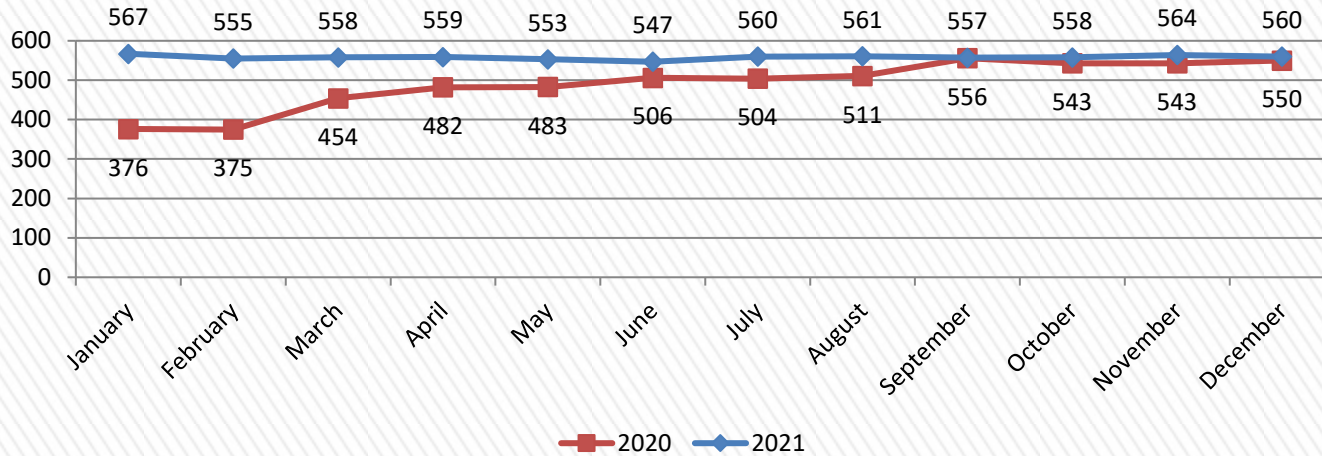
ACTIVES – Application opened at least once during a month (average)



URUGUAY

Data updated to 31/12/2021

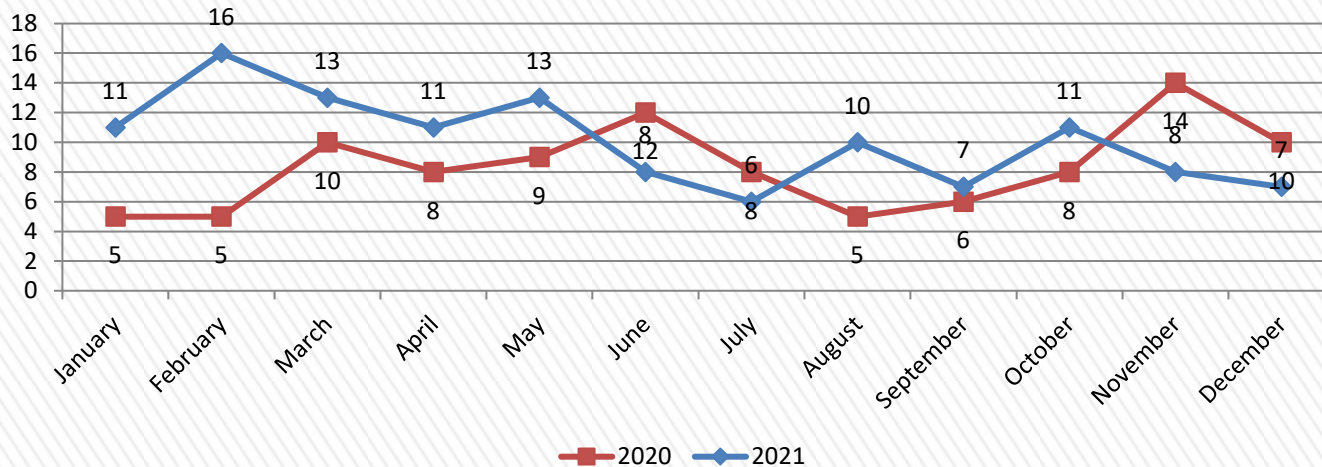
Android



| ANDROID - ACTIVES | | |
|-------------------|---------------|-----|
| 1 | Uruguay | 510 |
| 2 | Argentina | 15 |
| 3 | Brazil | 8 |
| 4 | United States | 5 |
| 5 | Panama | 4 |
| TOTAL | | 560 |

geolocation of the app, which has been opened at least once in the last 30 days

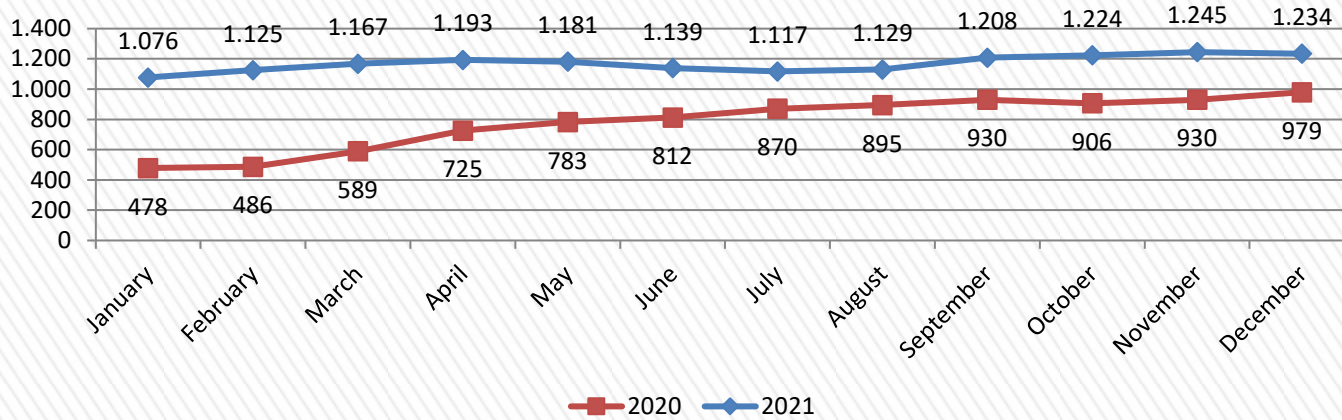
Apple



| APPLE - ACTIVES | | |
|-----------------|---------|---|
| 1 | Uruguay | 7 |
| 2 | | |
| 3 | | |
| 4 | | |
| 5 | | |
| TOTAL | | 7 |

ACTIVES – Application opened at least once during a month (average)

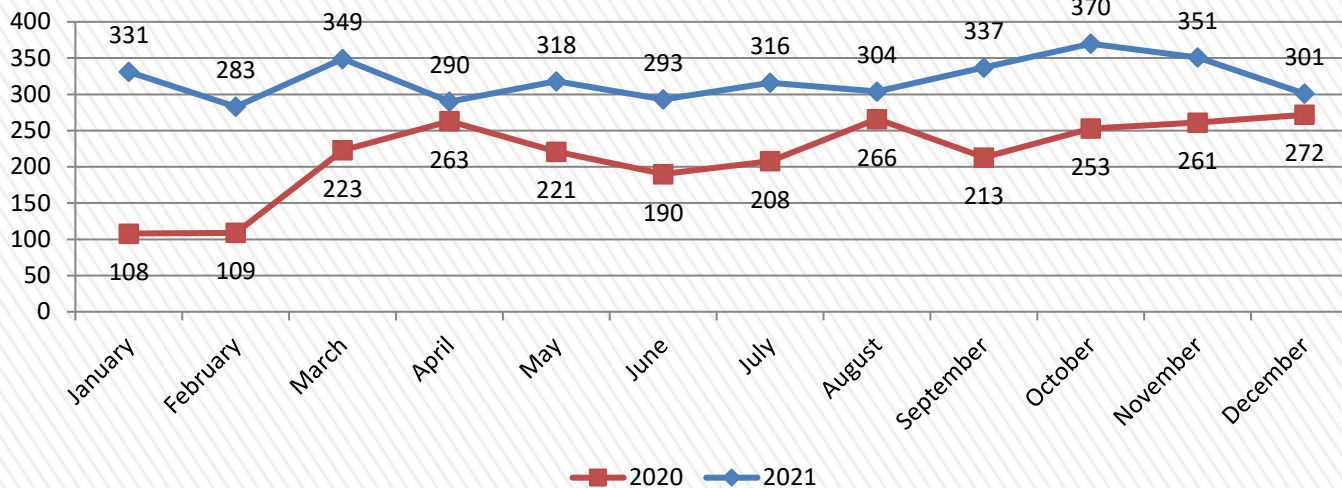
Android



| ANDROID - ACTIVES | | |
|-------------------|----------------|-------|
| 1 | United States | 887 |
| 2 | Italy | 47 |
| 3 | Australia | 20 |
| 4 | United Kingdom | 20 |
| 5 | Canada | 18 |
| TOTAL | | 1,234 |

geolocation of the app, which has been opened at least once in the last 30 days

Apple



| APPLE - ACTIVES | | |
|-----------------|---------------|-----|
| 1 | United States | 260 |
| 2 | Canada | 7 |
| 3 | Australia | 5 |
| 4 | Spain | 5 |
| 5 | Italy | 4 |
| TOTAL | | 301 |

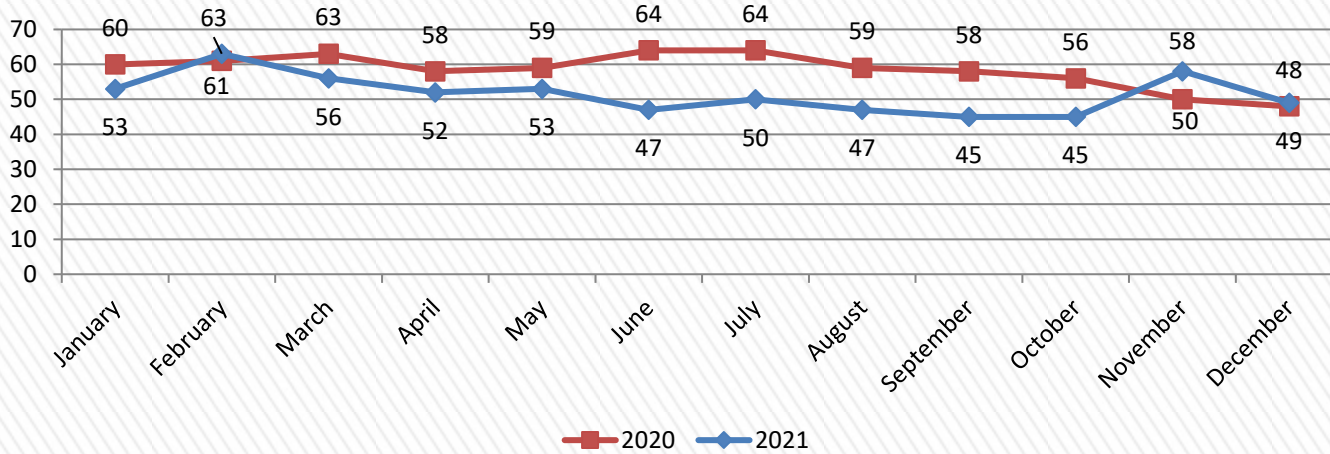
ACTIVES – Application opened at least once during a month (average)



USA - Friends

Data updated to 31/12/2021

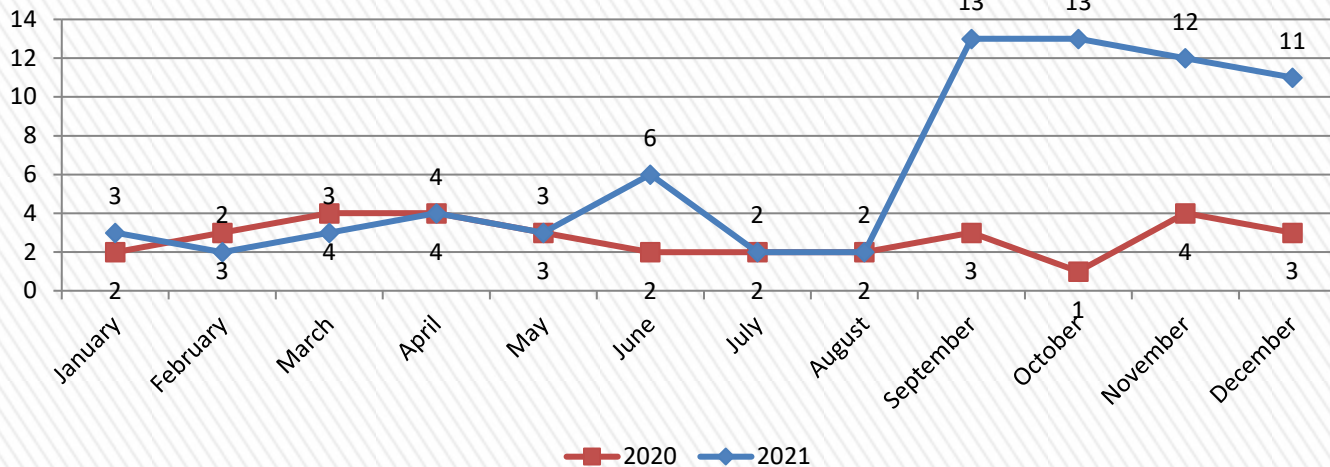
Android



| ANDROID - ACTIVES | | |
|-------------------|---------------|----|
| 1 | United States | 27 |
| 2 | Italy | 11 |
| 3 | Mexico | 2 |
| 4 | Belgium | 1 |
| 5 | Chile | 1 |
| TOTAL | | 49 |

geolocation of the app, which has been opened at least once in the last 30 days

Apple



| APPLE - ACTIVES | | |
|-----------------|---------------|----|
| 1 | United States | 11 |
| 2 | | |
| 3 | | |
| 4 | | |
| 5 | | |
| TOTAL | | 11 |

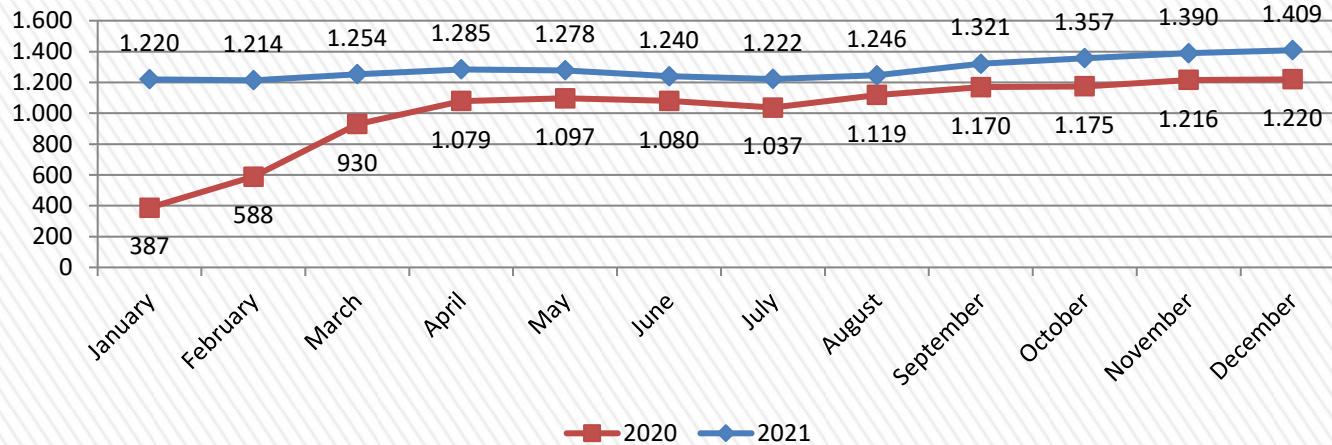
ACTIVES – Application opened at least once during a month (average)



USA – Spanish

Data updated to 31/12/2021

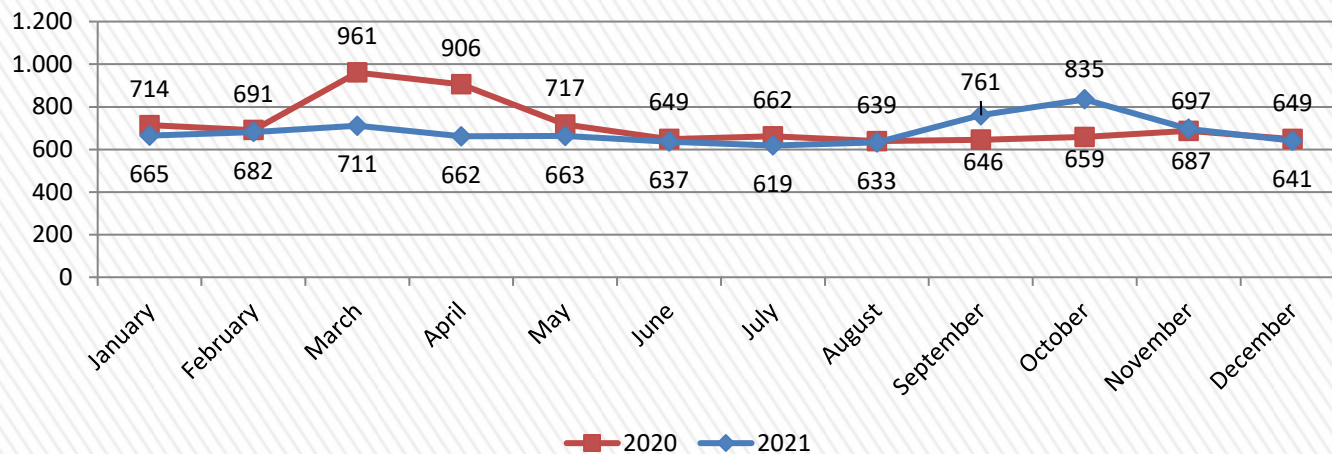
Android



| ANDROID - ACTIVES | | |
|-------------------|----------------|-------|
| 1 | United States | 1.224 |
| 2 | Mexico | 61 |
| 3 | Colombia | 27 |
| 4 | Dominican Rep. | 17 |
| 5 | Spain | 12 |
| TOTAL | | 1.409 |

geolocation of the app, which has been opened at least once in the last 30 days

Apple



| APPLE - ACTIVES | | |
|-----------------|---------------|-----|
| 1 | United States | 640 |
| 2 | Mexico | 1 |
| 3 | | |
| 4 | | |
| 5 | | |
| TOTAL | | 641 |

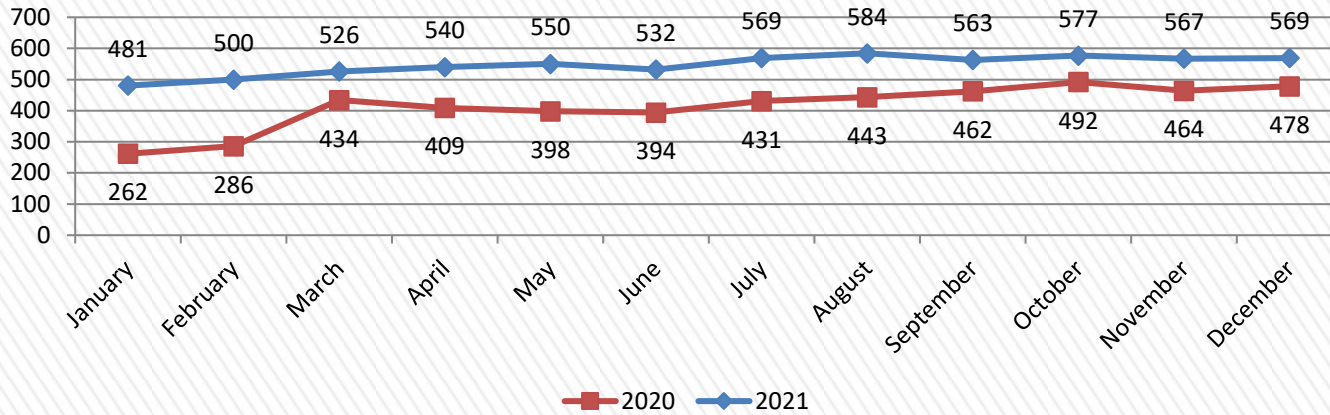
ACTIVES – Application opened at least once during a month (average)



VENEZUELA

Data updated to 31/12/2021

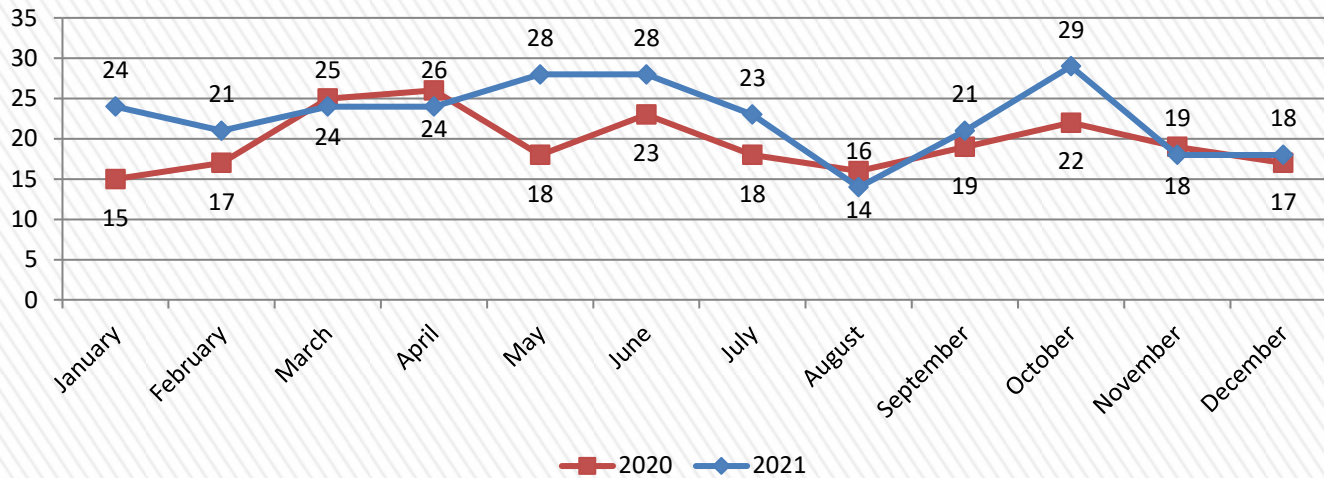
Android



| ANDROID - ACTIVES | | |
|-------------------|---------------|-----|
| 1 | Venezuela | 418 |
| 2 | United States | 36 |
| 3 | Spain | 25 |
| 4 | Colombia | 19 |
| 5 | Argentina | 11 |
| TOTAL | | 569 |

geolocation of the app, which has been opened at least once in the last 30 days

Apple



| APPLE - ACTIVES | | |
|-----------------|-----------|----|
| 1 | Venezuela | 18 |
| 2 | | |
| 3 | | |
| 4 | | |
| 5 | | |
| TOTAL | | 18 |

ACTIVES – Application opened at least once during a month (average)



ASIA & OCEANIA



Actives Apps - ASIA



| | | | 2021 | 2020 |
|----|---|--------------|-------|-------|
| 1. |  | INDONESIA | 2.179 | 2.394 |
| 2. | | RADIO MARIAM | 1.266 | 1.116 |
| 3. |  | IRAQ | 886 | 784 |
| 4. |  | PHILIPPINES | 531 | 500 |
| 5. |  | INDIA | 242 | 291 |
| 6. | | NAZARETH | 234 | |
| 7. |  | MACAU | 88 | 65 |
| 8. |  | PAPUA N.G. | | |

| | | | 2021 | 2020 |
|----|---|--------------|------|------|
| 1. | | RADIO MARIAM | 131 | 130 |
| 2. |  | IRAQ | 68 | 81 |
| 3. |  | INDONESIA | 19 | 33 |
| 4. |  | PHILIPPINES | 17 | 19 |
| 5. | | NAZARETH | 16 | 7 |
| 6. |  | MACAU | 3 | 3 |
| 7. |  | INDIA | 2 | 3 |
| 8. |  | PAPUA N.G. | | 0 |

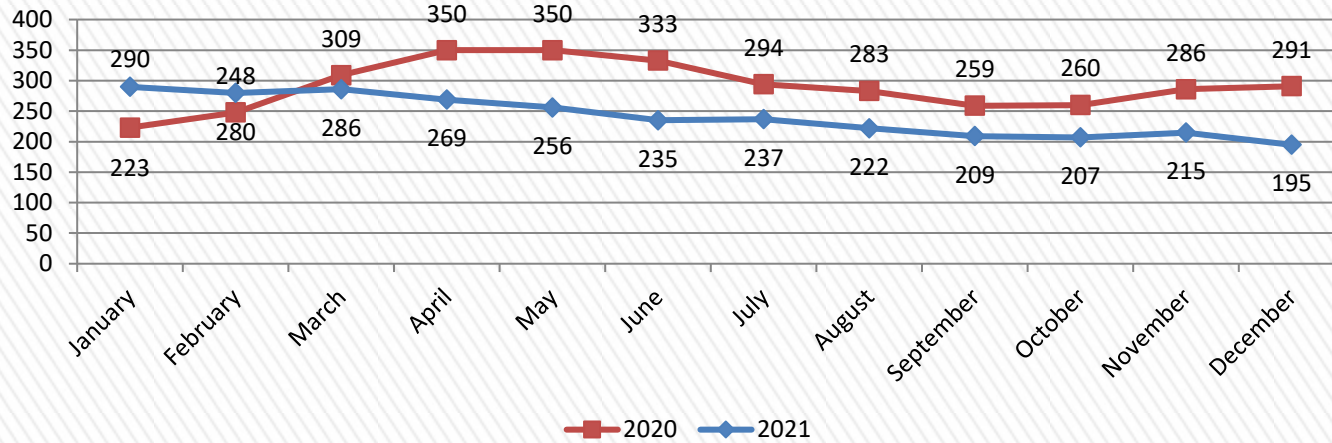


App Store

Monthly Active Users (MAU): the number of unique users that opened the app at least once per month



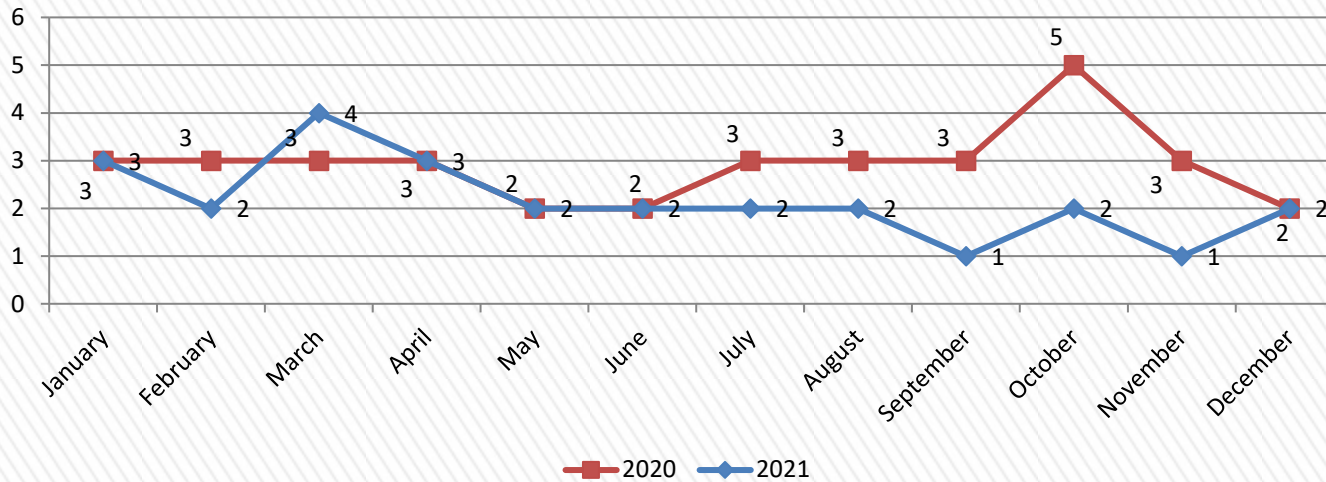
Android



| ANDROID - ACTIVES | | |
|-------------------|-----------------|-----|
| 1 | India | 138 |
| 2 | Emirates A. Un. | 7 |
| 3 | United Kingdom | 6 |
| 4 | Ireland | 5 |
| 5 | United States | 4 |
| TOTAL | | 195 |

geolocation of the app, which has been opened at least once in the last 30 days

Apple



| APPLE - ACTIVES | | |
|-----------------|-------|---|
| 1 | India | 2 |
| 2 | | |
| 3 | | |
| 4 | | |
| 5 | | |
| TOTAL | | 2 |

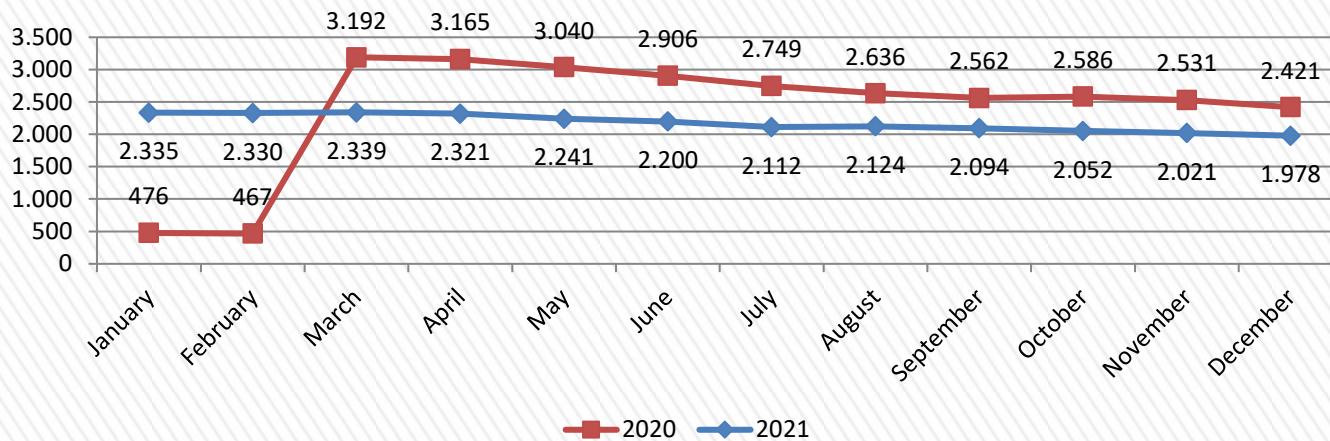
ACTIVES – Application opened at least once during a month (average)



INDONESIA

Data updated to 31/12/2021

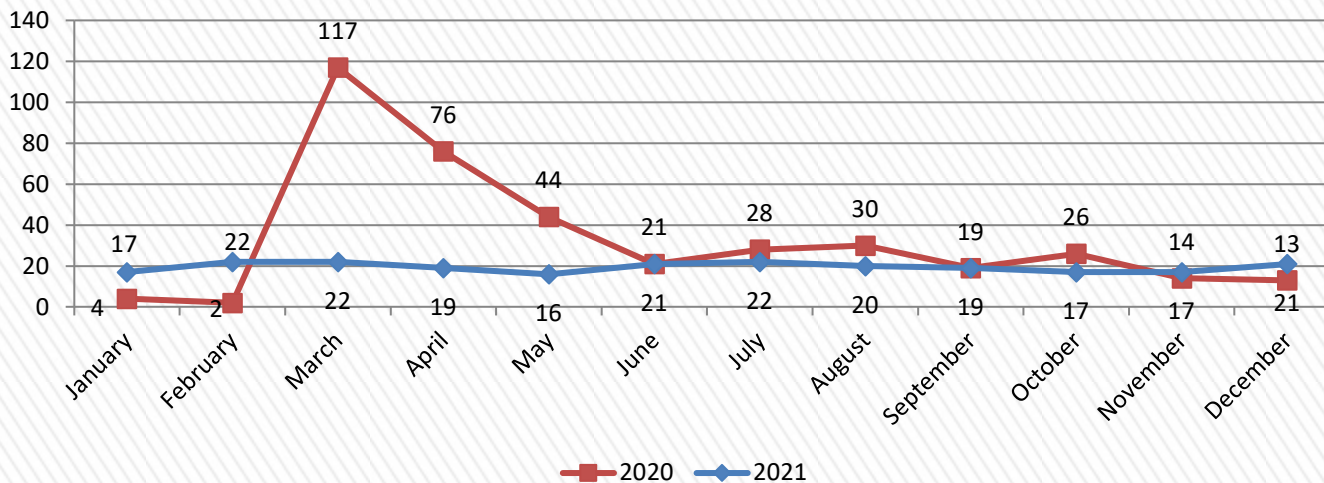
Android



| ANDROID - ACTIVES | | |
|-------------------|---------------|--------------|
| 1 | Indonesia | 1.882 |
| 2 | Malaysia | 59 |
| 3 | Italy | 4 |
| 4 | Singapore | 4 |
| 5 | United States | 4 |
| TOTAL | | 1.978 |

geolocation of the app, which has been opened at least once in the last 30 days

Apple

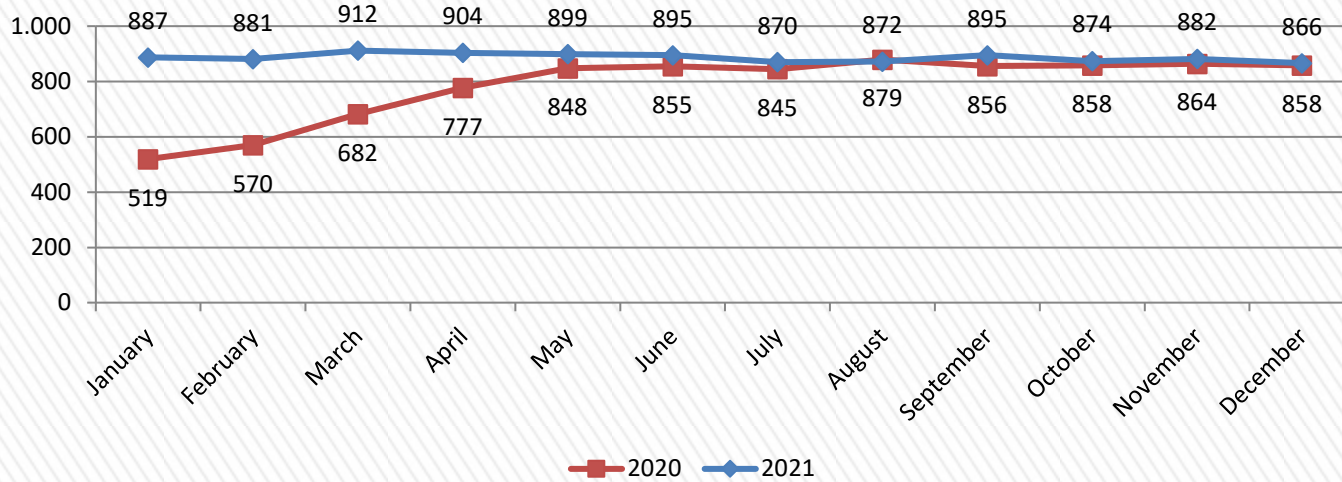


| APPLE - ACTIVES | | |
|-----------------|-----------|-----------|
| 1 | Indonesia | 21 |
| 2 | | |
| 3 | | |
| 4 | | |
| 5 | | |
| TOTAL | | 21 |

ACTIVES – Application opened at least once during a month (average)



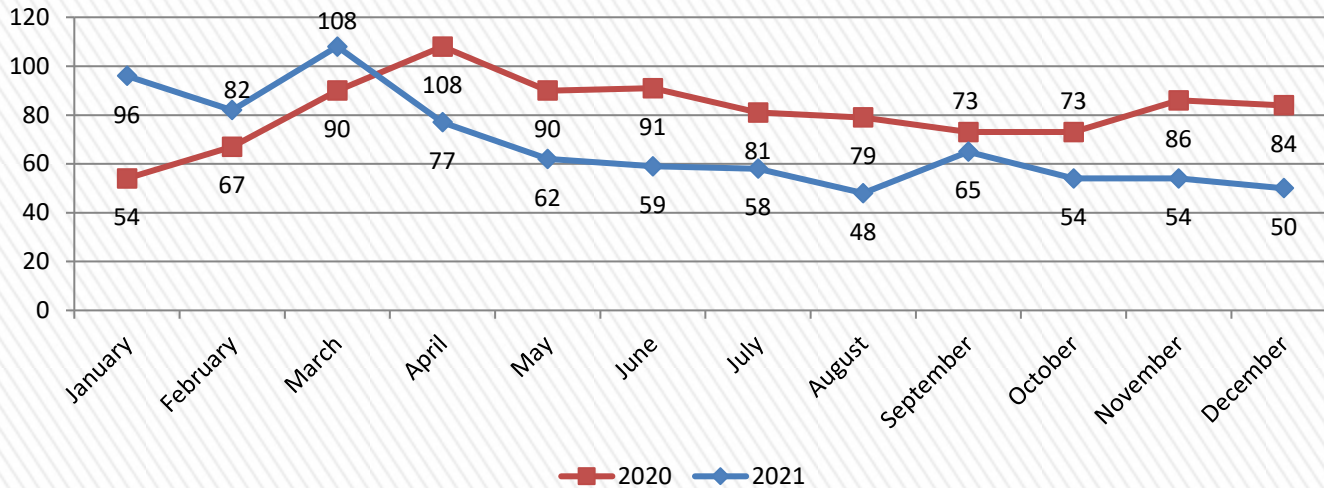
Android



| ANDROID - ACTIVES | | |
|-------------------|---------------|-----|
| 1 | Iraq | 477 |
| 2 | Sweden | 67 |
| 3 | Australia | 56 |
| 4 | United States | 56 |
| 5 | Germany | 48 |
| TOTAL | | 866 |

geolocation of the app, which has been opened at least once in the last 30 days

Apple

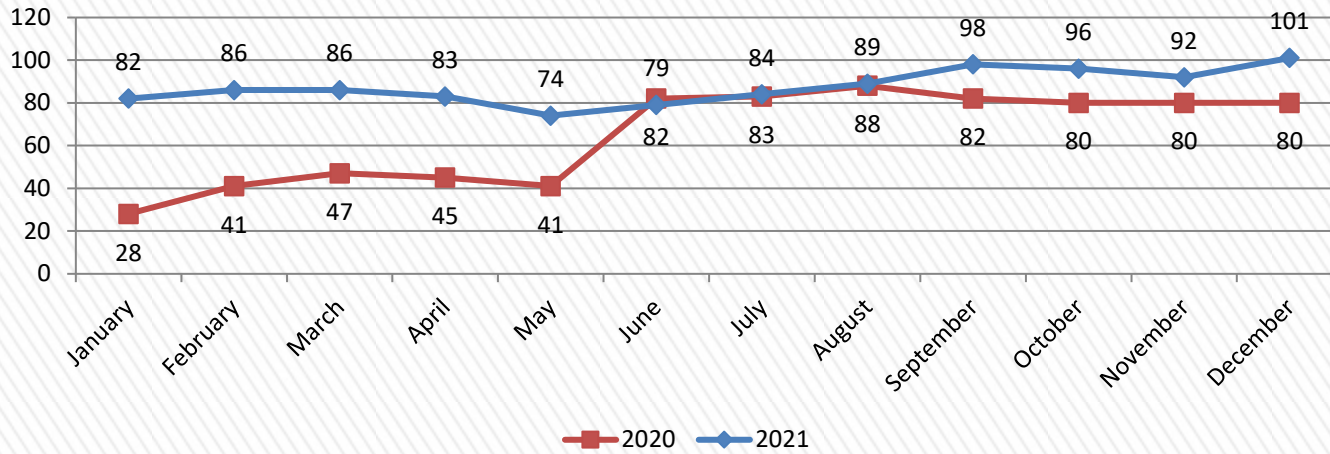


| APPLE - ACTIVES | | |
|-----------------|---------------|----|
| 1 | United States | 47 |
| 2 | Canada | 2 |
| 3 | Iraq | 1 |
| 4 | | |
| 5 | | |
| TOTAL | | 50 |

ACTIVES – Application opened at least once during a month (average)



Android

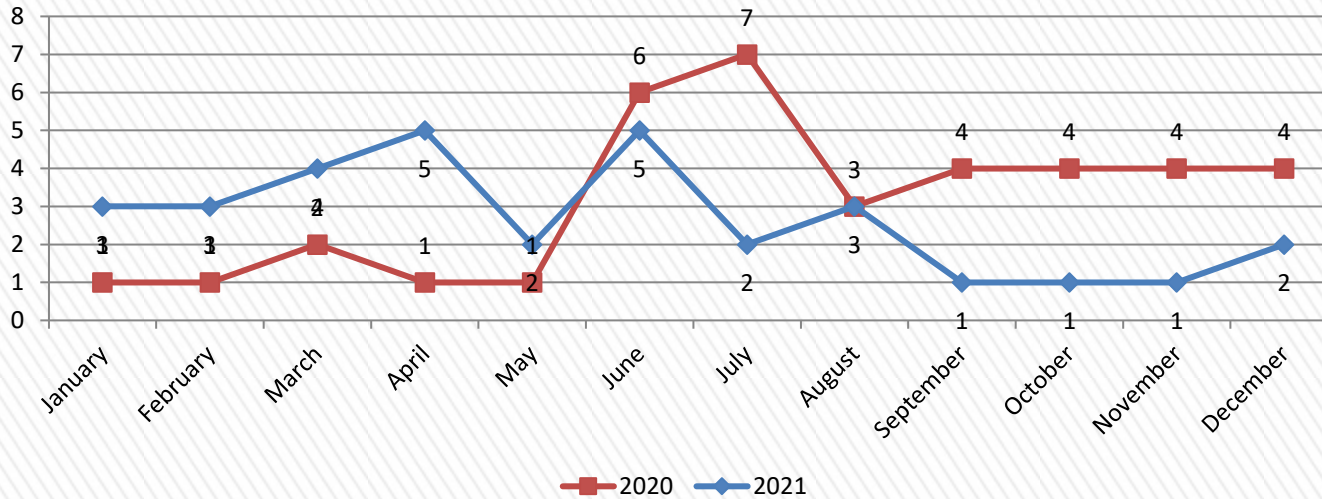


| ANDROID - ACTIVES | | |
|-------------------|----------------|------------|
| 1 | Macau | 67 |
| 2 | Hong Kong | 14 |
| 3 | United Kingdom | 5 |
| 4 | Taiwan | 4 |
| 5 | Australia | 3 |
| TOTAL | | 101 |

geolocation of the app, which has been opened at least once in the last 30 days



Macau - Apple



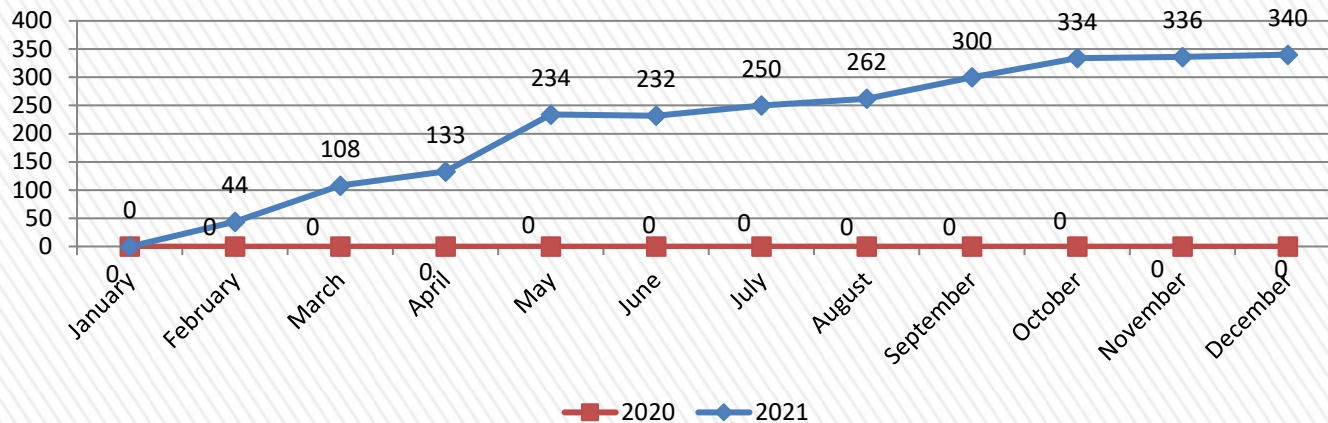
| APPLE - ACTIVES | | |
|-----------------|-------|----------|
| 1 | Macau | 2 |
| 2 | | |
| 3 | | |
| 4 | | |
| 5 | | |
| TOTAL | | 2 |

ACTIVES – Application opened at least once during a month (average)

NAZARETH

Data updated to 31/12/2021

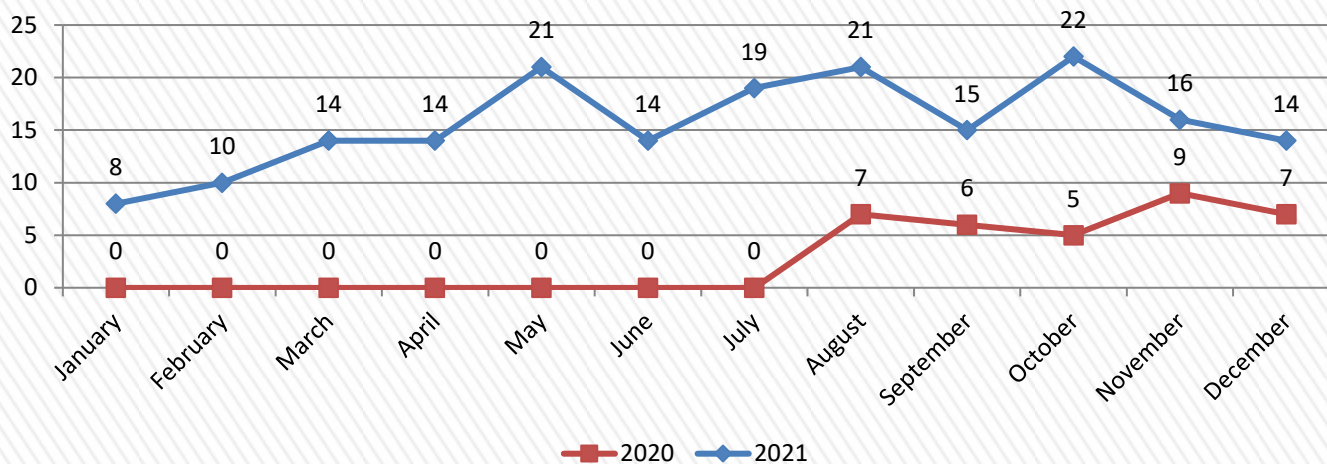
Android



| ANDROID - ACTIVES | | |
|-------------------|---------|------------|
| 1 | Israel | 230 |
| 2 | Iraq | 21 |
| 3 | Egypt | 12 |
| 4 | Germany | 11 |
| 5 | Jordan | 10 |
| TOTAL | | 340 |

geolocation of the app, which has been opened at least once in the last 30 days

Nazareth - Apple



| APPLE - ACTIVES | | |
|-----------------|---------------|-----------|
| 1 | Israel | 11 |
| 2 | United States | 3 |
| 3 | | |
| 4 | | |
| 5 | | |
| TOTAL | | 14 |

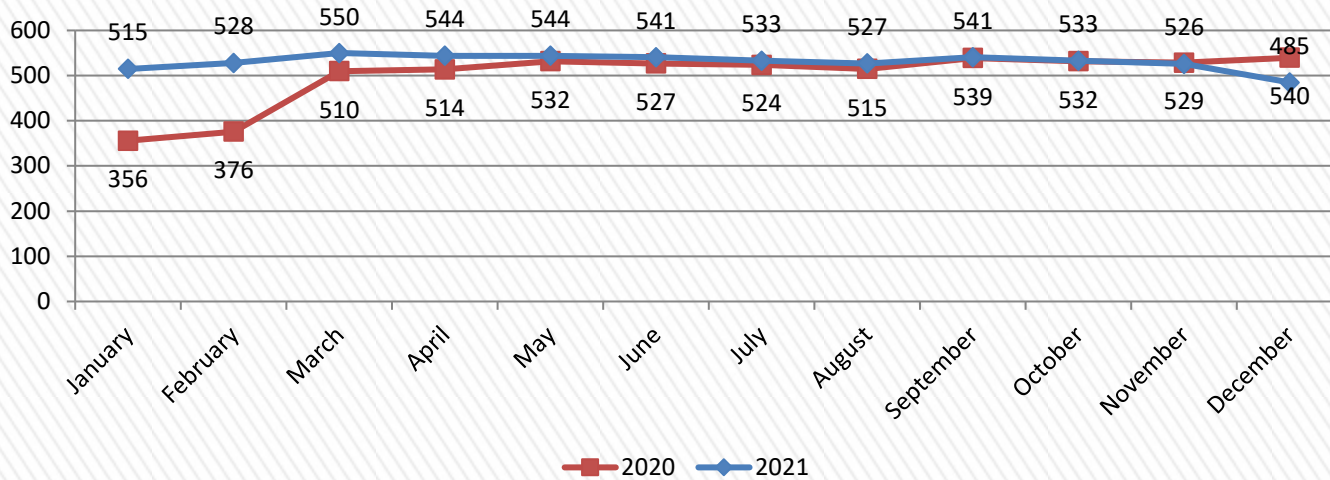
ACTIVES – Application opened at least once during a month (average)



PHILIPPINES

Data updated to 31/12/2021

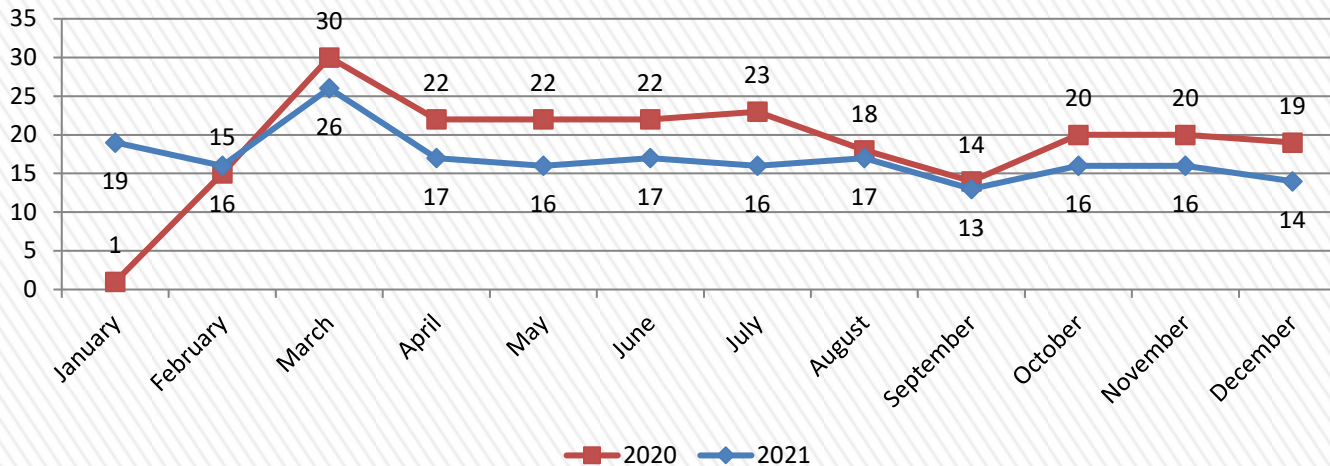
Android



| ANDROID - ACTIVES | | |
|-------------------|---------------|------------|
| 1 | Philippines | 330 |
| 2 | Italy | 19 |
| 3 | United States | 18 |
| 4 | Saudi Arabia | 16 |
| 5 | Australia | 12 |
| TOTAL | | 485 |

geolocation of the app, which has been opened at least once in the last 30 days

Apple



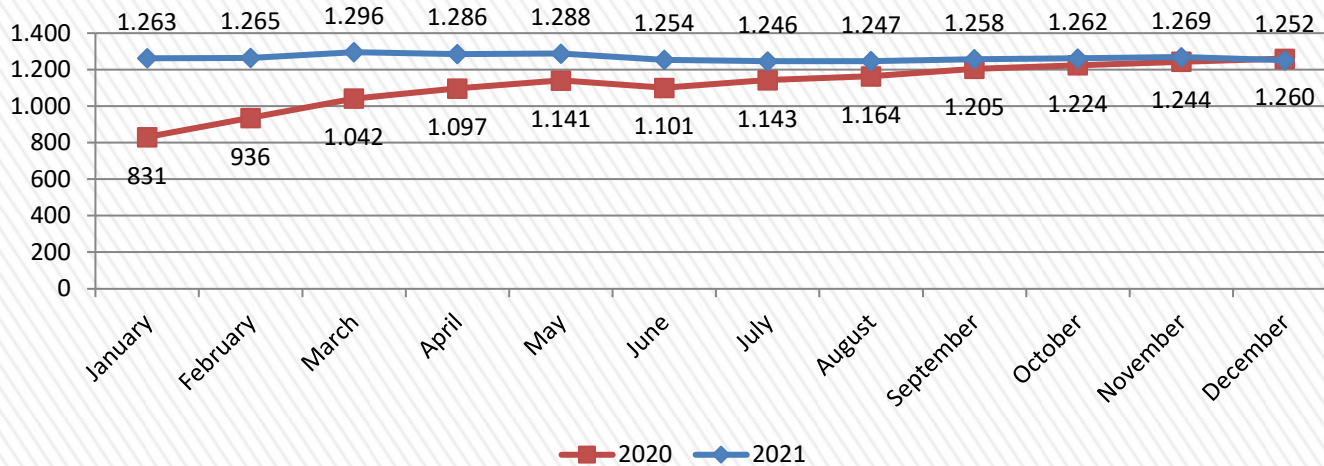
| APPLE - ACTIVES | | |
|-----------------|-------------|-----------|
| 1 | Philippines | 14 |
| 2 | | |
| 3 | | |
| 4 | | |
| 5 | | |
| TOTAL | | 14 |

ACTIVES – Application opened at least once during a month (average)

RADIO MARIAM

Data updated to 31/12/2021

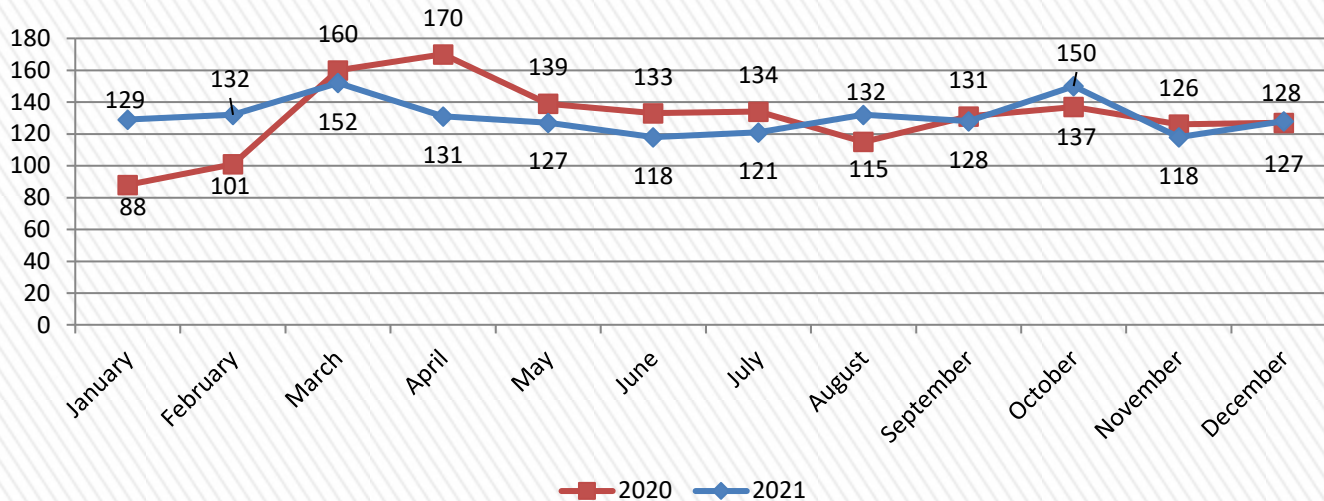
Android



| ANDROID - ACTIVES | | |
|-------------------|---------|--------------|
| 1 | Israel | 176 |
| 2 | Egypt | 158 |
| 3 | Lebanon | 146 |
| 4 | Jordan | 119 |
| 5 | Iraq | 104 |
| TOTAL | | 1.252 |

geolocation of the app, which has been opened at least once in the last 30 days

Apple



| APPLE - ACTIVES | | |
|-----------------|---------------|------------|
| 1 | United States | 44 |
| 2 | Germany | 16 |
| 3 | Sweden | 12 |
| 4 | Australia | 9 |
| 5 | Canada | 8 |
| TOTAL | | 128 |

ACTIVES – Application opened at least once during a month (average)



EUROPE



Actives Apps - EUROPE

Data updated to 31/12/2021



Google play

| | | | 2021 | 2020 |
|-----|--|---------------------|--------|--------|
| 1. | | ITALY | 36.580 | 31.999 |
| 2. | | SPAIN | 29.057 | 23.253 |
| 3. | | GERMANY | 11.199 | 9.908 |
| 4. | | FRANCE | 5.559 | 4.691 |
| 5. | | UKRAINE | 4.805 | 3.877 |
| 6. | | ALBANIA | 4.673 | 4.329 |
| 7. | | SLOVAKIA | 4.315 | 3.627 |
| 8. | | IRELAND | 3.489 | 2.578 |
| 9. | | BELARUS | 2.719 | 2.114 |
| 10. | | ROMANIA (Hun) | 2.293 | 1.480 |
| 11. | | CROATIA | 1.930 | 1.518 |
| 12. | | LITHUANIA | 1.605 | 1.231 |
| 13. | | HUNGARY | 1.338 | 937 |
| 14. | | SWITZERLAND | 961 | 864 |
| 15. | | LATVIA | 890 | 714 |
| 16. | | KOSOVO | 885 | 719 |
| 17. | | BELGIUM | 868 | 628 |
| 18. | | MALTA | 703 | 427 |
| 19. | | ITALY - SOUTH TIROL | 473 | 310 |
| 20. | | BOSNIA HERZ. | 449 | 247 |
| 21. | | MACEDONIA | 239 | 190 |
| 22. | | SERBIA | 228 | 168 |
| 23. | | SERBIA (Hun) | 203 | 159 |
| 24. | | SWITZERLAND (Fre) | 137 | 53 |
| 25. | | RUSSIA | 110 | 83 |
| 26. | | ARMENIA | 43 | 38 |

| | | | 2021 | 2020 |
|-----|--|---------------------|-------|-------|
| 1. | | ITALY | 2.291 | 1.894 |
| 2. | | SPAIN | 2.128 | 1.638 |
| 3. | | GERMANY | 848 | 637 |
| 4. | | ALBANIA | 717 | 685 |
| 5. | | FRANCE | 320 | 237 |
| 6. | | IRELAND | 213 | 160 |
| 7. | | SWITZERLAND | 122 | 107 |
| 8. | | UKRAINE | 88 | 63 |
| 9. | | SLOVAKIA | 87 | 68 |
| 10. | | LITHUANIA | 86 | 69 |
| 11. | | BELGIUM | 83 | 61 |
| 12. | | KOSOVO | 65 | 60 |
| 13. | | HUNGARY | 42 | 23 |
| 14. | | ROMANIA (Hun) | 40 | 28 |
| 15. | | LATVIA | 36 | 20 |
| 16. | | ITALY - SOUTH TIROL | 30 | 22 |
| 17. | | SWITZERLAND (Fre) | 26 | 20 |
| 18. | | CROATIA | 25 | 19 |
| 19. | | ENGLAND | 25 | 10 |
| 20. | | BELARUS | 20 | 17 |
| 21. | | RUSSIA | 10 | 9 |
| 22. | | MALTA | 8 | |
| 23. | | BOSNIA HERZ. | 4 | 3 |
| 24. | | SLOVAKIA (Hun) | 2 | |
| 25. | | SERBIA (Hun) | 1 | 1 |
| 26. | | ARMENIA | 1 | 3 |



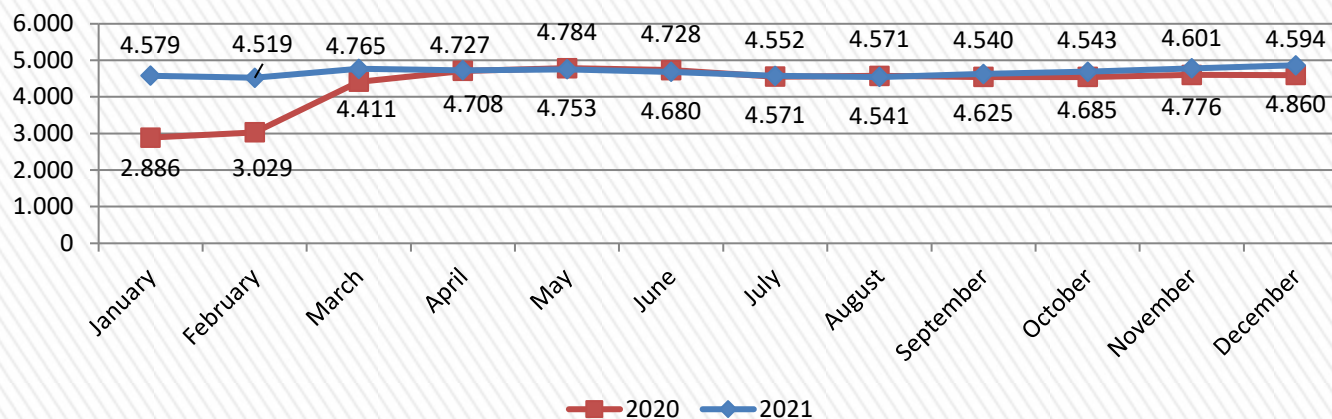
App Store

Monthly Actives Users (MAU): the number of unique users that opened the app at least once per month





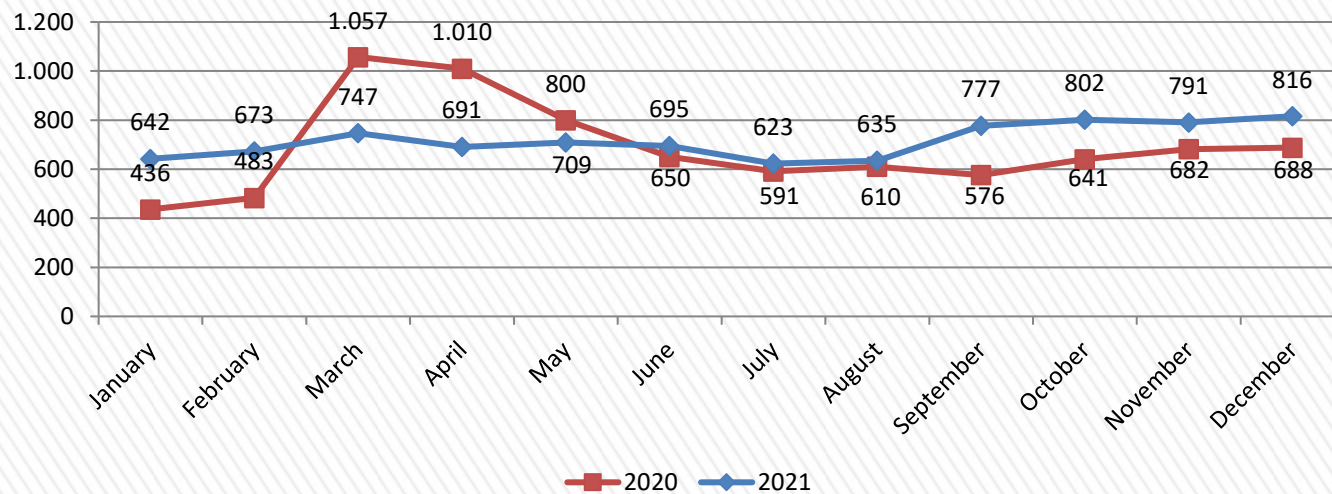
Android



| ANDROID - ACTIVES | | |
|-------------------|-------------|--------------|
| 1 | Albania | 1.822 |
| 2 | Italy | 940 |
| 3 | Kosovo | 543 |
| 4 | Switzerland | 393 |
| 5 | Germany | 241 |
| TOTAL | | 4.860 |

geolocation of the app,
which has been opened at
least once in the last 30
days

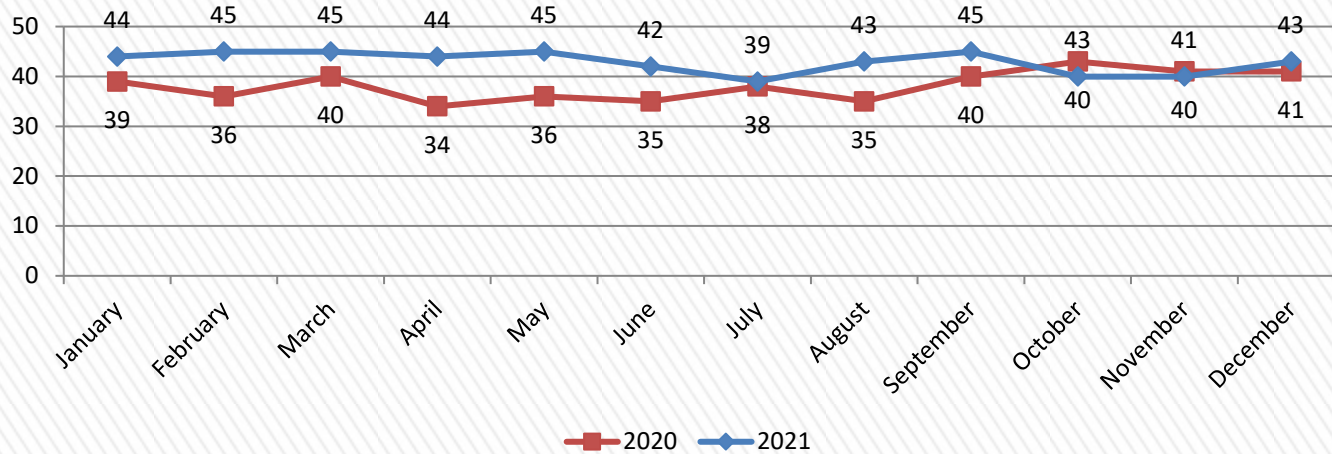
Apple



| APPLE - ACTIVES | | |
|-----------------|---------------|------------|
| 1 | Albania | 241 |
| 2 | Switzerland | 207 |
| 3 | United States | 136 |
| 4 | Italy | 52 |
| 5 | Germany | 51 |
| TOTAL | | 816 |

ACTIVES – Application opened at least once during a month (average)

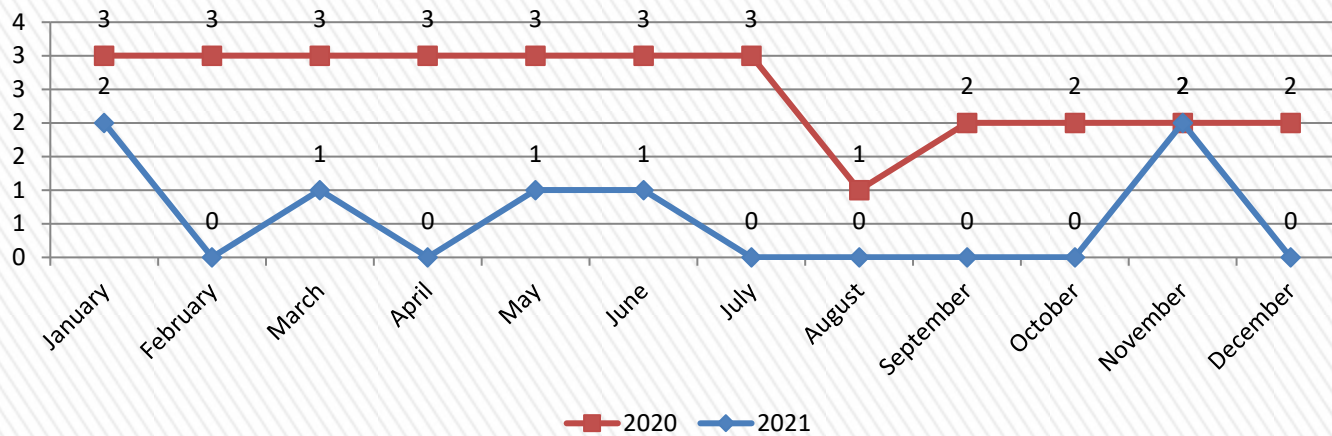
Android



| ANDROID - ACTIVES | | |
|-------------------|---------------|----|
| 1 | Armenia | 18 |
| 2 | Lebanon | 4 |
| 3 | Italy | 3 |
| 4 | United States | 3 |
| 5 | Greece | 2 |
| TOTAL | | 41 |

geolocation of the app, which has been opened at least once in the last 30 days

Apple



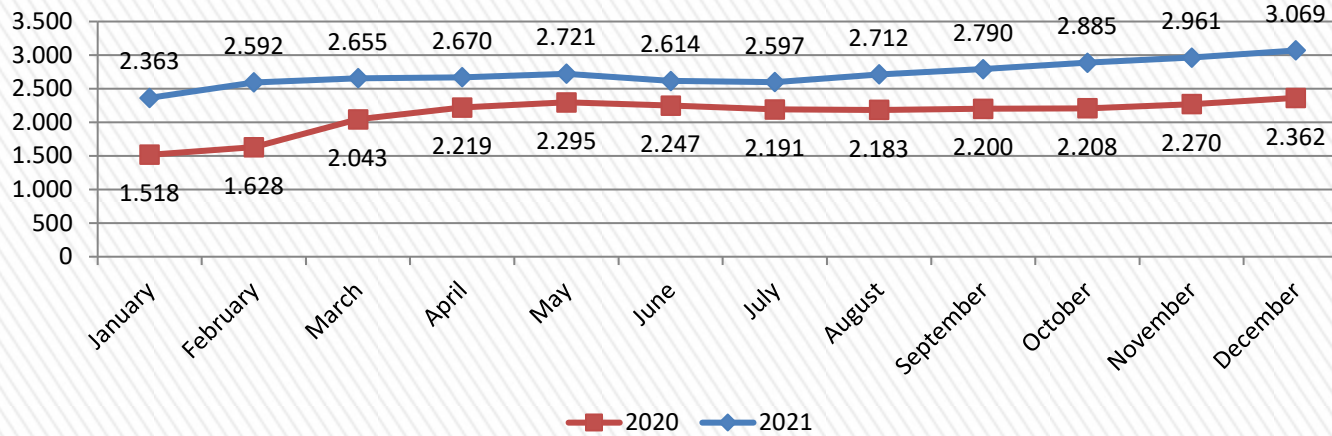
| APPLE - ACTIVES | | |
|-----------------|--|---|
| 1 | | 0 |
| 2 | | |
| 3 | | |
| 4 | | |
| 5 | | |
| TOTAL | | 0 |

ACTIVES – Application opened at least once during a month (average)

BELARUS

Data updated to 31/12/2021

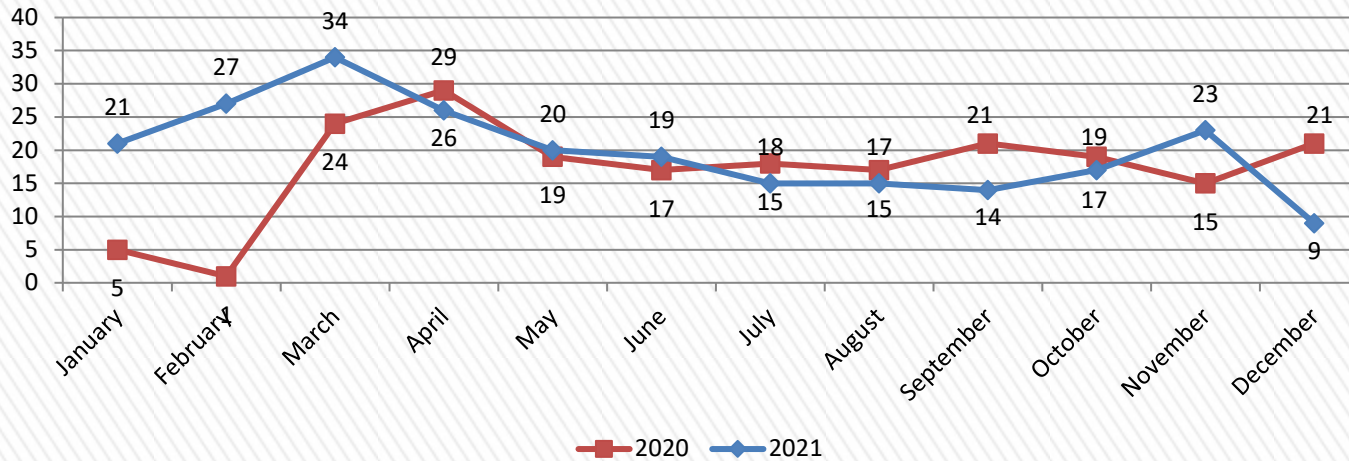
Android



| ANDROID - ACTIVES | | |
|-------------------|-----------|-------|
| 1 | Belarus | 2.927 |
| 2 | Poland | 27 |
| 3 | Russia | 26 |
| 4 | Ukraine | 14 |
| 5 | Lithuania | 10 |
| TOTAL | | 3.069 |

geolocation of the app,
which has been opened at
least once in the last 30
days

Apple



| APPLE - ACTIVES | | |
|-----------------|---------|---|
| 1 | Belarus | 9 |
| 2 | | |
| 3 | | |
| 4 | | |
| 5 | | |
| TOTAL | | 9 |

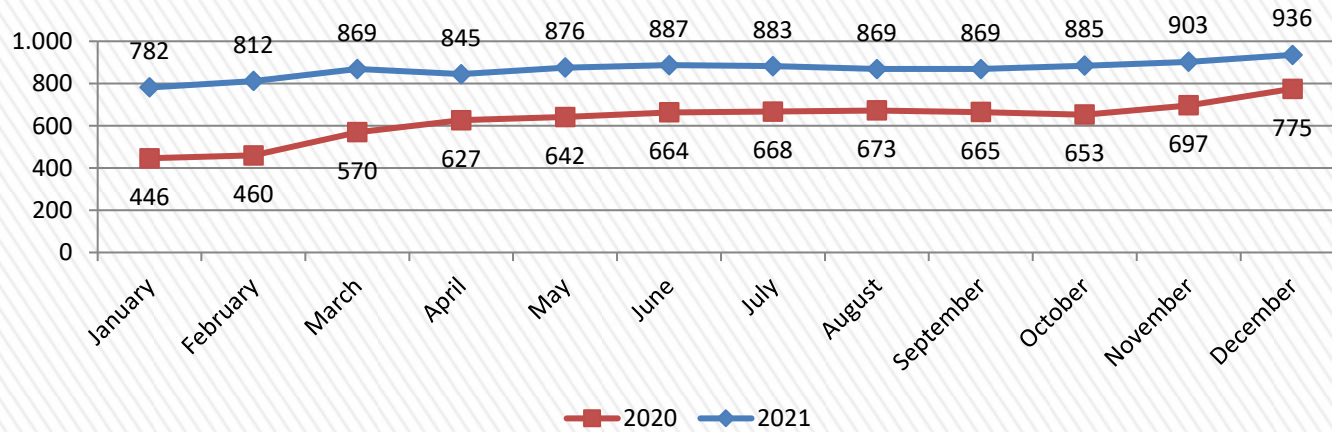
ACTIVES – Application opened at least once during a month (average)



BELGIUM

Data updated to 31/12/2021

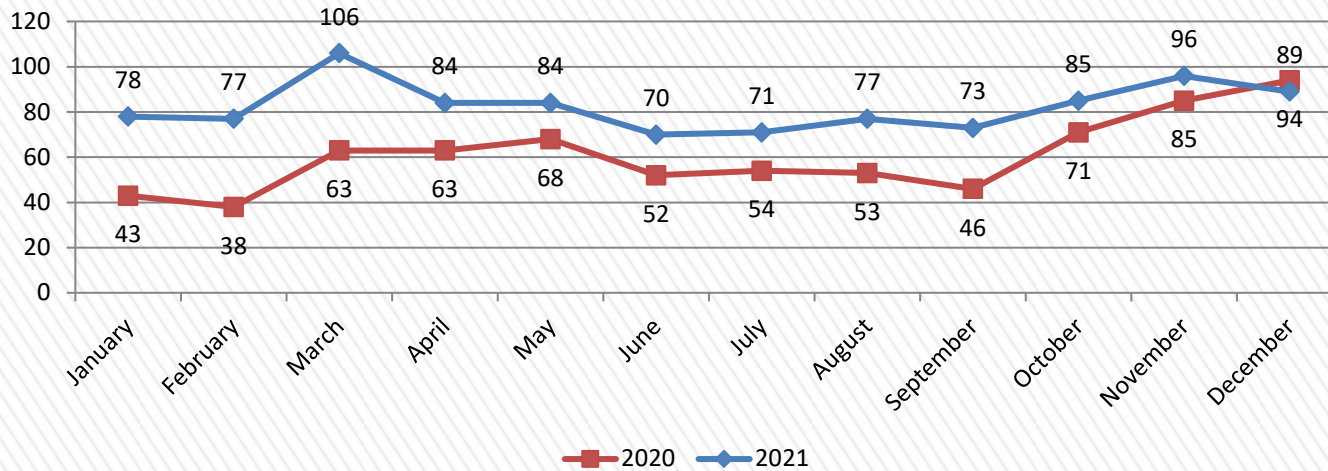
Android



| ANDROID - ACTIVES | | |
|-------------------|-------------|-----|
| 1 | Belgium | 804 |
| 2 | Netherlands | 95 |
| 3 | Spain | 6 |
| 4 | Germany | 5 |
| 5 | France | 3 |
| TOTAL | | 936 |

geolocation of the app, which has been opened at least once in the last 30 days

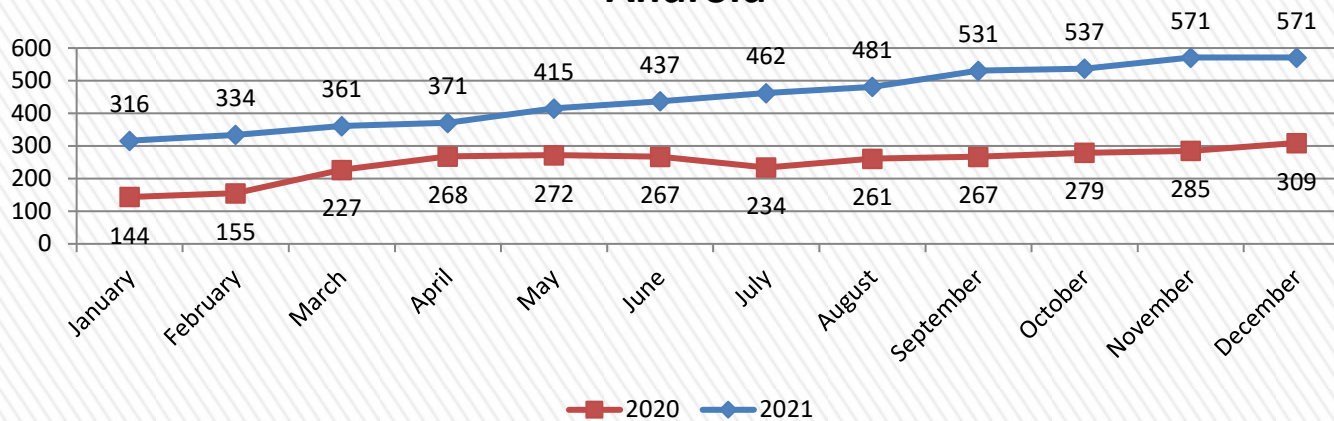
Apple



| APPLE - ACTIVES | | |
|-----------------|---------|----|
| 1 | Belgium | 89 |
| 2 | | |
| 3 | | |
| 4 | | |
| 5 | | |
| TOTAL | | 89 |

ACTIVES – Application opened at least once during a month (average)

Android

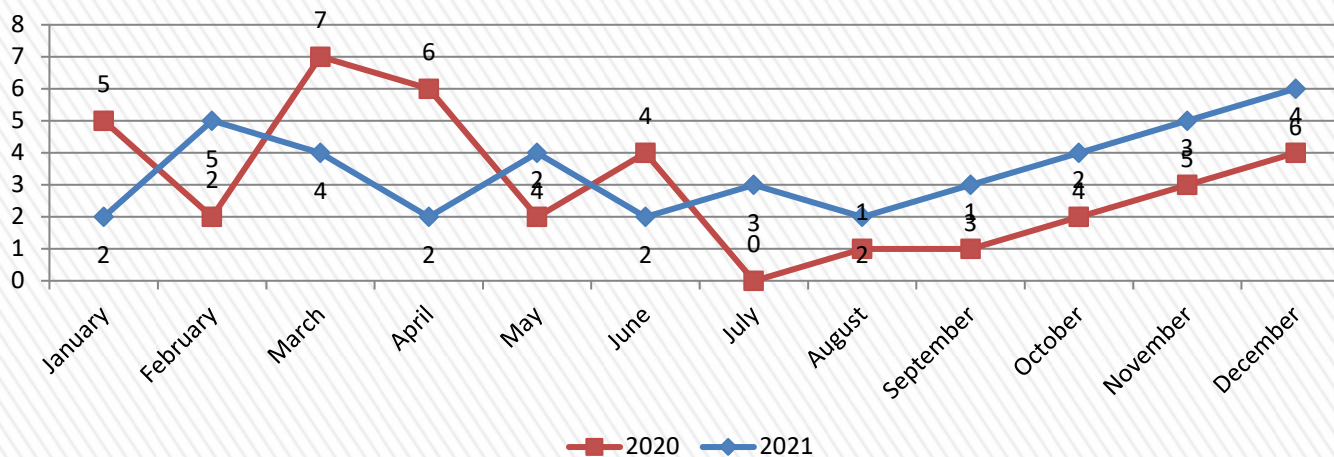


ANDROID - ACTIVES

| | | |
|--------------|-------------|------------|
| 1 | Bosnia-Herz | 231 |
| 2 | Croatia | 147 |
| 3 | Germany | 81 |
| 4 | Austria | 33 |
| 5 | Switzerland | 14 |
| TOTAL | | 571 |

geolocation of the app,
which has been opened at
least once in the last 30
days

Apple

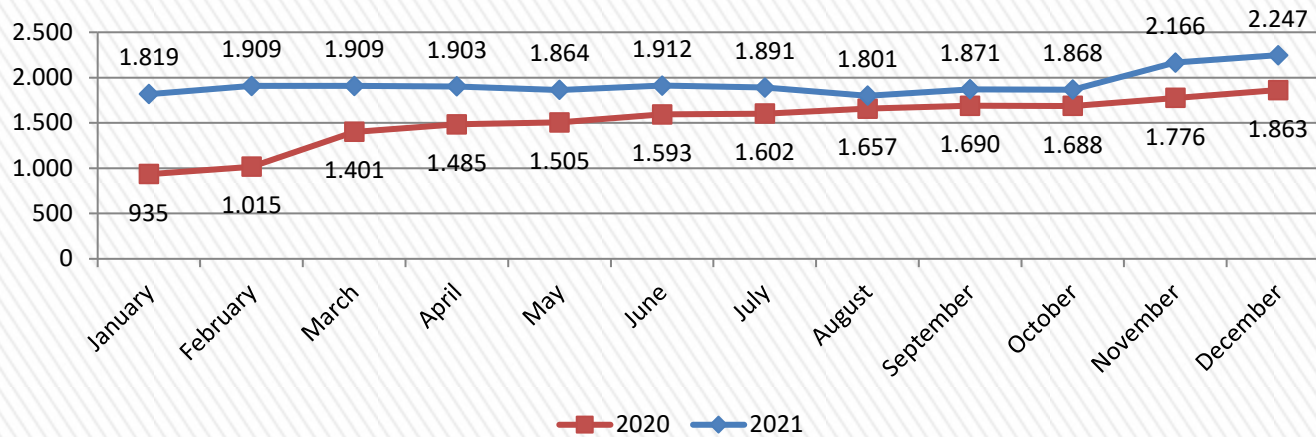


APPLE - ACTIVES

| | | |
|--------------|---------|----------|
| 1 | Croatia | 6 |
| 2 | | |
| 3 | | |
| 4 | | |
| 5 | | |
| TOTAL | | 6 |

ACTIVES – Application opened at least once during a month (average)

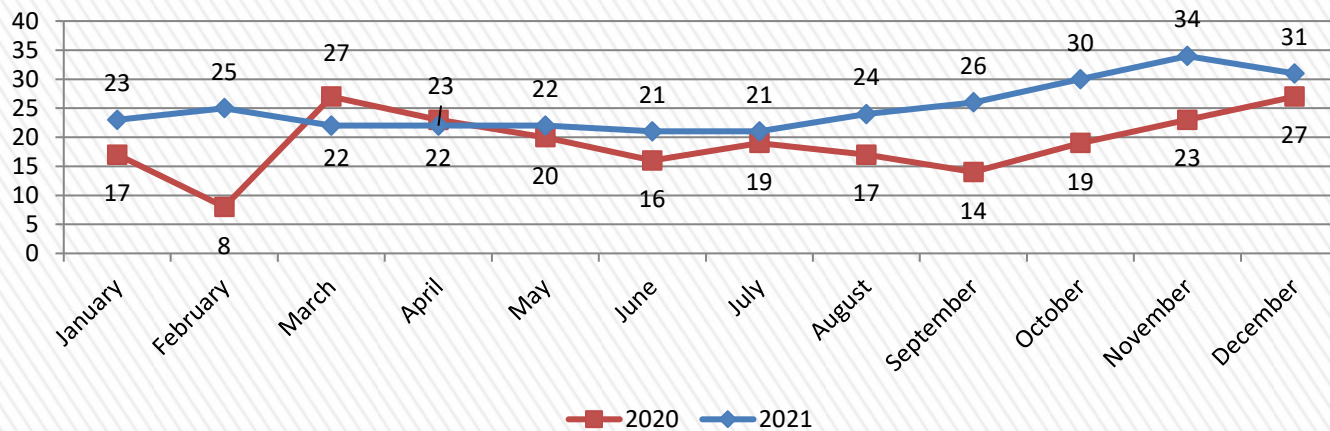
Android



| ANDROID - ACTIVES | | |
|-------------------|-------------|--------------|
| 1 | Croatia | 1.646 |
| 2 | Germany | 252 |
| 3 | Austria | 87 |
| 4 | Bosnia-Herz | 68 |
| 5 | Switzerland | 34 |
| TOTAL | | 2.247 |

geolocation of the app,
which has been opened at
least once in the last 30
days

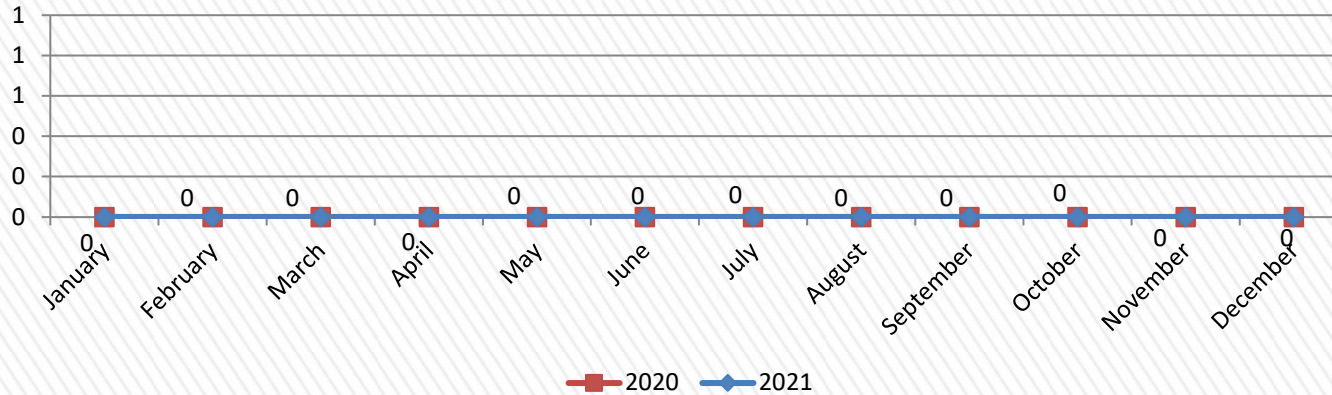
Apple



| APPLE - ACTIVES | | |
|-----------------|---------|-----------|
| 1 | Croatia | 31 |
| 2 | | |
| 3 | | |
| 4 | | |
| 5 | | |
| TOTAL | | 31 |

ACTIVES – Application opened at least once during a month (average)

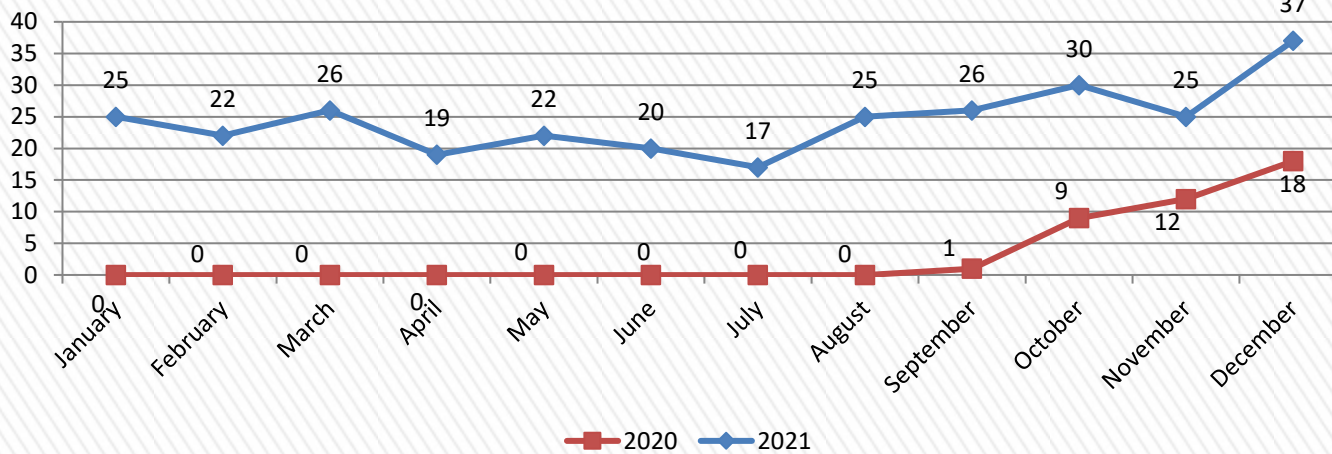
Android



| ANDROID - ACTIVES | |
|-------------------|--|
| 1 | |
| 2 | |
| 3 | |
| 4 | |
| 5 | |
| TOTAL | |

geolocation of the app,
which has been opened at
least once in the last 30
days

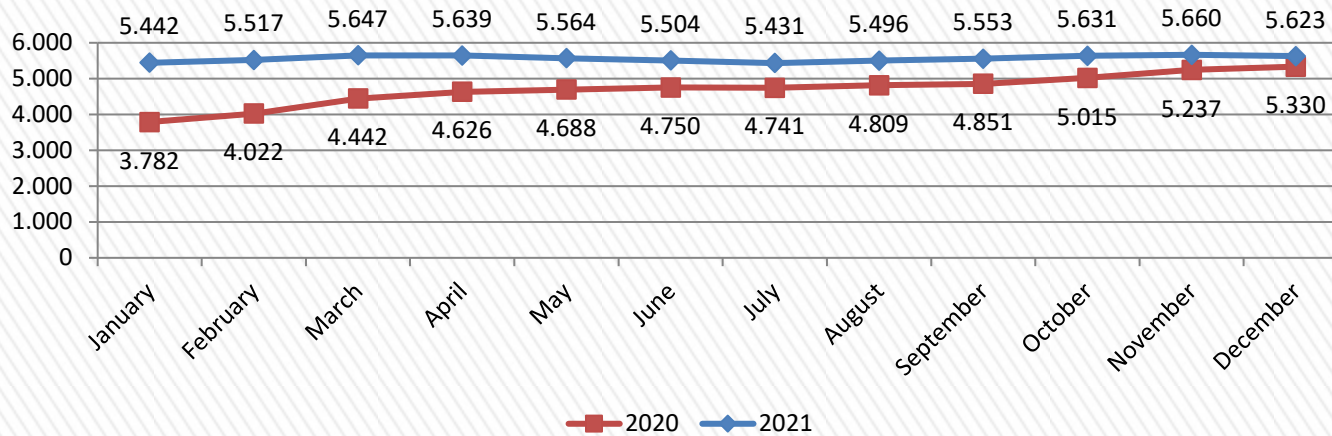
Apple



| APPLE - ACTIVES | | |
|-----------------|--------------|-----------|
| 1 | United King. | 37 |
| 2 | | |
| 3 | | |
| 4 | | |
| 5 | | |
| TOTAL | | 37 |

ACTIVES – Application opened at least once during a month (average)

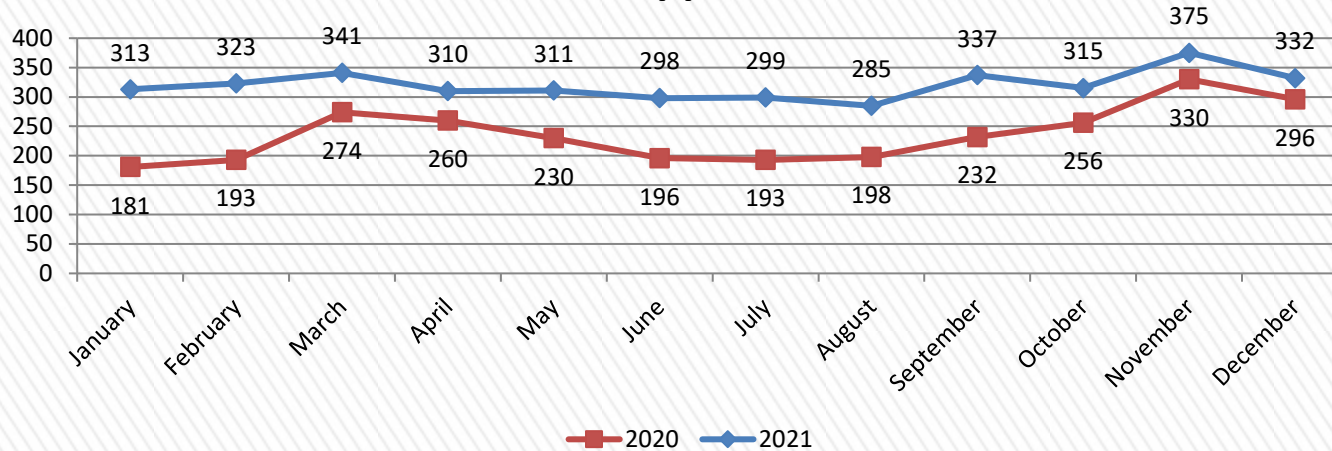
Android



| ANDROID - ACTIVES | | |
|-------------------|-------------|--------------|
| 1 | France | 3.724 |
| 2 | Switzerland | 234 |
| 3 | Belgium | 150 |
| 4 | Senegal | 110 |
| 5 | Guadalupa | 108 |
| TOTAL | | 5.623 |

geolocation of the app,
which has been opened at
least once in the last 30
days

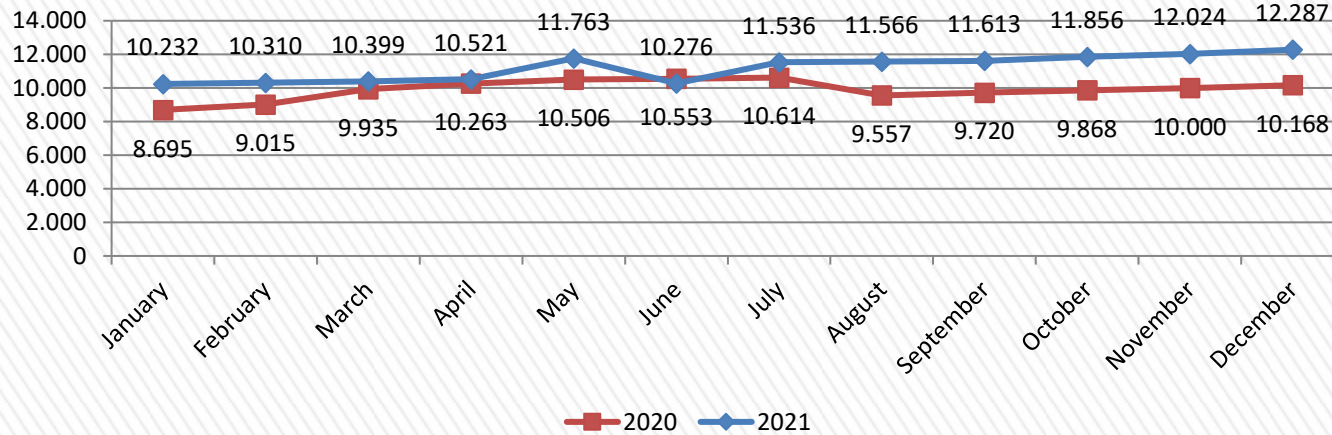
Apple



| APPLE - ACTIVES | | |
|-----------------|---------------|------------|
| 1 | France | 330 |
| 2 | Romania | 1 |
| 3 | United States | 1 |
| 4 | | |
| 5 | | |
| TOTAL | | 332 |

ACTIVES – Application opened at least once during a month (average)

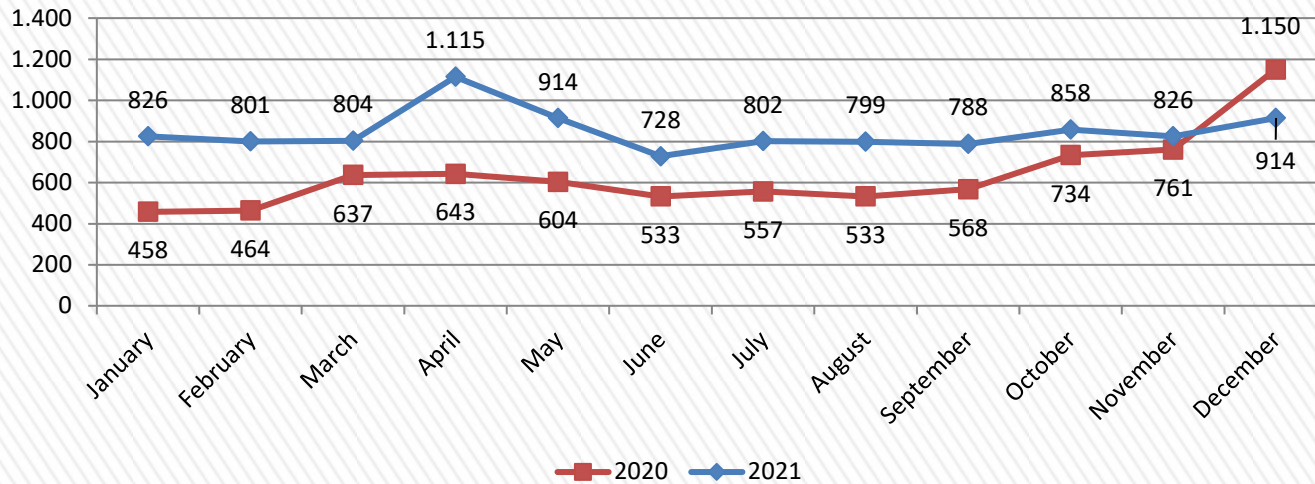
Android



| ANDROID - ACTIVES | | |
|-------------------|-------------|---------------|
| 1 | Germany | 10.951 |
| 2 | Austria | 648 |
| 3 | Switzerland | 271 |
| 4 | Italy | 85 |
| 5 | Poland | 31 |
| TOTAL | | 11.986 |

geolocation of the app,
which has been opened at
least once in the last 30
days

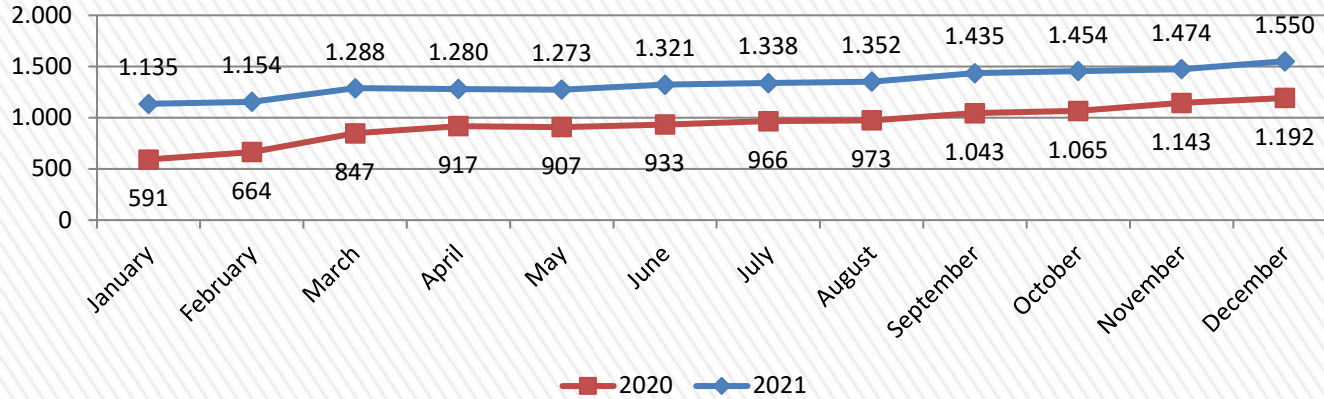
Apple



| APPLE - ACTIVES | | |
|-----------------|-------------|------------|
| 1 | Germany | 805 |
| 2 | Switzerland | 43 |
| 3 | Austria | 37 |
| 4 | Luxembourg | 8 |
| 5 | Belgium | 2 |
| TOTAL | | 895 |

ACTIVES – Application opened at least once during a month (average)

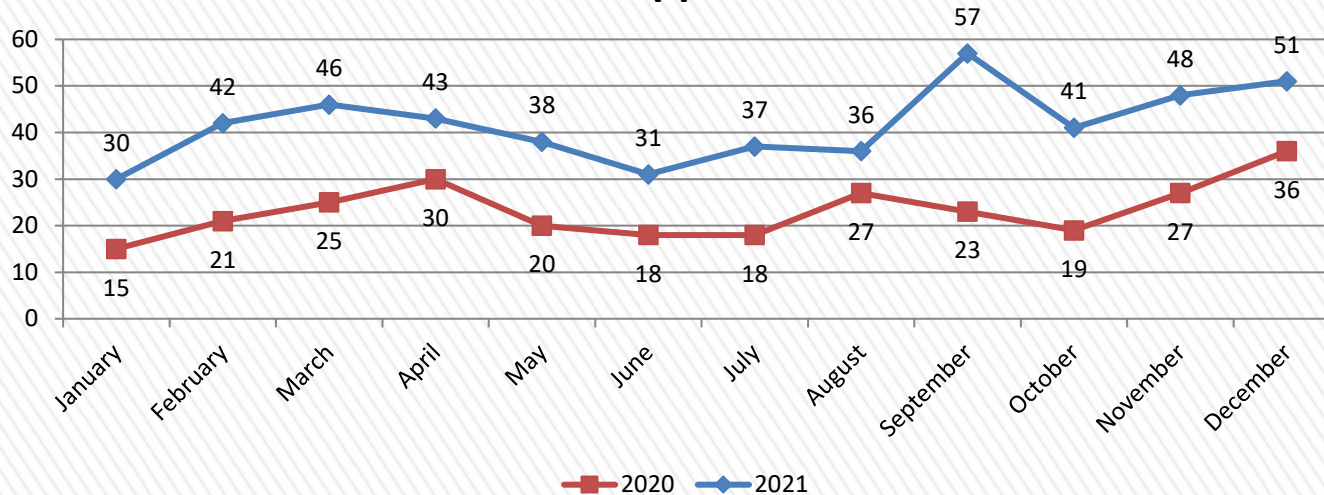
Android



| ANDROID - ACTIVES | | |
|-------------------|----------|--------------|
| 1 | Hungary | 1.119 |
| 2 | Slovakia | 138 |
| 3 | Romania | 125 |
| 4 | Serbia | 39 |
| 5 | Germany | 31 |
| TOTAL | | 1.529 |

geolocation of the app, which has been opened at least once in the last 30 days

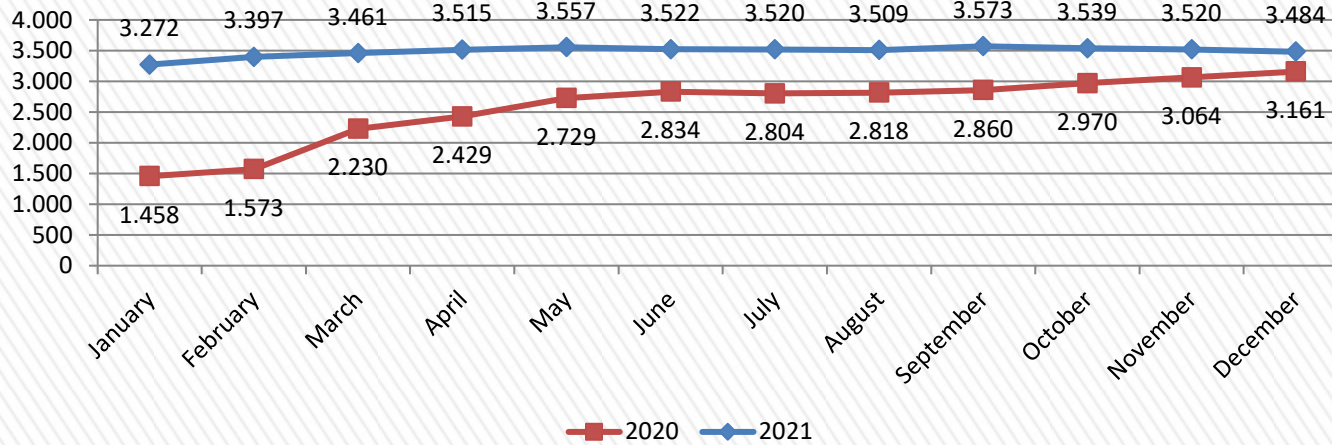
Apple



| APPLE - ACTIVES | | |
|-----------------|---------|-----------|
| 1 | Hungary | 51 |
| 2 | | |
| 3 | | |
| 4 | | |
| 5 | | |
| TOTAL | | 51 |

ACTIVES – Application opened at least once during a month (average)

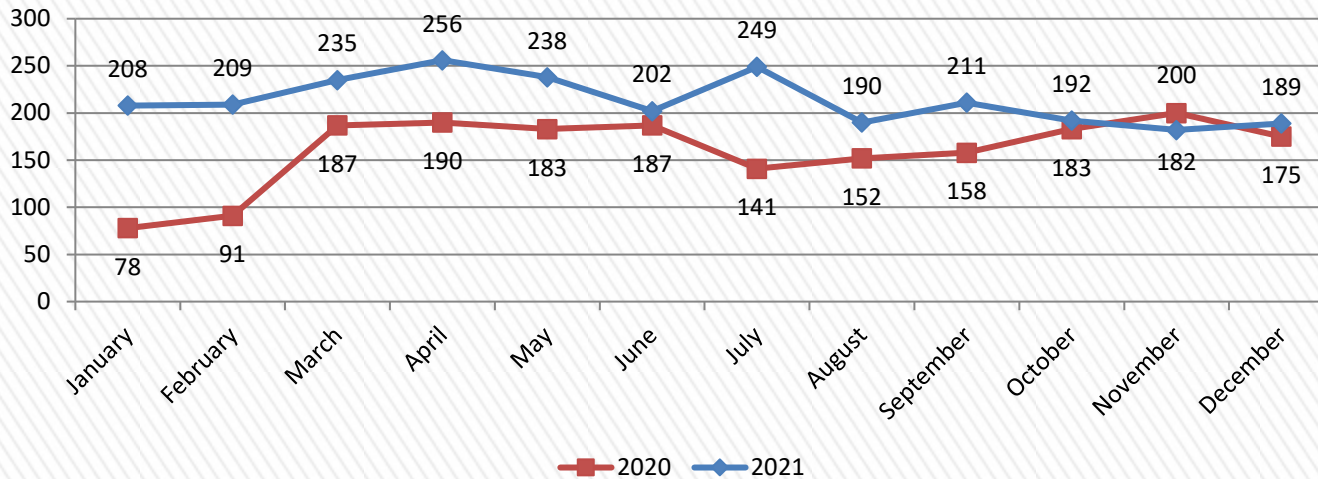
Android



| ANDROID - ACTIVES | | |
|-------------------|----------------|--------------|
| 1 | Ireland | 2,530 |
| 2 | United Kingdom | 640 |
| 3 | United States | 67 |
| 4 | Spain | 36 |
| 5 | Italy | 30 |
| TOTAL | | 3,484 |

geolocation of the app, which has been opened at least once in the last 30 days

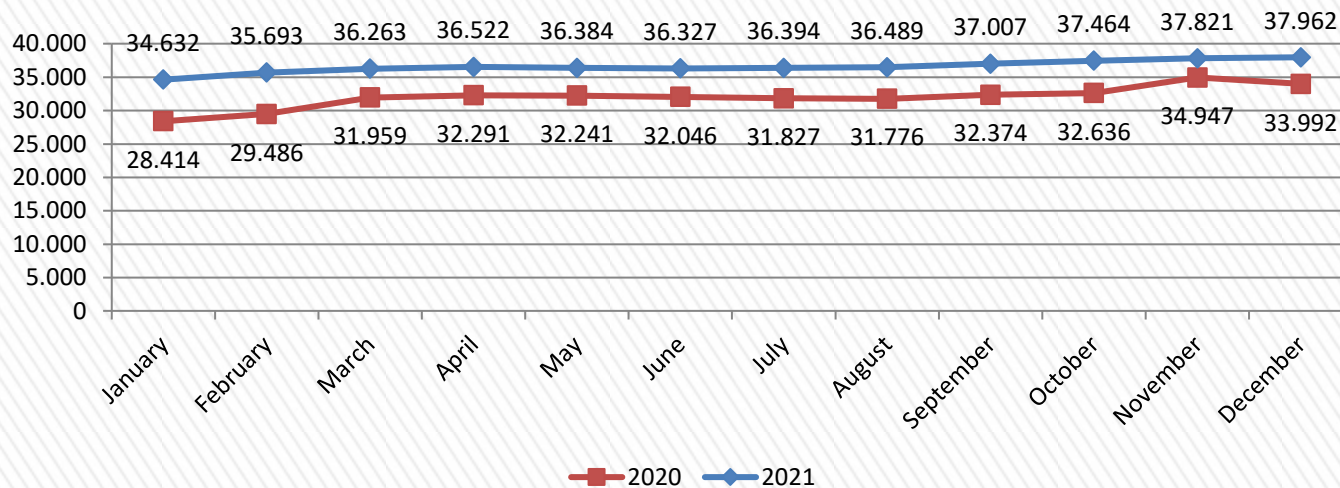
Apple



| APPLE - ACTIVES | | |
|-----------------|---------|------------|
| 1 | Ireland | 189 |
| 2 | | |
| 3 | | |
| 4 | | |
| 5 | | |
| TOTAL | | 189 |

ACTIVES – Application opened at least once during a month (average)

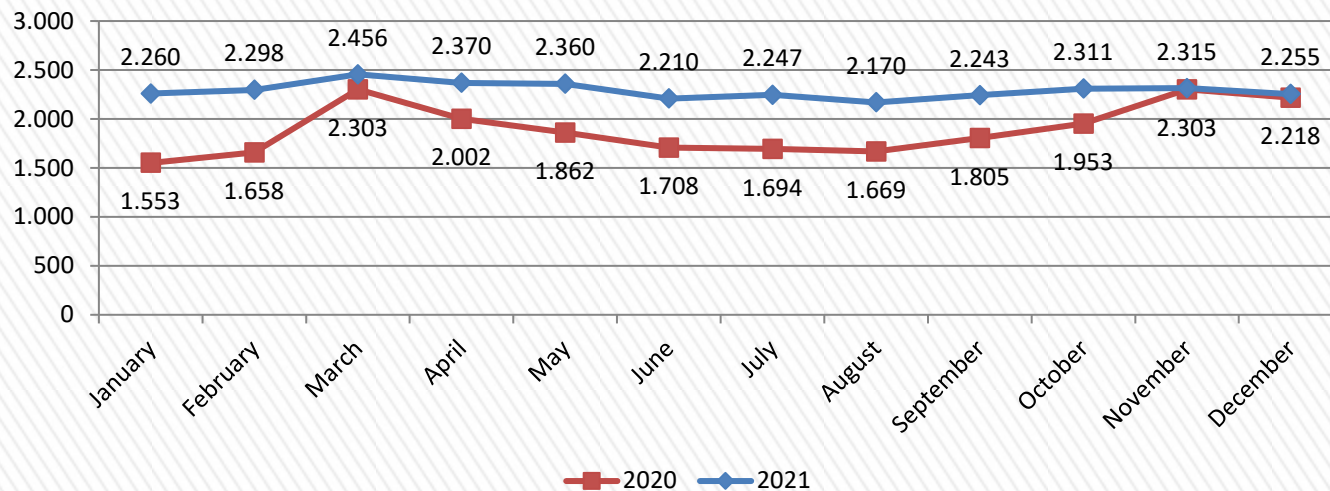
Android



| ANDROID - ACTIVES | | |
|-------------------|-------------|---------------|
| 1 | Italy | 35.401 |
| 2 | Switzerland | 330 |
| 3 | Germany | 294 |
| 4 | France | 165 |
| 5 | Brazil | 149 |
| TOTAL | | 37.962 |

geolocation of the app,
which has been opened at
least once in the last 30
days

Apple



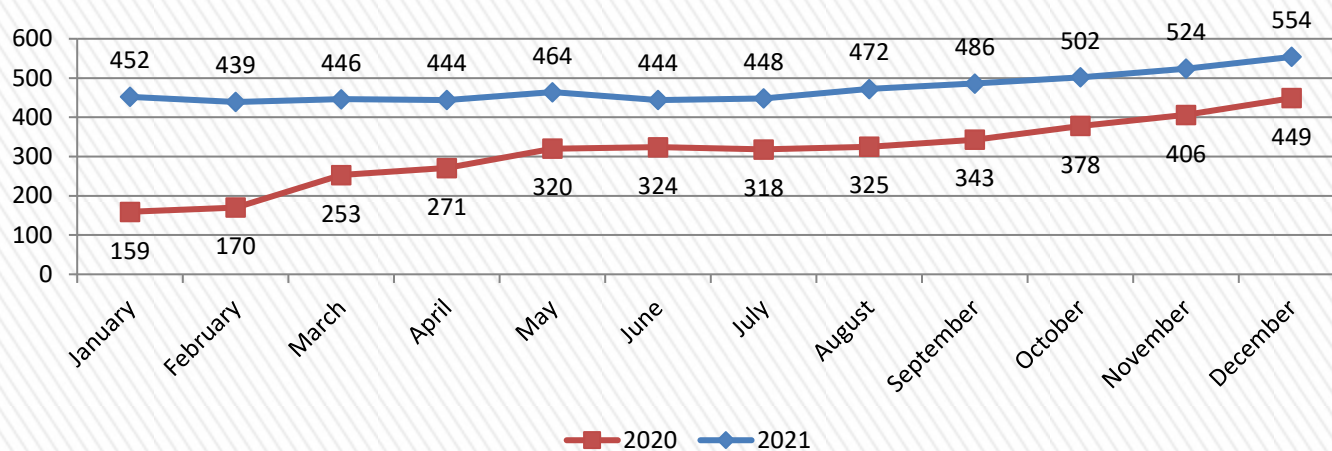
| APPLE - ACTIVES | | |
|-----------------|---------------|--------------|
| 1 | Italy | 2.242 |
| 2 | Switzerland | 4 |
| 3 | United States | 3 |
| 4 | Australia | 1 |
| 5 | Canada | 1 |
| TOTAL | | 2.255 |

ACTIVES – Application opened at least once during a month (average)

ITALY – SOUTH TYROL

Data updated to 31/12/2021

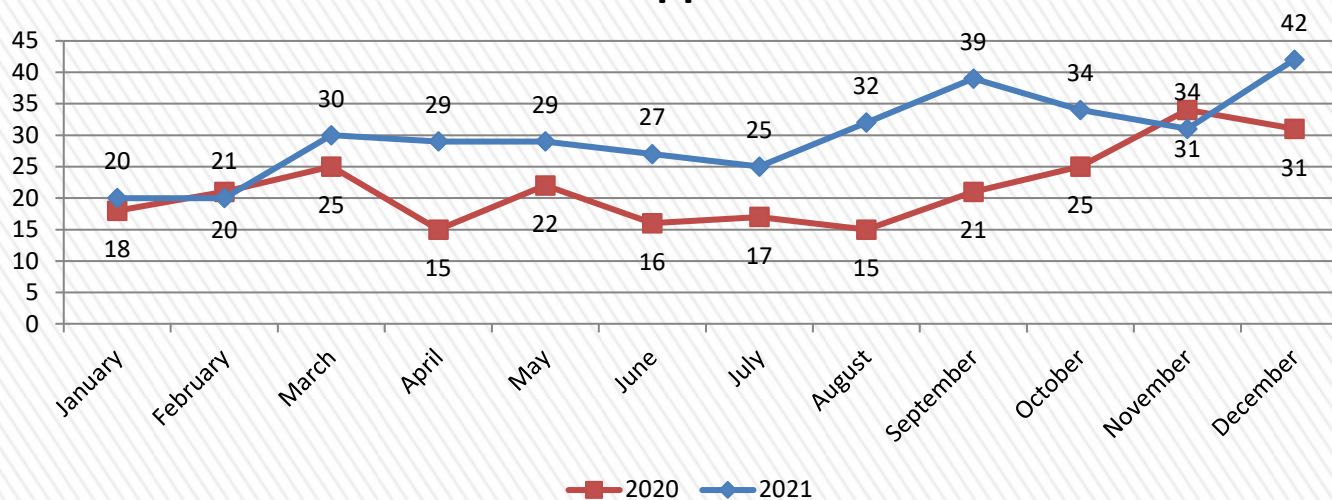
Android



| ANDROID - ACTIVES | | |
|-------------------|-------------|-----|
| 1 | Italy | 205 |
| 2 | Germany | 186 |
| 3 | Austria | 122 |
| 4 | Switzerland | 16 |
| 5 | Slovenia | 4 |
| TOTAL | | 554 |

geolocation of the app,
which has been opened at
least once in the last 30
days

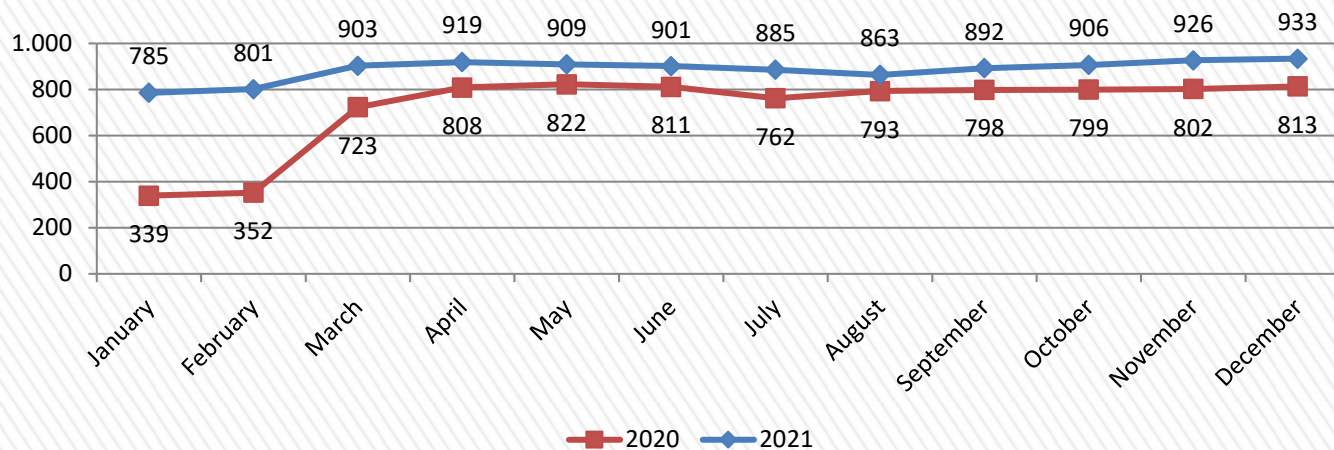
Apple



| APPLE - ACTIVES | | |
|-----------------|-------------|----|
| 1 | Germany | 18 |
| 2 | Austria | 11 |
| 3 | Italy | 9 |
| 4 | Switzerland | 4 |
| 5 | | |
| TOTAL | | 42 |

ACTIVES – Application opened at least once during a month (average)

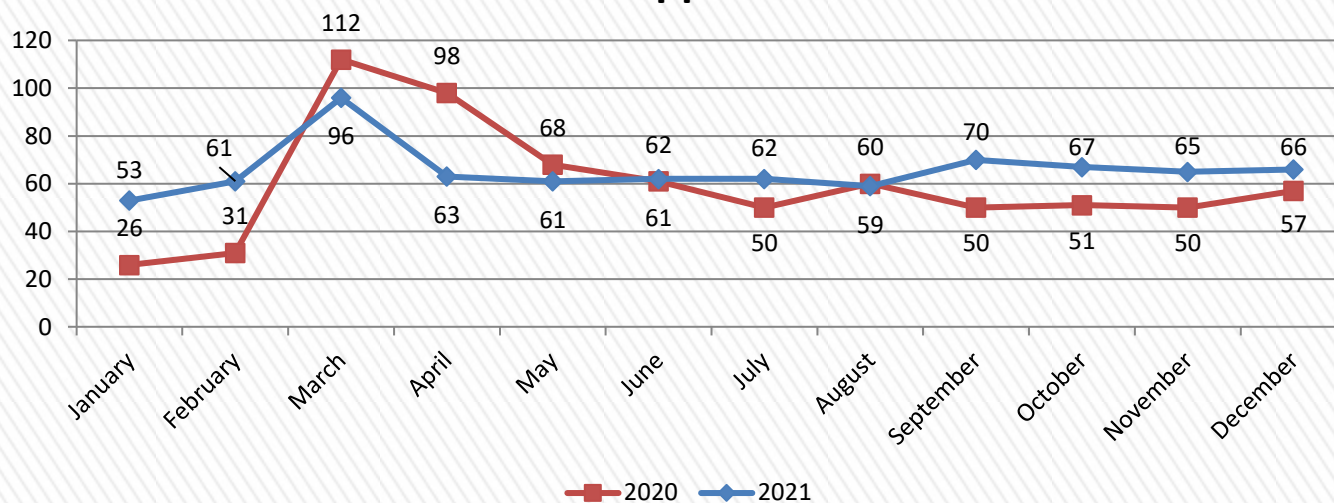
Android



| ANDROID - ACTIVES | | |
|-------------------|--------------------|------------|
| 1 | Kosovo | 365 |
| 2 | Switzerland | 185 |
| 3 | Germany | 95 |
| 4 | Albania | 69 |
| 5 | Croatia | 50 |
| TOTAL | | 933 |

geolocation of the app,
which has been opened at
least once in the last 30
days

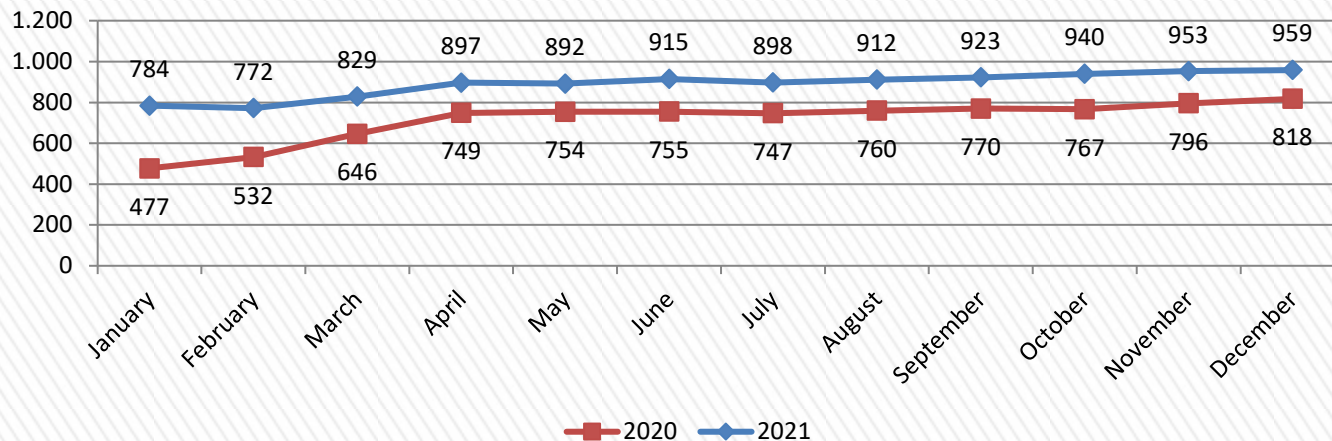
Apple



| APPLE - ACTIVES | | |
|-----------------|----------------|-----------|
| 1 | Albania | 66 |
| 2 | | |
| 3 | | |
| 4 | | |
| 5 | | |
| TOTAL | | 66 |

ACTIVES – Application opened at least once during a month (average)

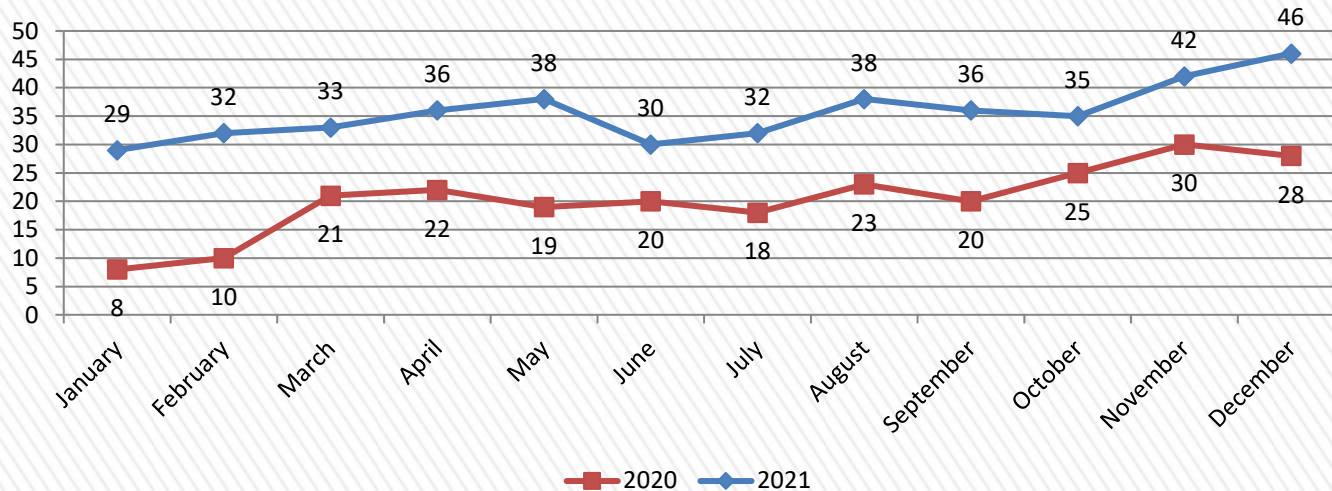
Android



| ANDROID - ACTIVES | | |
|-------------------|----------------|------------|
| 1 | Latvia | 912 |
| 2 | Germany | 12 |
| 3 | Ireland | 7 |
| 4 | United Kingdom | 4 |
| 5 | Finland | 3 |
| TOTAL | | 959 |

geolocation of the app,
which has been opened at
least once in the last 30
days

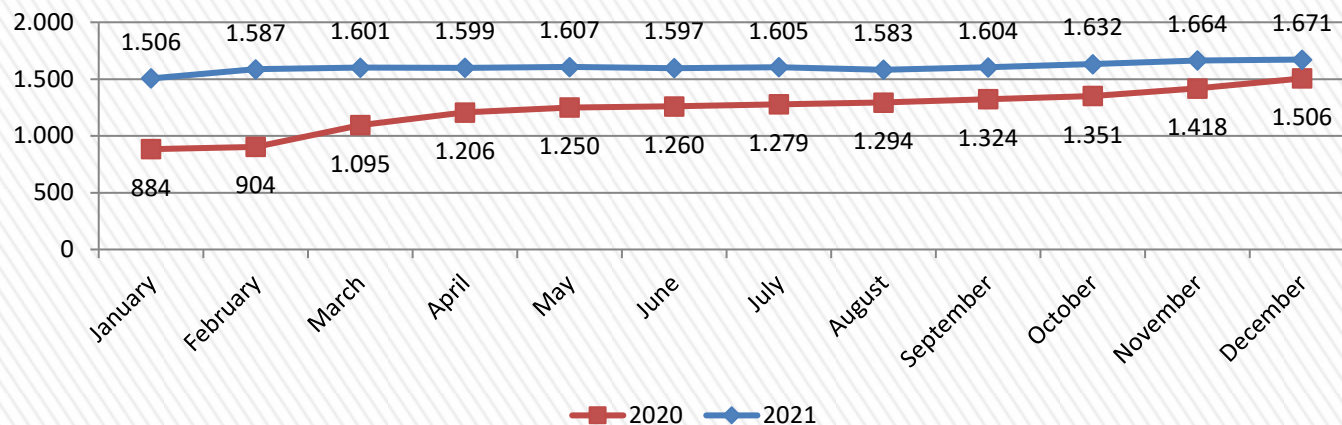
Apple



| APPLE - ACTIVES | | |
|-----------------|--------|-----------|
| 1 | Latvia | 46 |
| 2 | | |
| 3 | | |
| 4 | | |
| 5 | | |
| TOTAL | | 46 |

ACTIVES – Application opened at least once during a month (average)

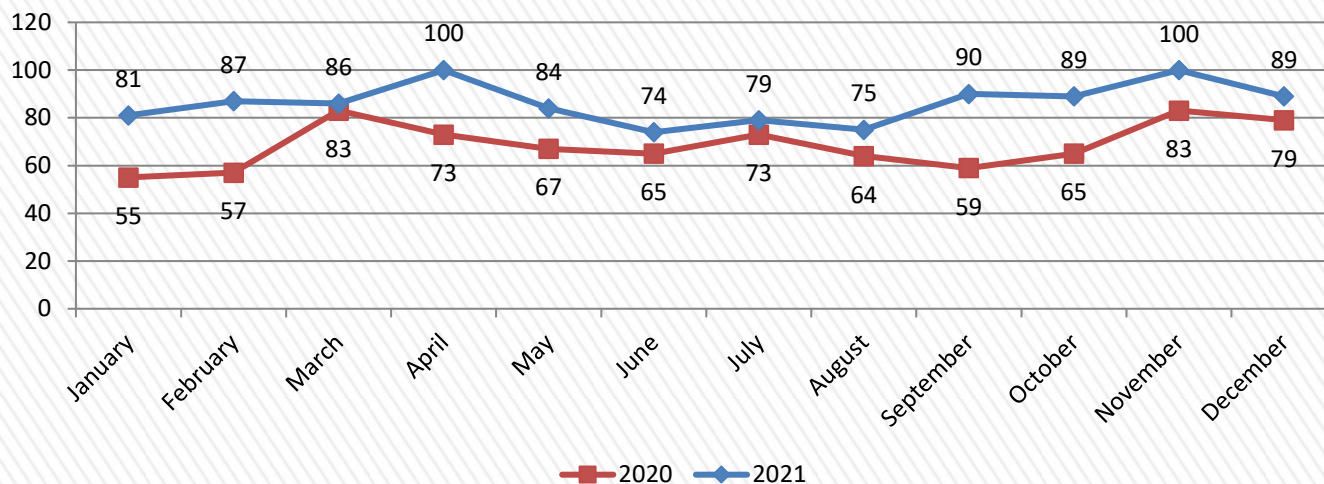
Android



| ANDROID - ACTIVES | | |
|-------------------|----------------|-------|
| 1 | Lithuania | 1.584 |
| 2 | United Kingdom | 51 |
| 3 | Norway | 14 |
| 4 | Germany | 12 |
| 5 | Ireland | 11 |
| TOTAL | | 1.671 |

geolocation of the app,
which has been opened at
least once in the last 30
days

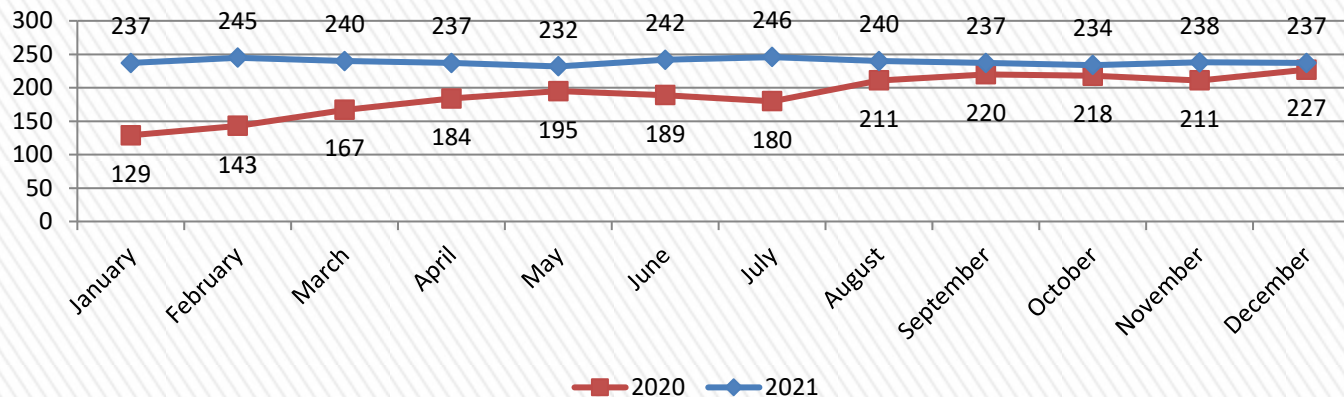
Apple



| APPLE - ACTIVES | | |
|-----------------|----------------|----|
| 1 | Lithuania | 87 |
| 2 | United Kingdom | 2 |
| 3 | | |
| 4 | | |
| 5 | | |
| TOTAL | | 89 |

ACTIVES – Application opened at least once during a month (average)

Android

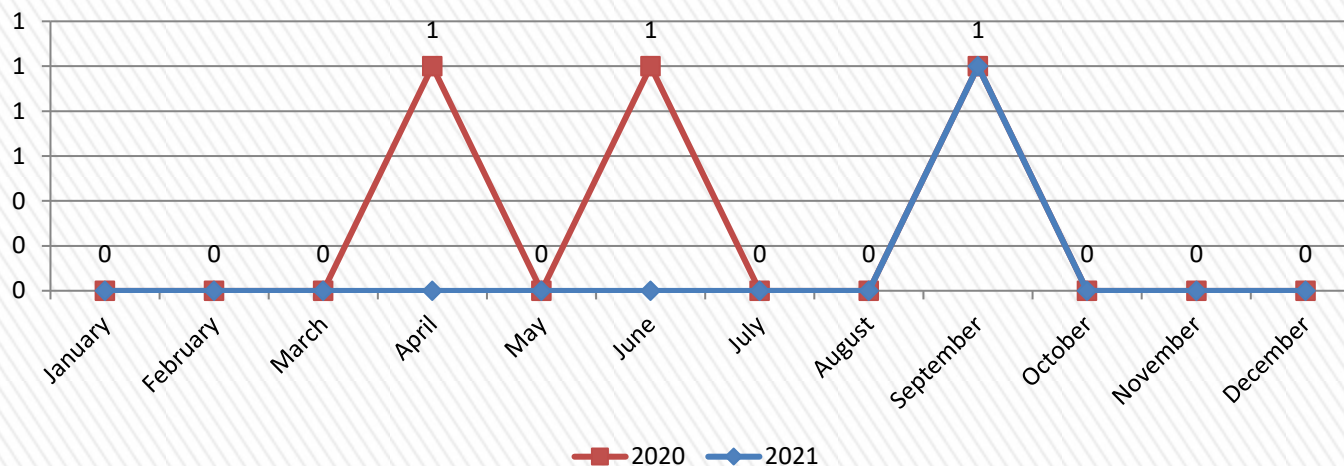


| ANDROID - ACTIVES | | |
|-------------------|-------------|------------|
| 1 | Macedonia | 186 |
| 2 | Germany | 14 |
| 3 | Switzerland | 9 |
| 4 | Poland | 4 |
| 5 | Austria | 3 |
| TOTAL | | 237 |

geolocation of the app,
which has been opened at
least once in the last 30
days



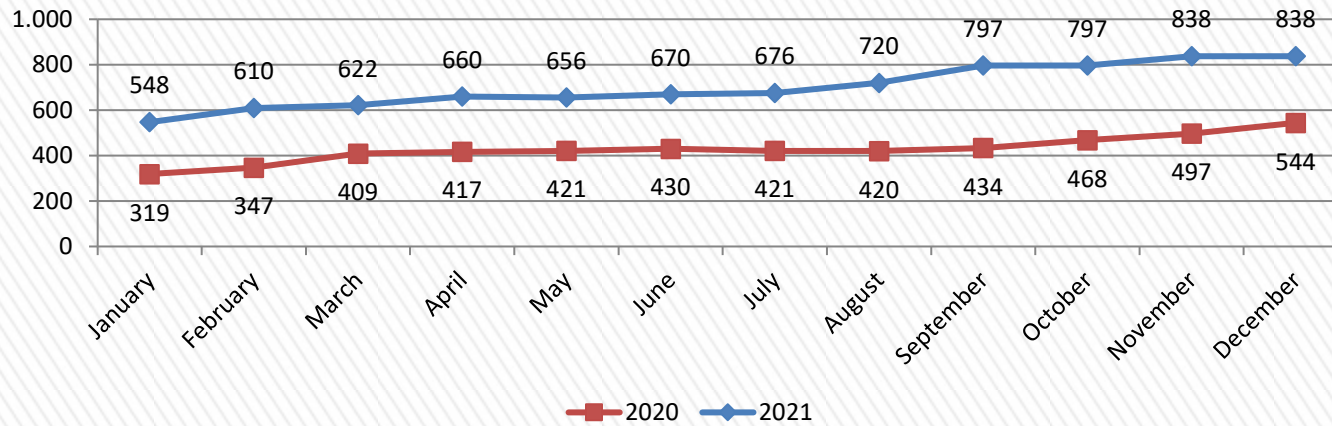
Macedonia - Apple



| APPLE - ACTIVES | | |
|-----------------|--|----------|
| 1 | | 0 |
| 2 | | |
| 3 | | |
| 4 | | |
| 5 | | |
| TOTAL | | 0 |

ACTIVES – Application opened at least once during a month (average)

Android

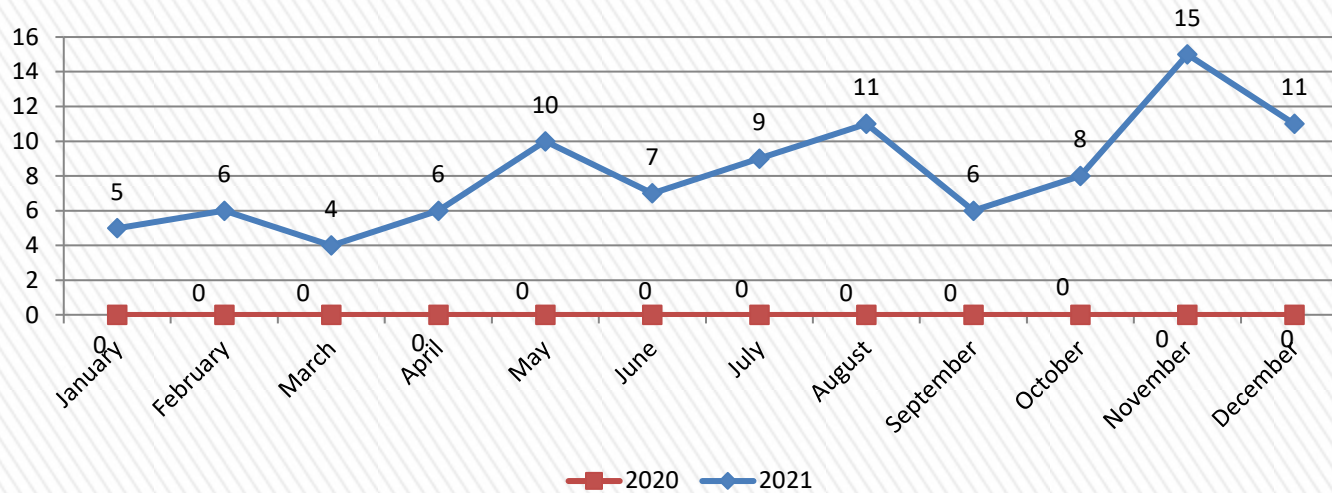


ANDROID - ACTIVES

| | | |
|--------------|----------------|------------|
| 1 | Malta | 760 |
| 2 | Australia | 30 |
| 3 | United Kingdom | 16 |
| 4 | Canada | 7 |
| 5 | United States | 6 |
| TOTAL | | 838 |

geolocation of the app,
which has been opened at
least once in the last 30
days

Apple



APPLE - ACTIVES

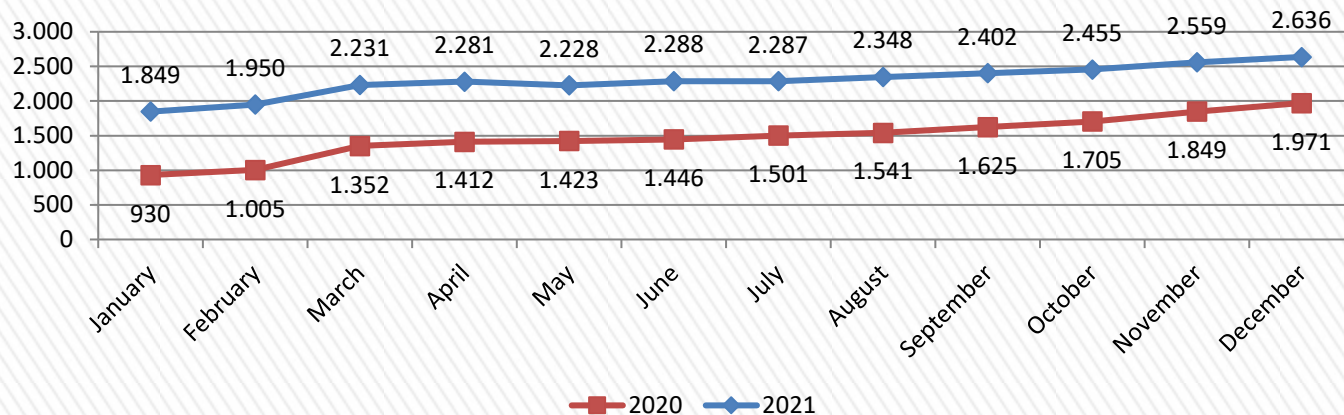
| | | |
|--------------|-------|-----------|
| 1 | Malta | 11 |
| 2 | | |
| 3 | | |
| 4 | | |
| 5 | | |
| TOTAL | | 11 |

ACTIVES – Application opened at least once during a month (average)

ROMANIA (hun)

Data updated to 31/12/2021

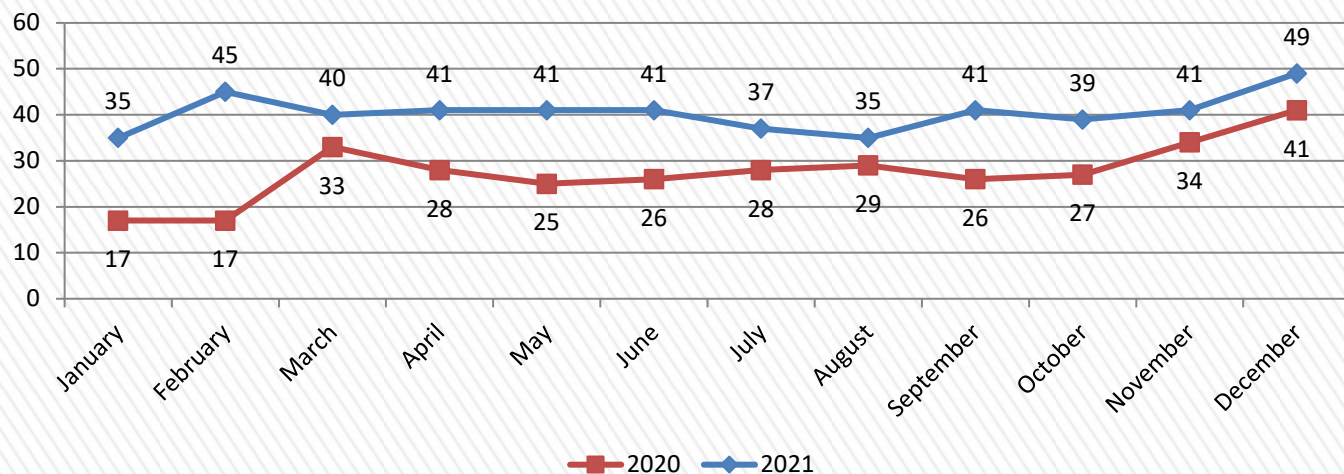
Android



| ANDROID - ACTIVES | | |
|-------------------|----------|-------|
| 1 | Romania | 2.086 |
| 2 | Hungary | 190 |
| 3 | Germany | 99 |
| 4 | Slovakia | 74 |
| 5 | Serbia | 38 |
| TOTAL | | 2.636 |

geolocation of the app, which has been opened at least once in the last 30 days

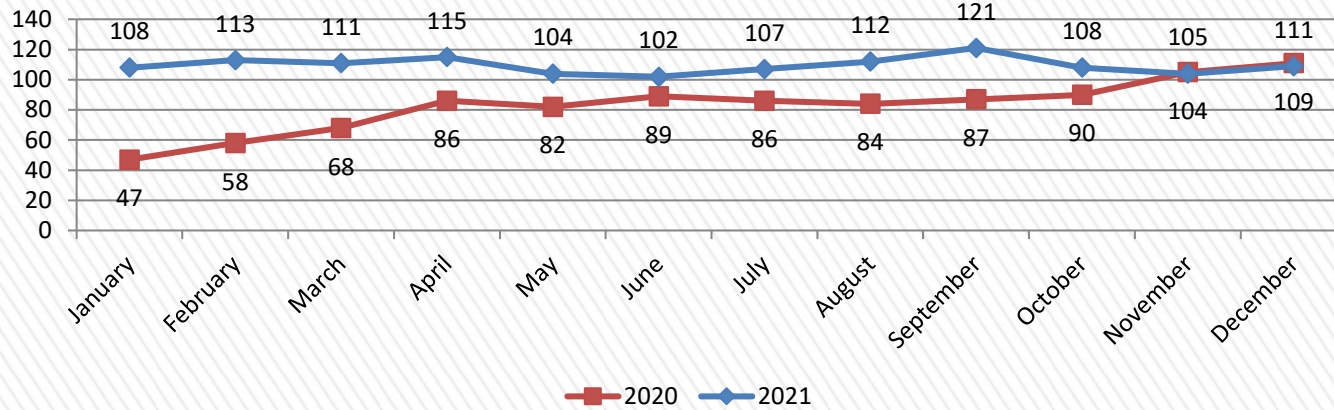
Apple



| APPLE - ACTIVES | | |
|-----------------|---------|----|
| 1 | Romania | 49 |
| 2 | | |
| 3 | | |
| 4 | | |
| 5 | | |
| TOTAL | | 49 |

ACTIVES – Application opened at least once during a month (average)

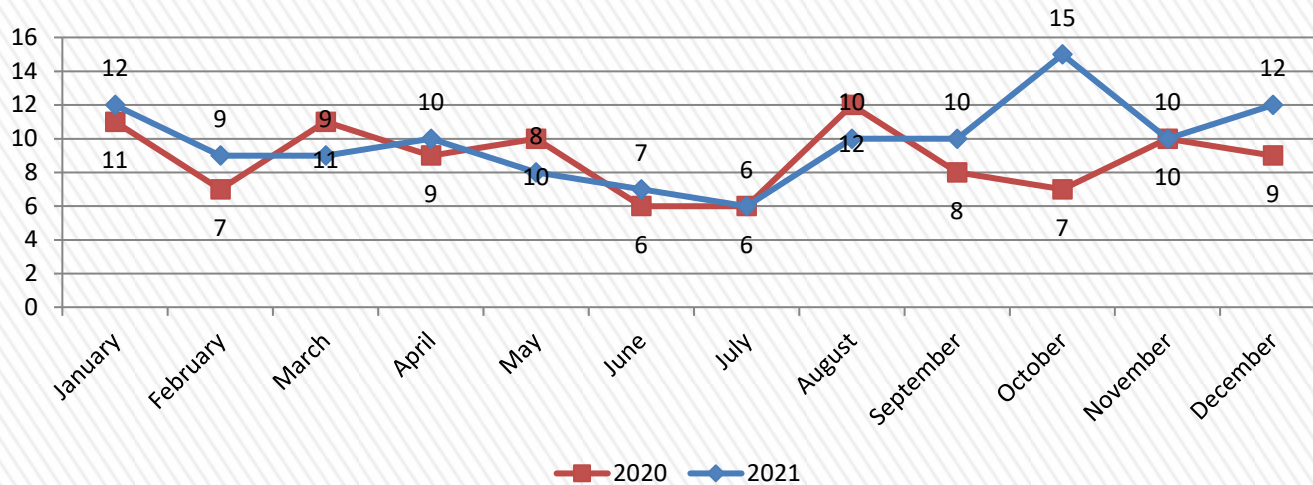
Android



| ANDROID - ACTIVES | | |
|-------------------|---------|-----|
| 1 | Russia | 66 |
| 2 | Latvia | 8 |
| 3 | Ukraine | 8 |
| 4 | Italy | 4 |
| 5 | Belarus | 3 |
| TOTAL | | 109 |

geolocation of the app,
which has been opened at
least once in the last 30
days

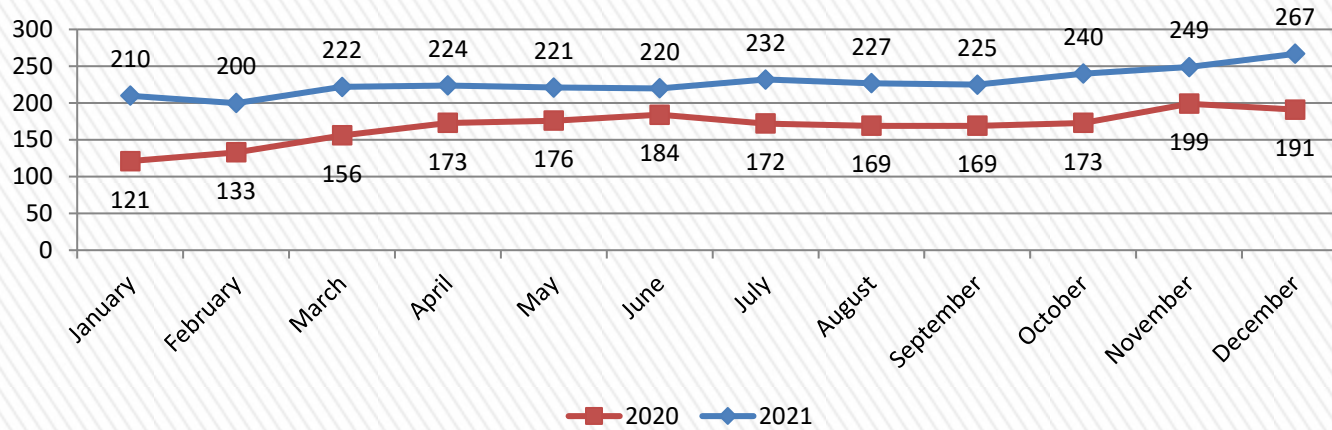
Apple



| APPLE - ACTIVES | | |
|-----------------|--------|----|
| 1 | Russia | 12 |
| 2 | | |
| 3 | | |
| 4 | | |
| 5 | | |
| TOTAL | | 12 |

ACTIVES – Application opened at least once during a month (average)

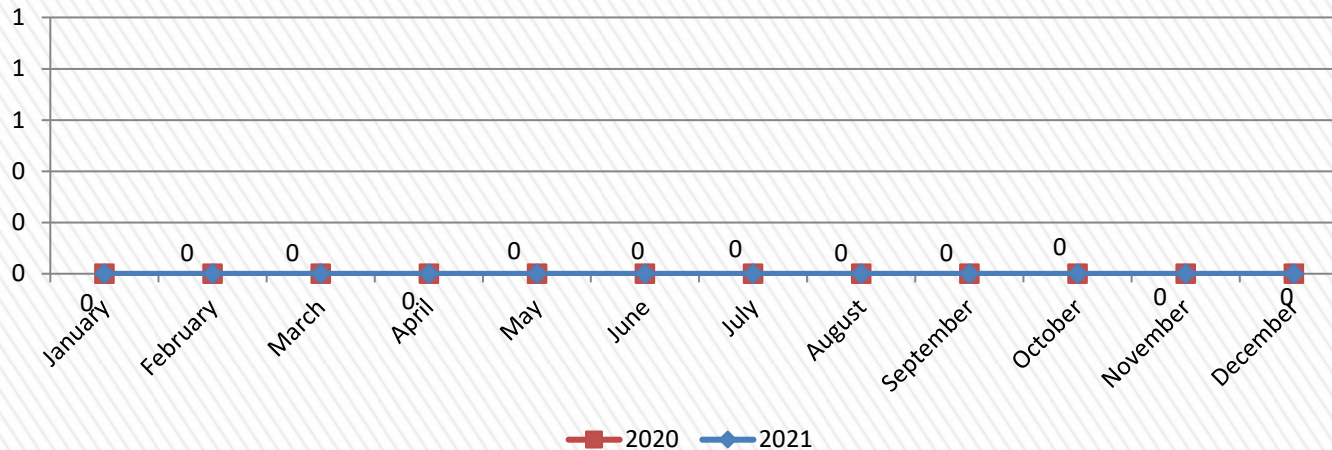
Android



| ANDROID - ACTIVES | | |
|-------------------|--------------------|------------|
| 1 | Serbia | 229 |
| 2 | Germany | 11 |
| 3 | Croatia | 8 |
| 4 | Bosnia-Herzegovina | 3 |
| 5 | Emirates A. Un. | 2 |
| TOTAL | | 267 |

geolocation of the app, which has been opened at least once in the last 30 days

Apple



| APPLE - ACTIVES | | |
|-----------------|--|----------|
| 1 | | 0 |
| 2 | | |
| 3 | | |
| 4 | | |
| 5 | | |
| TOTAL | | 0 |

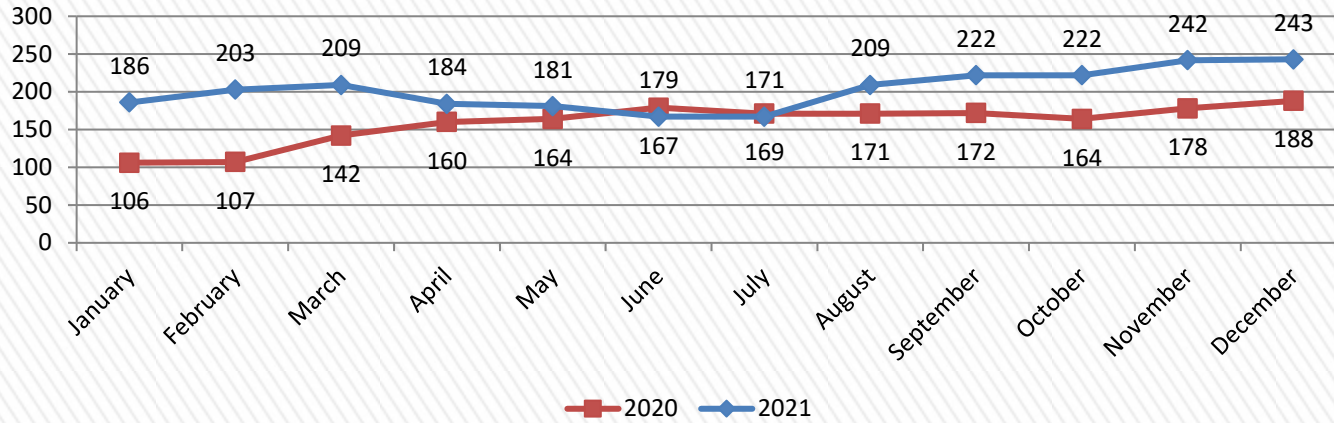
ACTIVES – Application opened at least once during a month (average)



SERBIA (hun)

Data updated to 31/12/2021

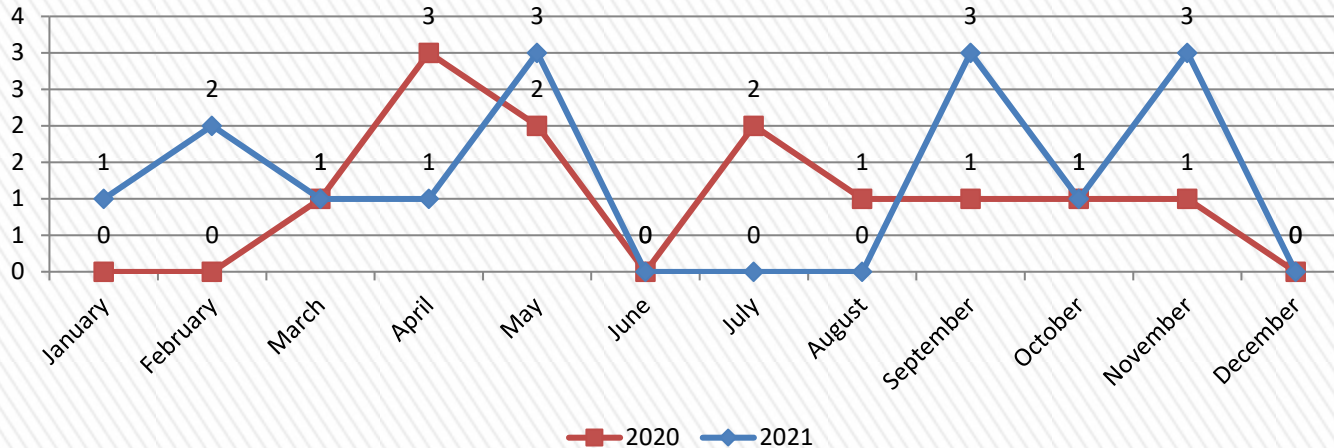
Android



| ANDROID - ACTIVES | | |
|-------------------|----------|-----|
| 1 | Serbia | 175 |
| 2 | Hungary | 19 |
| 3 | Germany | 15 |
| 4 | Romania | 19 |
| 5 | Slovakia | 9 |
| TOTAL | | 243 |

geolocation of the app, which has been opened at least once in the last 30 days

Apple

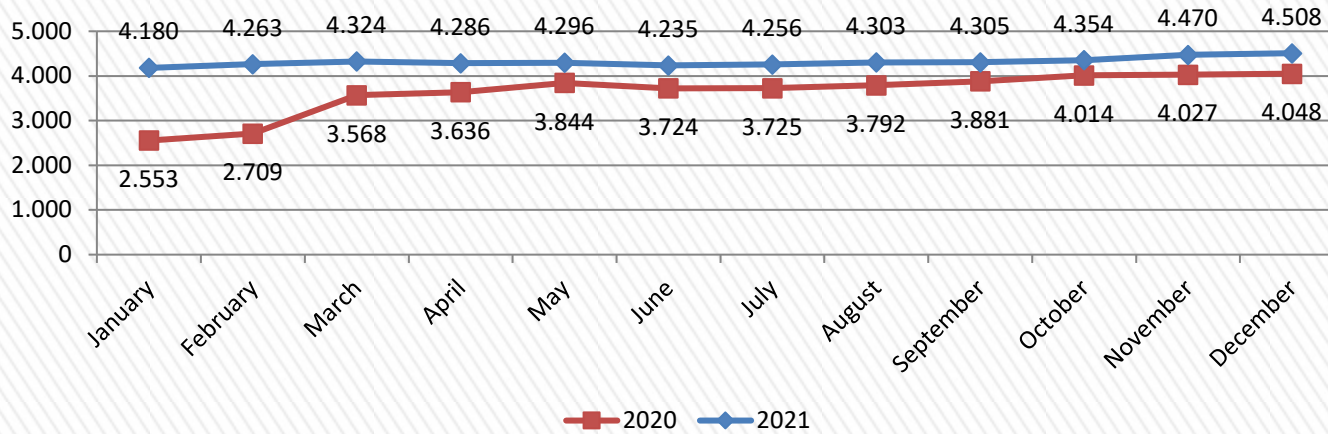


| APPLE - ACTIVES | | |
|-----------------|--|---|
| 1 | | 0 |
| 2 | | |
| 3 | | |
| 4 | | |
| 5 | | |
| TOTAL | | 0 |

ACTIVES – Application opened at least once during a month (average)



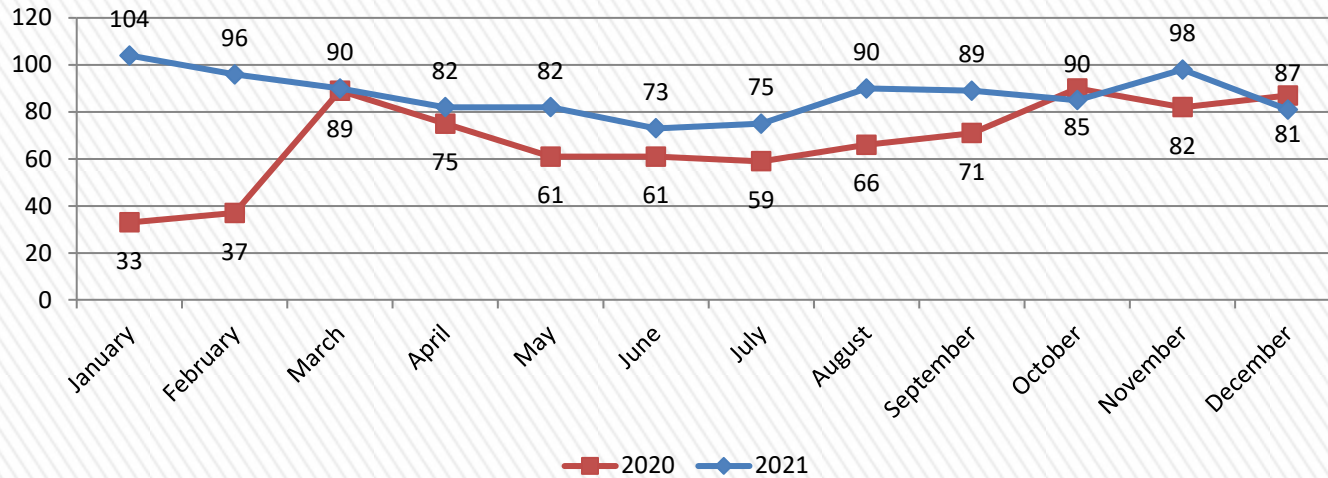
Android



| ANDROID - ACTIVES | | |
|-------------------|----------------|-------|
| 1 | Slovakia | 4.174 |
| 2 | Cechia | 155 |
| 3 | Austria | 48 |
| 4 | Germany | 33 |
| 5 | United Kingdom | 16 |
| TOTAL | | 4.508 |

geolocation of the app, which has been opened at least once in the last 30 days

Apple



| APPLE - ACTIVES | | |
|-----------------|----------|----|
| 1 | Slovakia | 81 |
| 2 | | |
| 3 | | |
| 4 | | |
| 5 | | |
| TOTAL | | 81 |

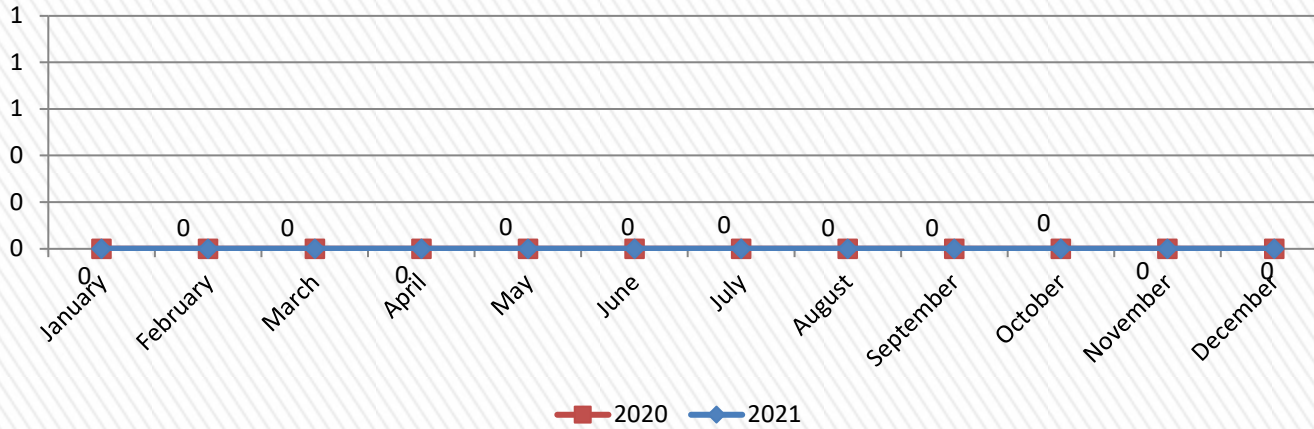
ACTIVES – Application opened at least once during a month (average)



SLOVAKIA (hun)

Data updated to 31/12/2021

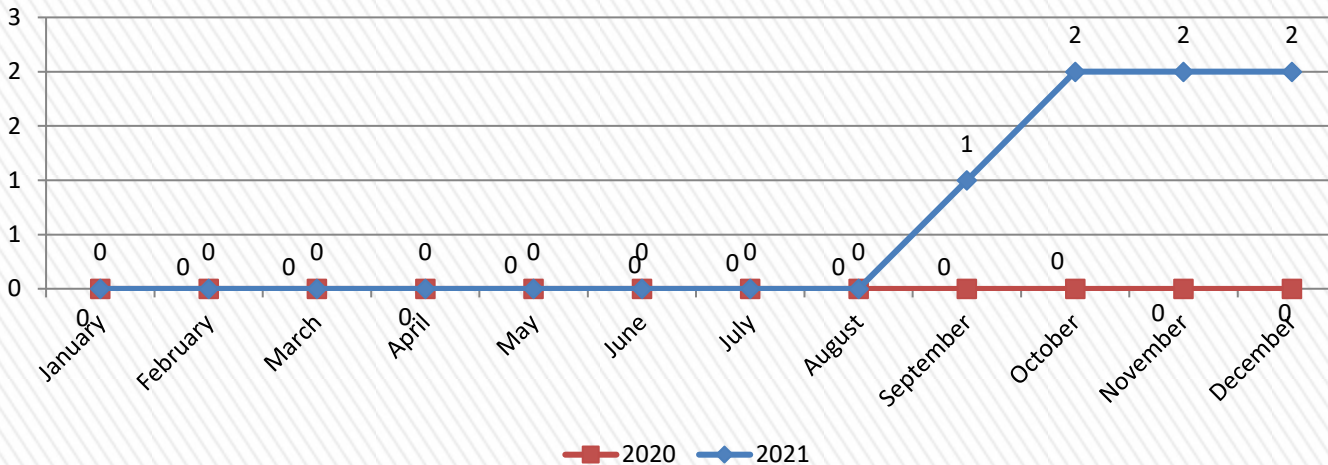
Android



| ANDROID - ACTIVES | |
|-------------------|----------|
| 1 | |
| 2 | |
| 3 | |
| 4 | |
| 5 | |
| TOTAL | 0 |

geolocation of the app, which has been opened at least once in the last 30 days

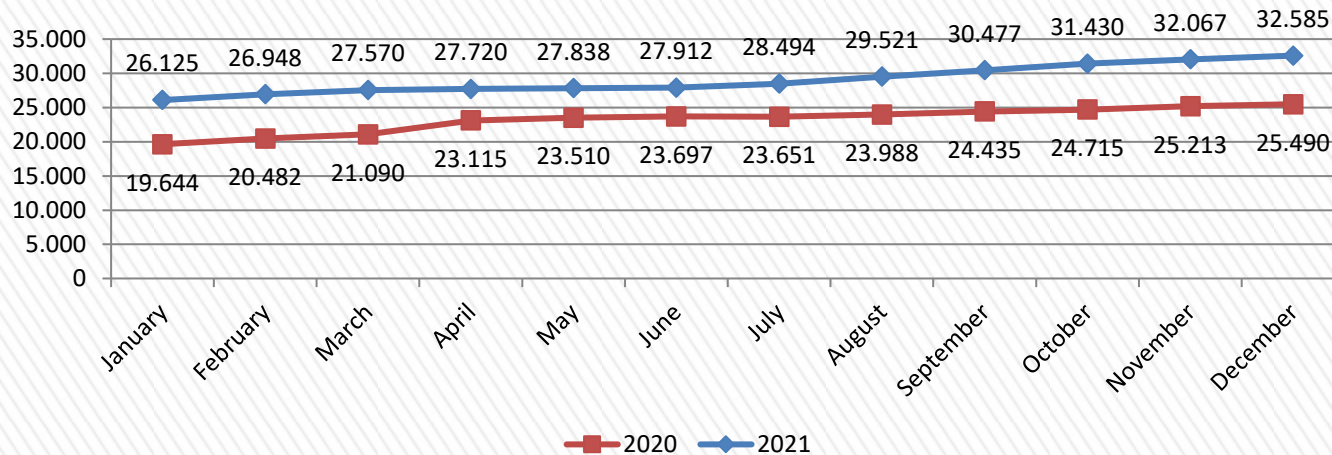
Apple



| APPLE - ACTIVES | | |
|-----------------|----------|----------|
| 1 | Slovakia | 2 |
| 2 | | |
| 3 | | |
| 4 | | |
| 5 | | |
| TOTAL | | 2 |

ACTIVES – Application opened at least once during a month (average)

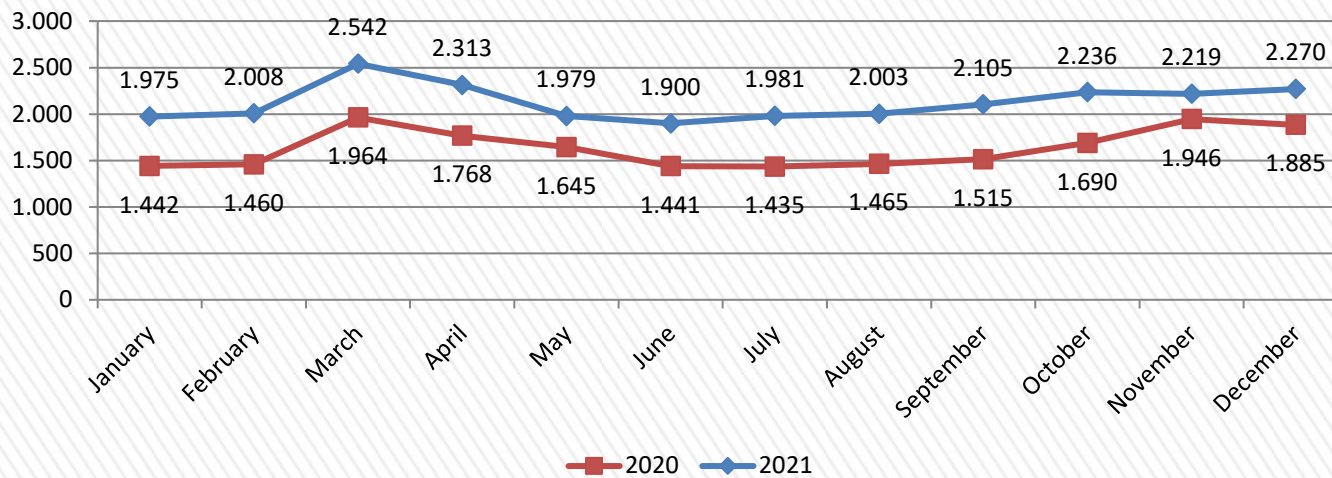
Android



| ANDROID - ACTIVES | | |
|-------------------|---------------|--------|
| 1 | Spain | 30.107 |
| 2 | Mexico | 344 |
| 3 | Colombia | 327 |
| 4 | United States | 266 |
| 5 | Perù | 148 |
| TOTAL | | 32.585 |

geolocation of the app,
which has been opened at
least once in the last 30
days

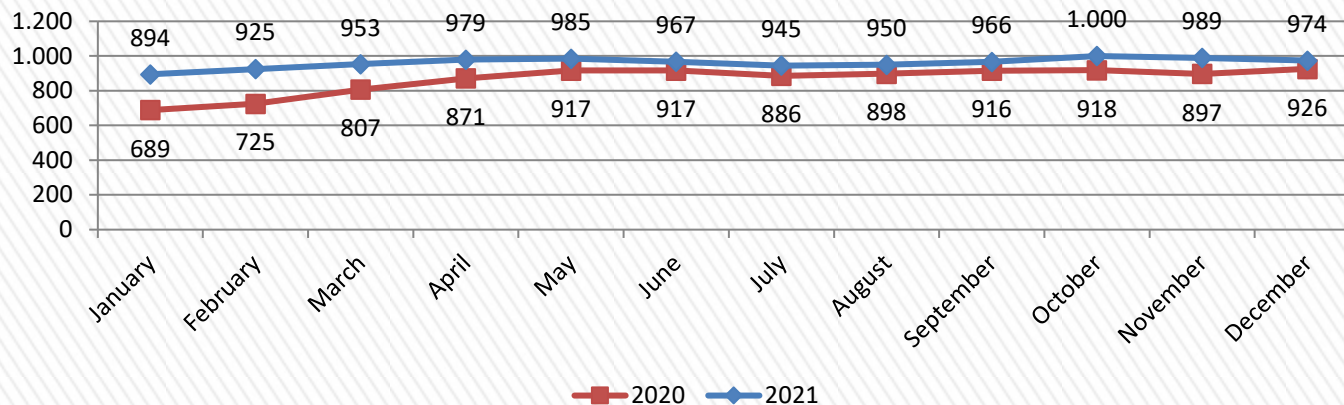
Apple



| APPLE - ACTIVES | | |
|-----------------|---------------|-------|
| 1 | Spain | 2.233 |
| 2 | Mexico | 25 |
| 3 | France | 2 |
| 4 | United States | 2 |
| 5 | Canada | 1 |
| TOTAL | | 2.270 |

ACTIVES – Application opened at least once during a month (average)

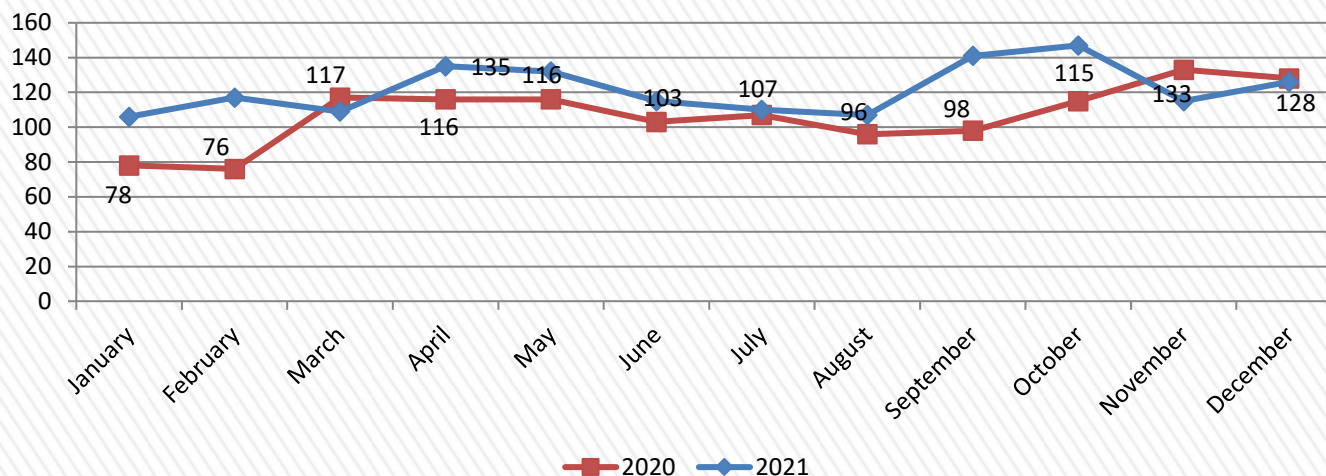
Android



| ANDROID - ACTIVES | | |
|-------------------|-------------|-----|
| 1 | Switzerland | 806 |
| 2 | Germany | 105 |
| 3 | Austria | 25 |
| 4 | Spain | 7 |
| 5 | Italy | 4 |
| TOTAL | | 974 |

geolocation of the app, which has been opened at least once in the last 30 days

Apple



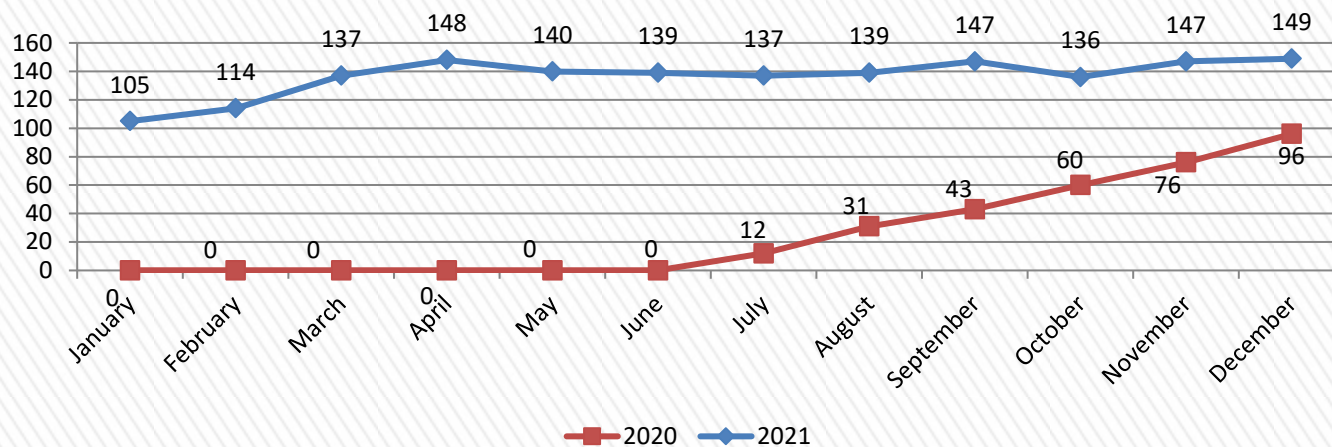
| APPLE - ACTIVES | | |
|-----------------|-------------|-----|
| 1 | Switzerland | 126 |
| 2 | | |
| 3 | | |
| 4 | | |
| 5 | | |
| TOTAL | | 126 |

ACTIVES – Application opened at least once during a month (average)

SWITZERLAND - french

Data updated to 31/12/2021

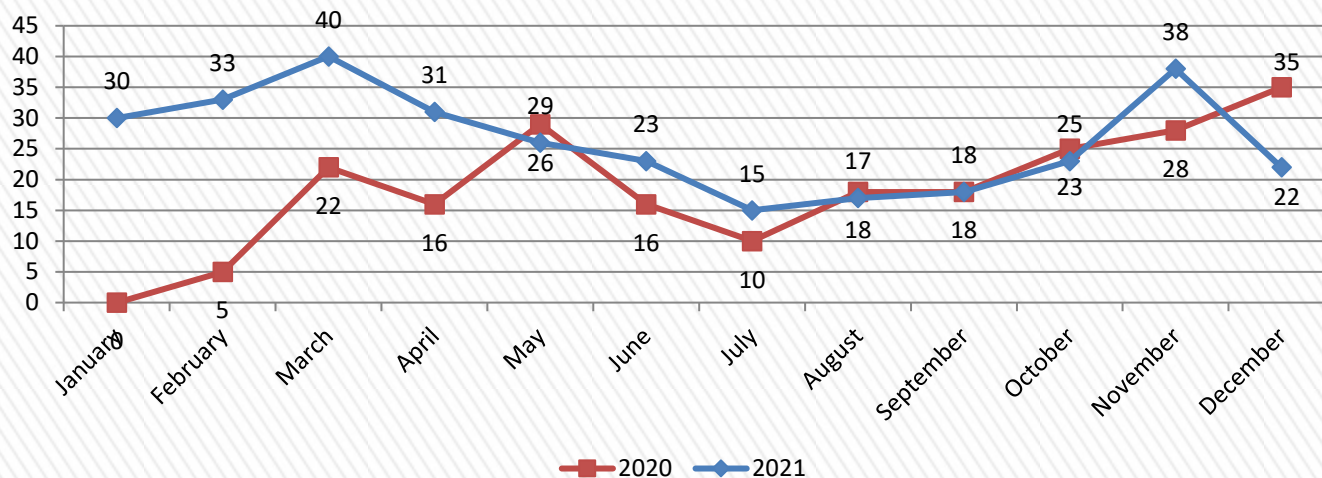
Android



| ANDROID - ACTIVES | | |
|-------------------|-------------|-----|
| 1 | Switzerland | 116 |
| 2 | France | 8 |
| 3 | Belgium | 4 |
| 4 | Italy | 4 |
| 5 | Camerun | 2 |
| TOTAL | | 149 |

geolocation of the app,
which has been opened at
least once in the last 30
days

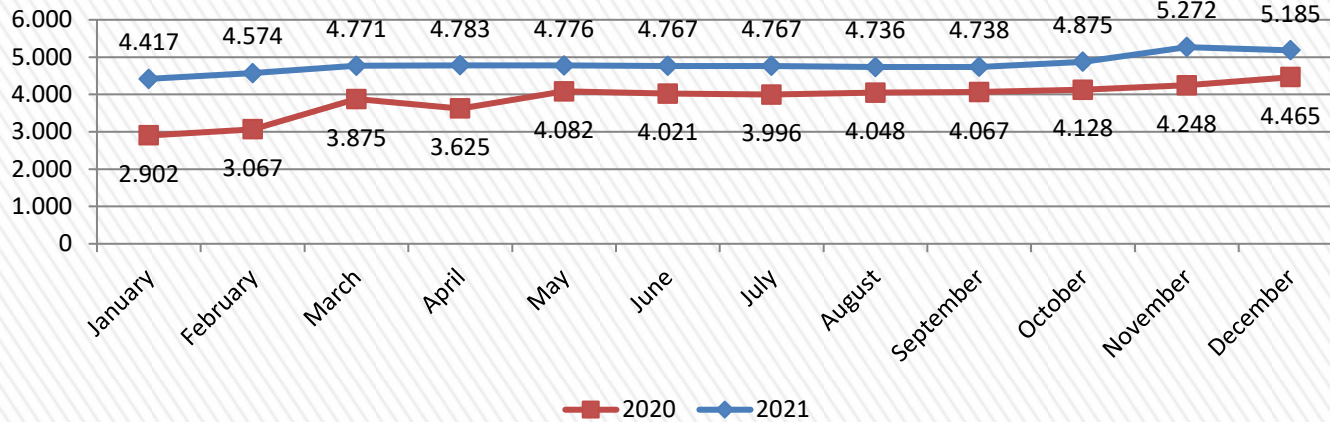
Apple



| APPLE - ACTIVES | | |
|-----------------|-------------|----|
| 1 | Switzerland | 22 |
| 2 | | |
| 3 | | |
| 4 | | |
| 5 | | |
| TOTAL | | 22 |

ACTIVES – Application opened at least once during a month (average)

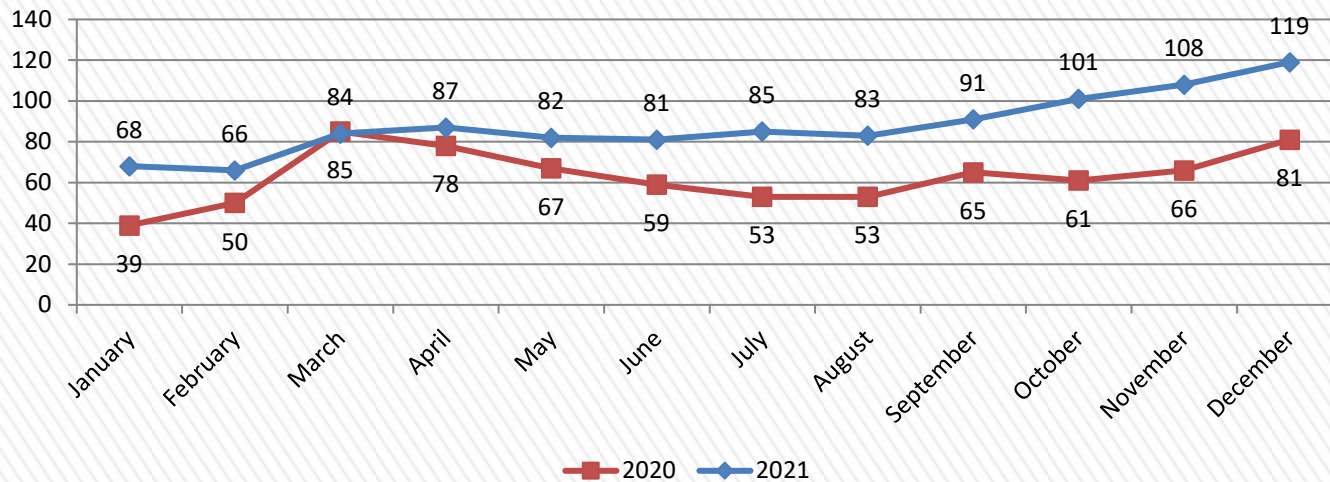
Android



| ANDROID - ACTIVES | | |
|-------------------|---------|--------------|
| 1 | Ukraine | 4.600 |
| 2 | Poland | 149 |
| 3 | Italy | 86 |
| 4 | Russia | 47 |
| 5 | Spain | 45 |
| TOTAL | | 5.185 |

geolocation of the app,
which has been opened at
least once in the last 30
days

Apple



| APPLE - ACTIVES | | |
|-----------------|---------|------------|
| 1 | Ukraine | 119 |
| 2 | | |
| 3 | | |
| 4 | | |
| 5 | | |
| TOTAL | | 119 |

ACTIVES – Application opened at least once during a month (average)