



# APP REPORT 2020

# Actives Apps APPLE - Radio Maria in the World



App Store

1.		ITALY	1.894	22.		UKRAINE	63	43.		KENYA	12
2.		SPAIN	1.638	23.		BELGIUM	61	44.		ENGLAND	10
3.		USA - Spanish	715	24.		KOSOVO	60	45.		RUSSIA	9
4.		ALBANIA	685	25.		CHILE	58	46.		URUGUAY	8
5.		GERMANY	637	26.		CANADA	51	47.		MOZAMBIQUE	8
6.		MEXICO	264	27.		TANZANIA	49	48.		BRAZIL	8
7.		FRANCE	237	28.		PARAGUAY	41	49.		LESOTHO	7
8.		USA	216	29.		INDONESIA	33	50.		NAZARETH	7
9.		ARGENTINA	213	30.		ROMANIA (Hun)	28	51.		BOLIVIA	5
10.		IRELAND	160	31.		HUNGARY	23	52.		DOMINICAN REP.	4
11.		PERU	132	32.		ITALY - SOUTH TIROL	22	53.		BOSNIA HERZ.	3
12.		RADIO MARIAM	130	33.		UGANDA	21	54.		HONDURAS	3
13.		ECUADOR	129	34.		LATVIA	20	55.		INDIA	3
14.		COLOMBIA	127	35.		SWITZERLAND (Fre)	20	56.		MACAU	3
15.		COSTA RICA	111	36.		EL SALVADOR	20	57.		USA - Italian	3
16.		SWITZERLAND	107	37.		VENEZUELA	20	58.		ARMENIA	3
17.		GUATEMALA	84	38.		CROATIA	19	59.		MALAWI	2
18.		IRAQ	81	39.		PHILIPPINES	19	60.		RWANDA	2
19.		NICARAGUA	70	40.		ANGOLA	18	61.		TAN - MBIU	2
20.		LITHUANIA	69	41.		DEM. REP. CONGO	18	62.		SERBIA (Hun)	1
21.		SLOVAKIA	68	42.		BELARUS	17	63.		SIERRA LEONE	1

**Monthly Actives Users (MAU):** the number of unique users that opened the app at least once per month



# Actives Apps ANDROID - Radio Maria in the World



Google play

1.		ITALY	31.999	24.		ROMANIA (Hun)	1.480	47.		BOLIVIA	479
2.		SPAIN	23.253	25.		COSTA RICA	1.398	48.		MOZAMBIQUE	461
3.		ARGENTINA	14.036	26.		RWANDA	1.274	49.		ANGOLA	458
4.		GERMANY	9.908	27.		LITHUANIA	1.231	50.		MALTA	427
5.		MEXICO	6.336	28.		PANAMA	1.180	51.		VENEZUELA	413
6.		TANZANIA	6.298	29.		RADIO MARIAM	1.116	52.		ITALY - SOUTH TIROL	310
7.		PERU	6.068	30.		EL SALVADOR	1.069	53.		INDIA	291
8.		FRANCE	4.691	31.		USA - Spanish	1.008	54.		DOMINICAN REP.	250
9.		ALBANIA	4.329	32.		HUNGARY	937	55.		BOSNIA HERZ.	247
10.		TOGO	4.249	33.		KENYA	929	56.		MADAGASCAR	247
11.		UKRAINE	3.877	34.		ZAMBIA	901	57.		MACEDONIA	190
12.		DEM. REP. CONGO	3.828	35.		SWITZERLAND	864	58.		SERBIA	168
13.		SLOVAKIA	3.627	36.		LESOTHO	857	59.		SIERRA LEONE	163
14.		BURUNDI	3.055	37.		MALAWI	840	60.		SERBIA (Hun)	159
15.		UGANDA	2.668	38.		NICARAGUA	805	61.		TAN - MBIU	152
16.		IRELAND	2.578	39.		IRAQ	784	62.		HONDURAS	129
17.		INDONESIA	2.394	40.		USA	782	63.		RUSSIA	83
18.		BELARUS	2.114	41.		CHILE	727	64.		CANADA	76
19.		PARAGUAY	1.958	42.		KOSOVO	719	65.		MACAU	65
20.		ECUADOR	1.656	43.		LATVIA	714	66.		USA - Italian	58
21.		COLOMBIA	1.629	44.		BELGIUM	628	67.		SWITZERLAND (Fre)	53
22.		GUATEMALA	1.555	45.		PHILIPPINES	500	68.		ARMENIA	38
23.		CROATIA	1.518	46.		URUGUAY	490				





AFRICA



# Actives Apps - AFRICA



Google play

			2020	2019
1.		TANZANIA	6.298	5.359
2.		TOGO	4.259	1.675
3.		DEM. REP. CONGO	3.828	1.632
4.		BURUNDI	3.055	1.736
5.		UGANDA	2.668	930
6.		RWANDA	1.274	290
7.		KENYA	929	
8.		ZAMBIA	901	292
9.		LESOTHO	857	364
10.		MALAWI	840	412
11.		MOZAMBIQUE	461	96
12.		ANGOLA	458	105
13.		MADAGASCAR	247	127
14.		SIERRA LEONE	163	51
15.		TAN - MBIU	152	64
16.		BURKINA FASO		
17.		CAMEROON		
18.		CENTRAL AFR. REP.		
19.		EQ. GUINEA		
20.		GABON		
21.		IVORY COAST		
22.		LIBERIA		
23.		REPUBLIC CONGO		
24.		REPUBLIC GUINEA		

			2020	2019
1.		TANZANIA	49	25
2.		UGANDA	21	7
3.		ANGOLA	18	6
4.		DEM. REP. CONGO	18	9
5.		KENYA	12	3
6.		MOZAMBIQUE	8	1
7.		LESOTHO	7	0
8.		MALAWI	2	2
9.		RWANDA	2	1
10.		TAN - MBIU	2	1
11.		SIERRA LEONE	1	2
12.		MADAGASCAR	0	1
13.		TOGO		0
14.		BURKINA FASO		
15.		BURUNDI		
16.		CAMEROON		
17.		CENTRAL AFR. REP.		
18.		EQ. GUINEA		
19.		GABON		
20.		IVORY COAST		
21.		LIBERIA		
22.		REPUBLIC CONGO		
23.		REPUBLIC GUINEA		
24.		ZAMBIA		



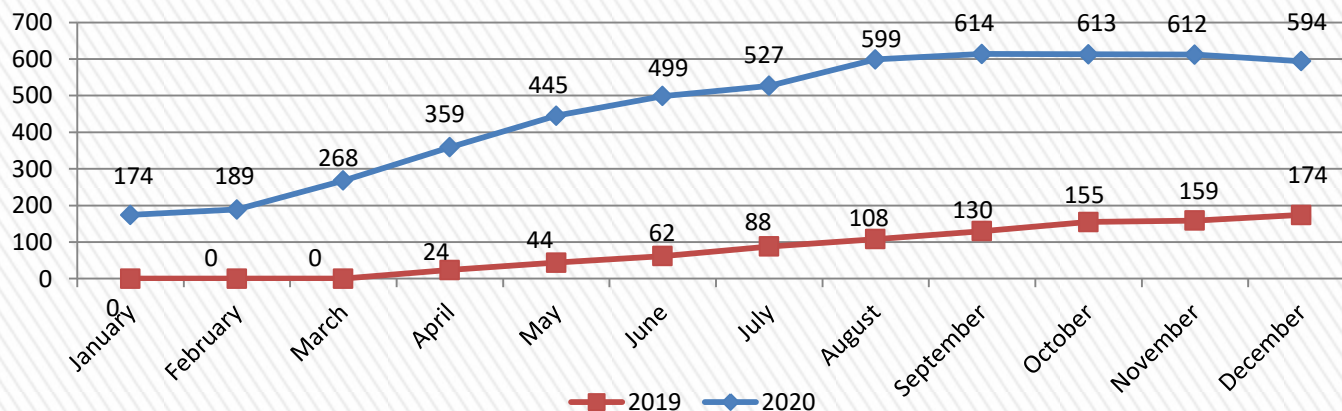
App Store

Monthly Active Users (MAU): the number of unique users that opened the app at least once per month





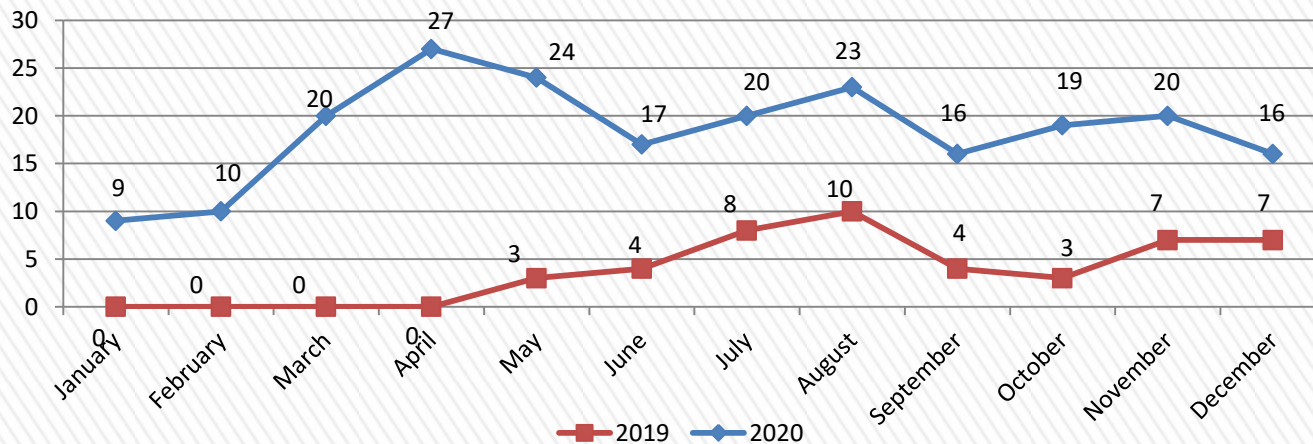
## Android



ANDROID - ACTIVES		
1	Angola	498
2	Portugal	34
3	Italy	8
4	Brazil	7
5	United Kingdom	5
TOTAL		594

geolocation of the app, which has been opened at least once in the last 30 days

## Apple

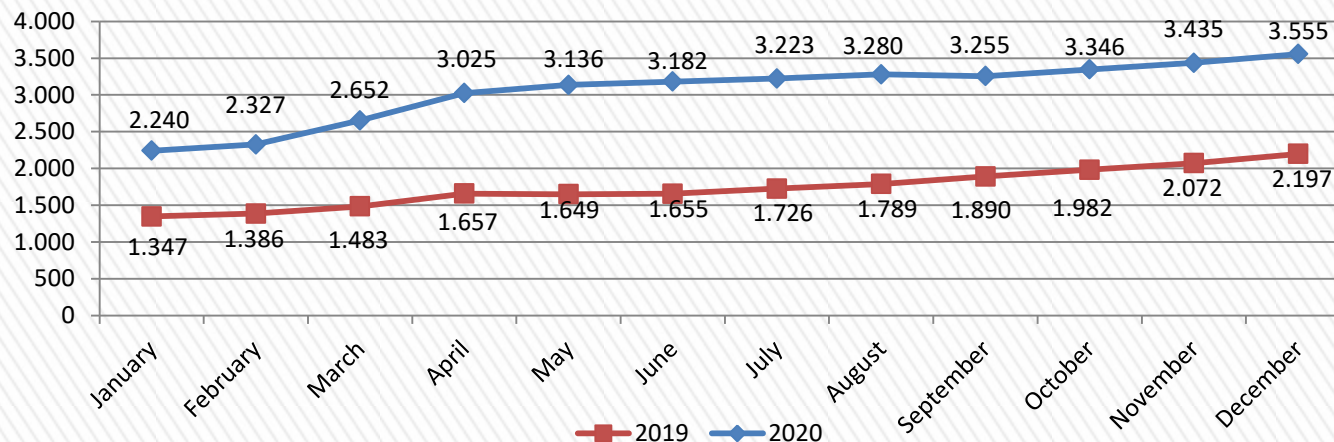


APPLE - ACTIVES		
1	Angola	16
2		
3		
4		
5		
TOTAL		16

ACTIVES – Application opened at least once during a month (average)



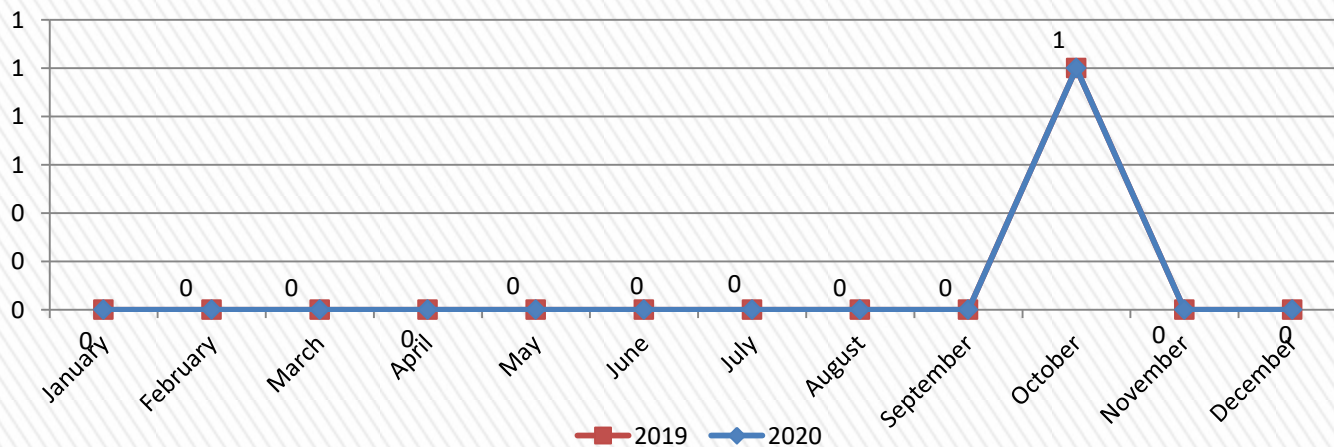
## Android



ANDROID - ACTIVES		
1	Burundi	1.769
2	Belgium	221
3	Canada	195
4	Zambia	162
5	United States	118
<b>TOTAL</b>		<b>3.555</b>

geolocation of the app, which has been opened at least once in the last 30 days

## Apple

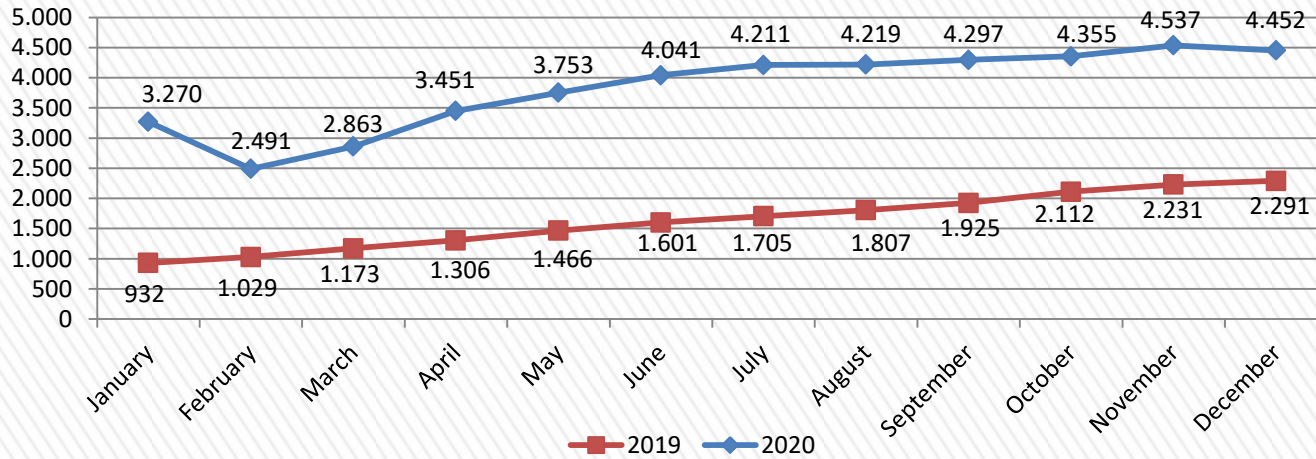


APPLE - ACTIVES		
1		0
2		
3		
4		
5		
<b>TOTAL</b>		<b>0</b>

**ACTIVES** – Application opened at least once during a month (average)



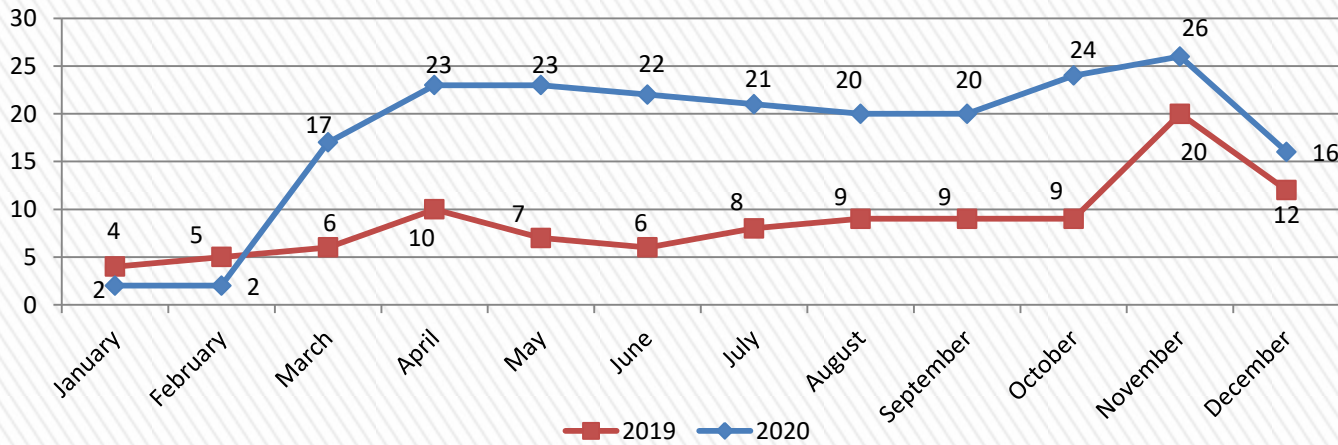
## Android



ANDROID - ACTIVES		
1	DR Congo	1.865
2	France	879
3	Belgium	546
4	United States	178
5	United Kingdom	125
TOTAL		4.452

geolocation of the app, which has been opened at least once in the last 30 days

## Apple

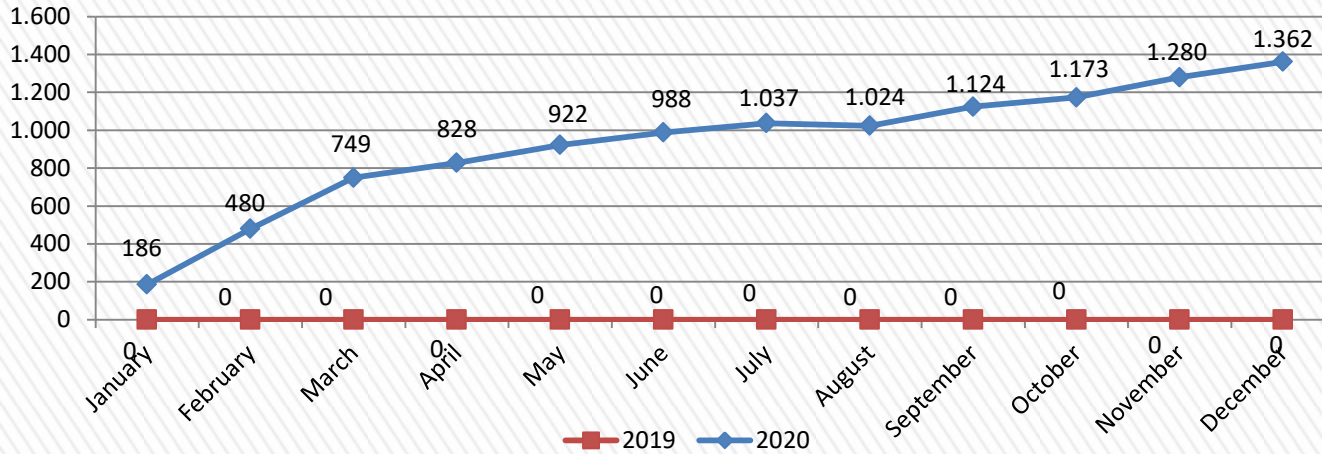


APPLE - ACTIVES		
1	DR Congo	16
2		
3		
4		
5		
TOTAL		16

ACTIVES – Application opened at least once during a month (average)



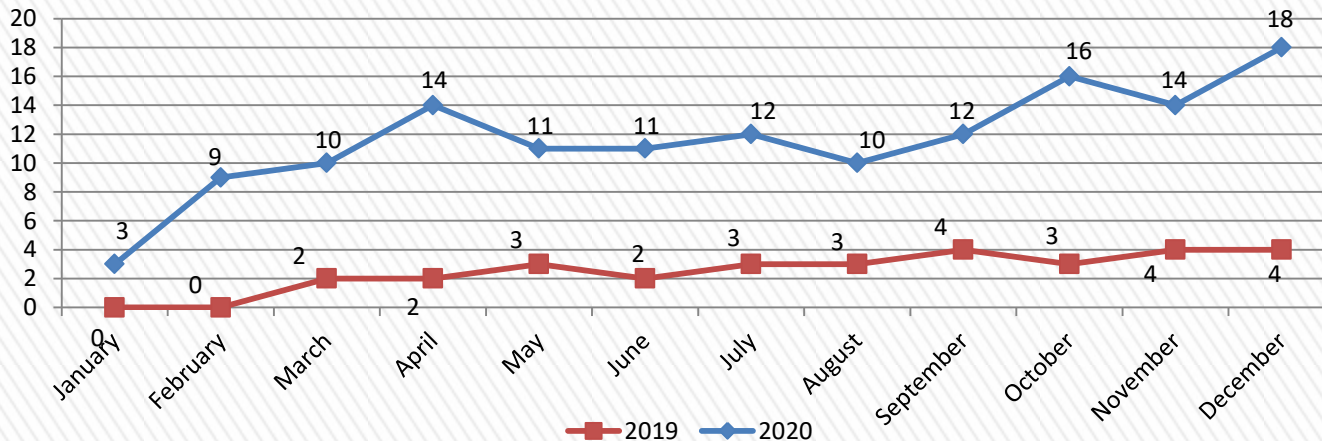
## Android



ANDROID - ACTIVES		
1	Kenya	1,216
2	United States	25
3	Tanzania	17
4	Saudi Arabia	10
5	Germany	9
TOTAL		1,362

geolocation of the app, which has been opened at least once in the last 30 days

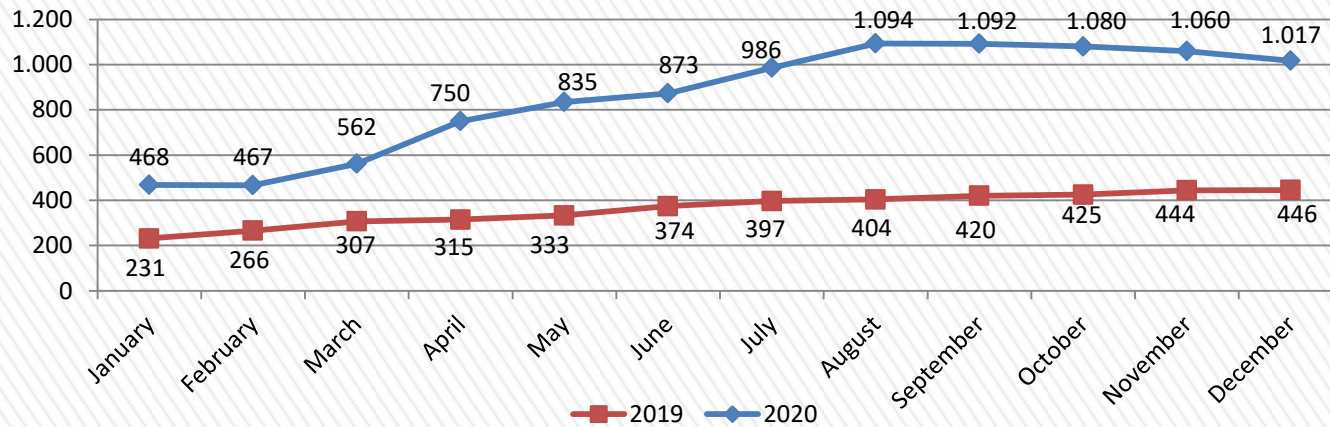
## Apple



APPLE - ACTIVES		
1	Kenya	8
2	Italy	1
3	United States	1
4		
5		
TOTAL		18

ACTIVES – Application opened at least once during a month (average)

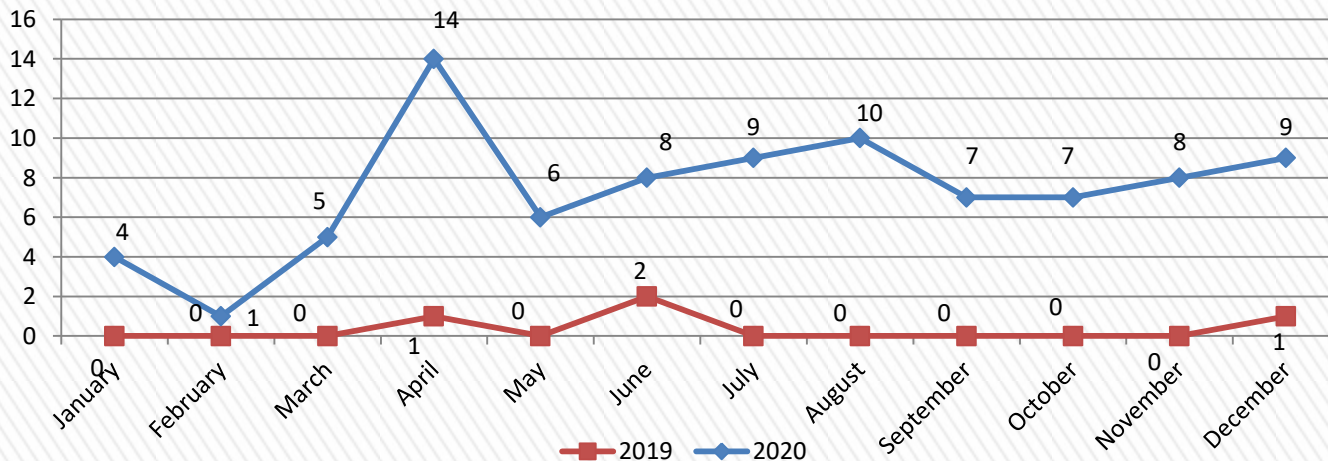
## Android



ANDROID - ACTIVES		
1	<b>Lesotho</b>	951
2	<b>South Africa</b>	317
3	<b>Botswana</b>	38
4	<b>United Kingdom</b>	24
5	<b>Kenya</b>	5
<b>TOTAL</b>		<b>1.017</b>

geolocation of the app, which has been opened at least once in the last 30 days

## Apple



APPLE - ACTIVES		
1	<b>South Africa</b>	9
2		
3		
4		
5		
<b>TOTAL</b>		<b>9</b>

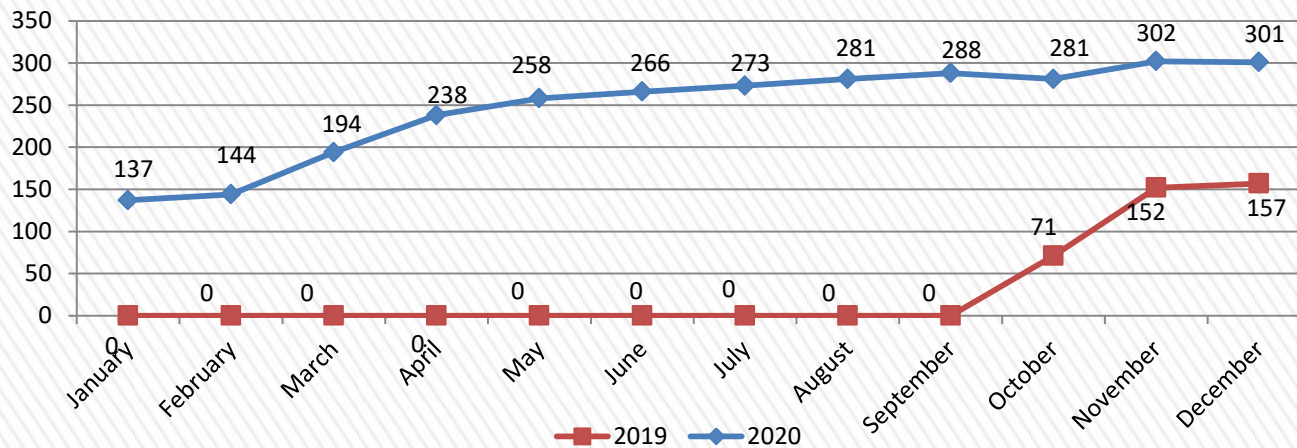
**ACTIVES** – Application opened at least once during a month (average)



# MADAGASCAR

Data updated to 31/12/2019

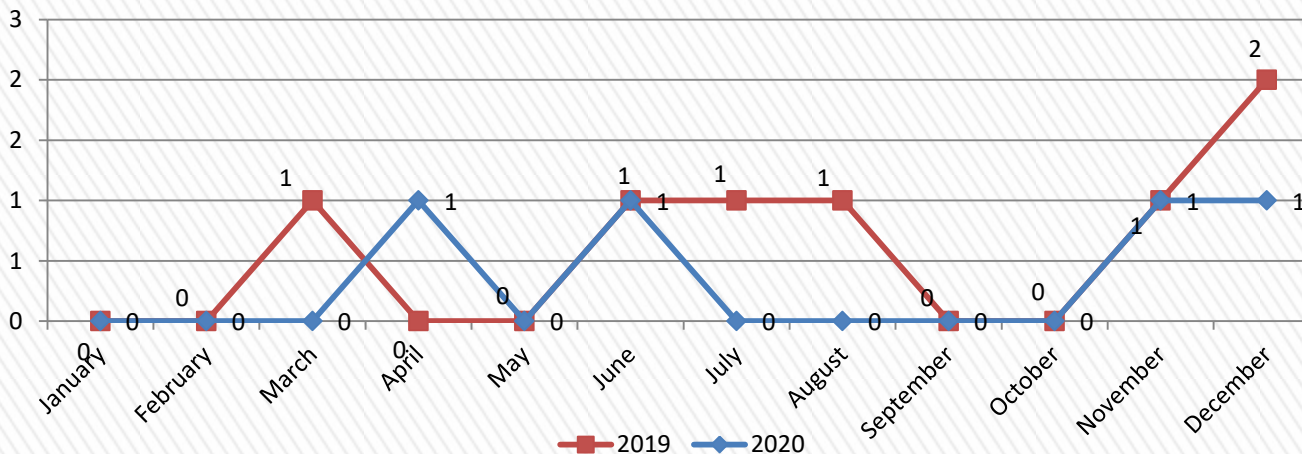
## Android



ANDROID - ACTIVES		
1	Madagascar	138
2	Italy	56
3	France	34
4	Kuwait	20
5	Mauritius	14
<b>TOTAL</b>		<b>301</b>

geolocation of the app, which has been opened at least once in the last 30 days

## Apple

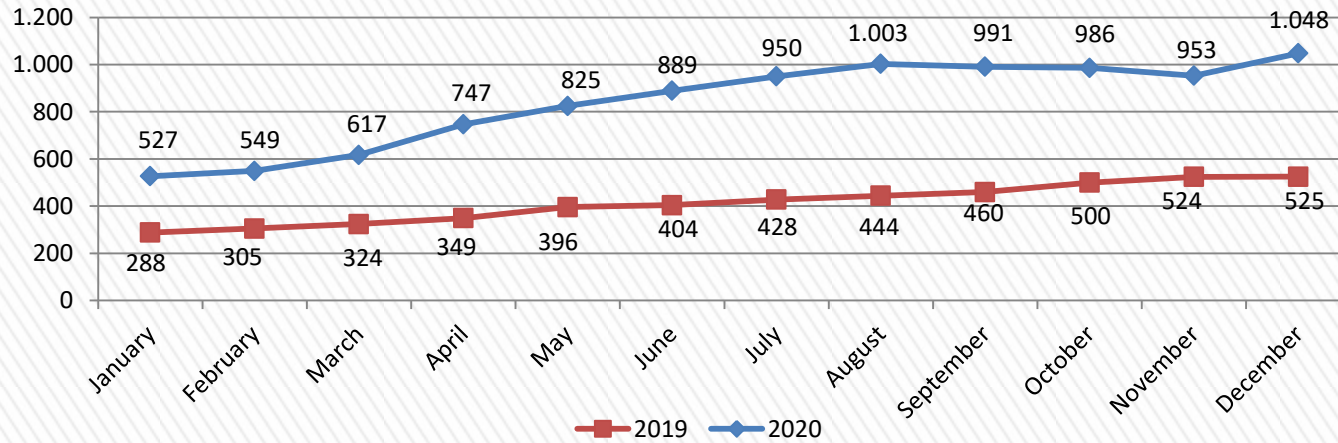


APPLE - ACTIVES		
1	Madagascar	1
2		
3		
4		
5		
<b>TOTAL</b>		<b>1</b>

ACTIVES – Application opened at least once during a month (average)



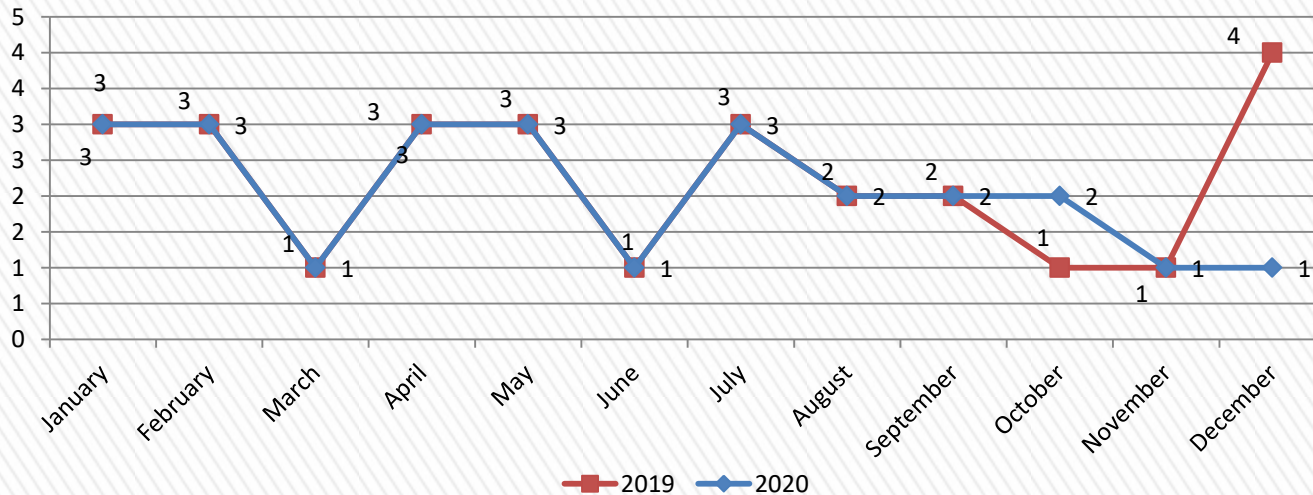
## Android



ANDROID - ACTIVES		
1	South Africa	352
2	Malawi	345
3	Mozambique	163
4	Zambia	44
5	United States	32
<b>TOTAL</b>		<b>1,048</b>

geolocation of the app, which has been opened at least once in the last 30 days

## Apple



APPLE - ACTIVES		
1	Malawi	1
2		
3		
4		
5		
<b>TOTAL</b>		<b>1</b>

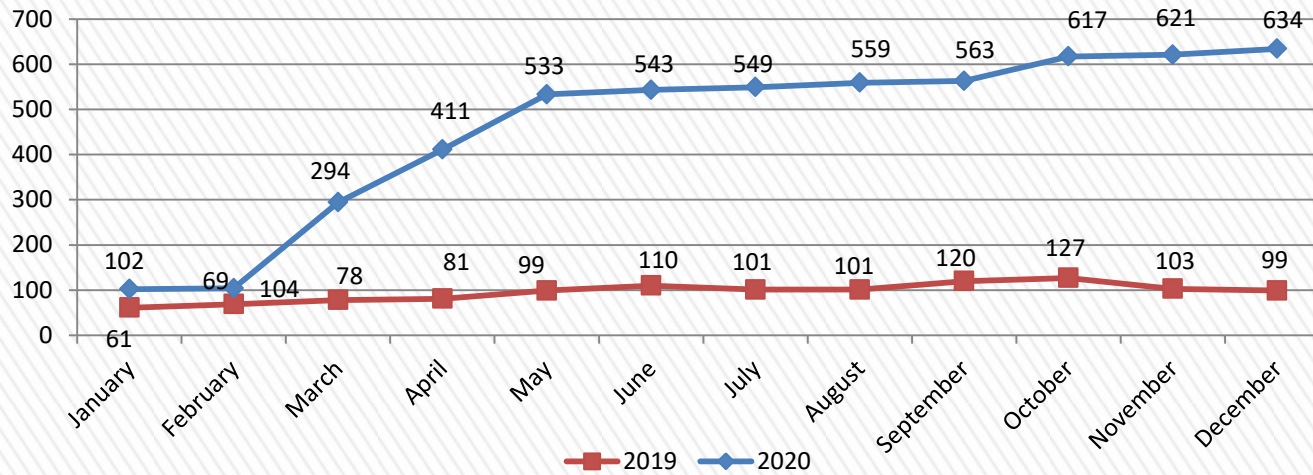
**ACTIVES** – Application opened at least once during a month (average)



# MOZAMBIQUE

Data updated to 31/12/2020

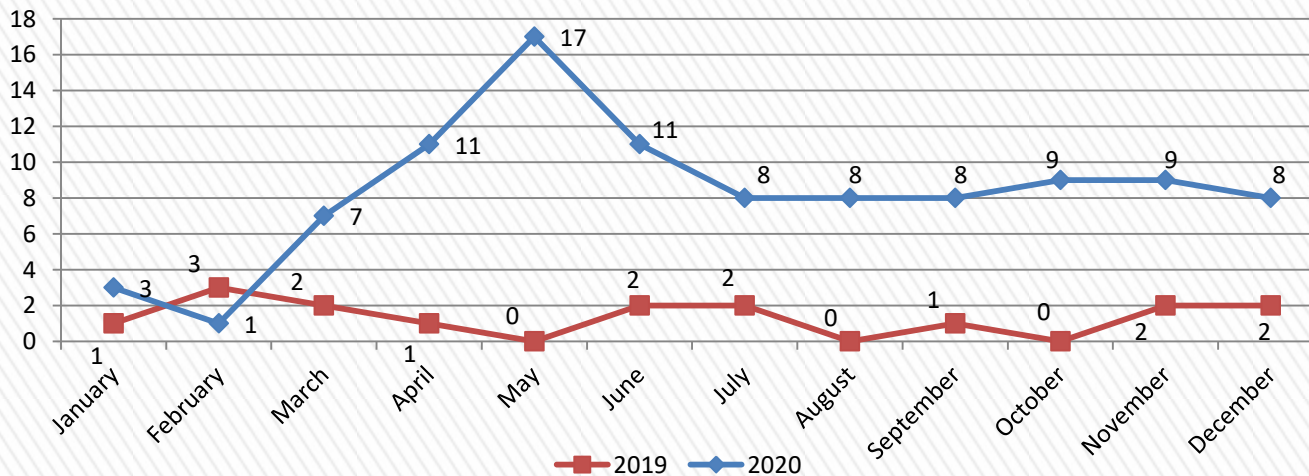
## Android



ANDROID - ACTIVES		
1	Mozambique	597
2	South Africa	18
3	Brazil	4
4	France	4
5	Switzerland	3
<b>TOTAL</b>		<b>634</b>

geolocation of the app, which has been opened at least once in the last 30 days

## Apple

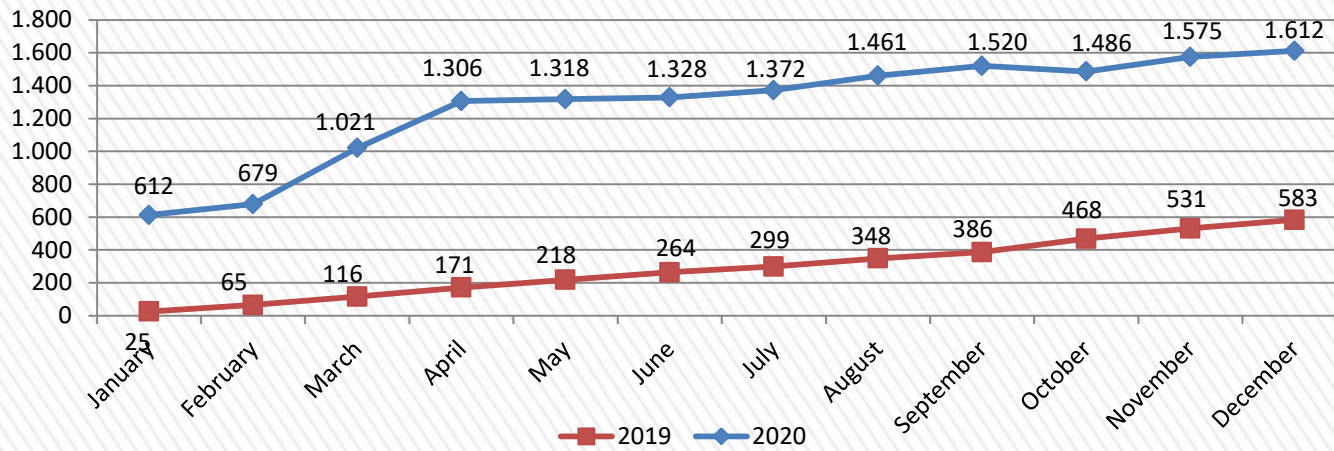


APPLE - ACTIVES		
1	Mozambique	8
2		
3		
4		
5		
<b>TOTAL</b>		<b>8</b>

**ACTIVES** – Application opened at least once during a month (average)



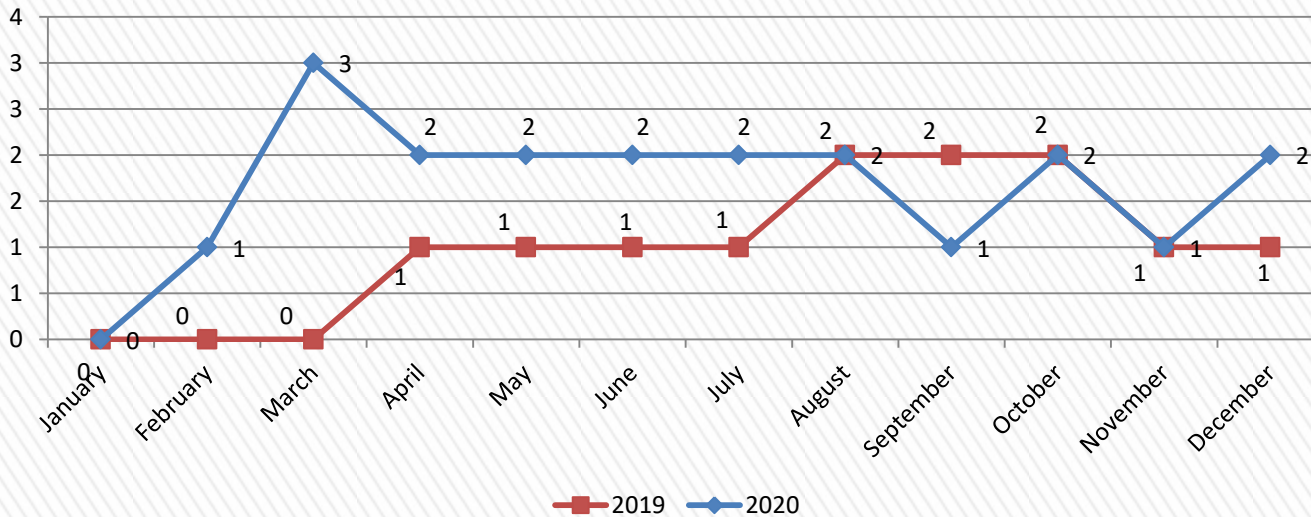
## Android



ANDROID - ACTIVES		
1	Rwanda	994
2	Belgium	103
3	Burundi	62
4	United States	60
5	Zambia	44
<b>TOTAL</b>		<b>1.612</b>

geolocation of the app,  
which has been opened at  
least once in the last 30  
days

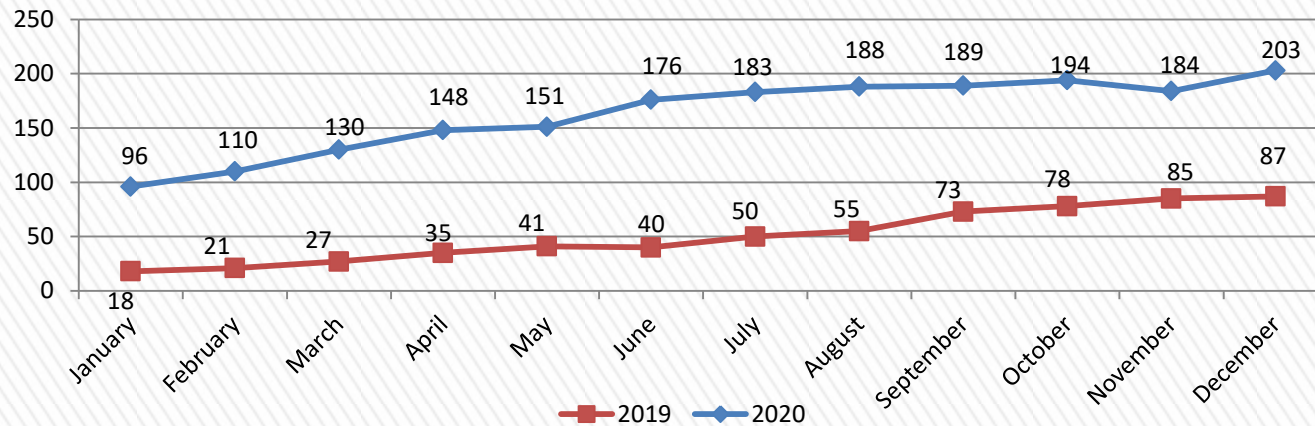
## Apple



APPLE - ACTIVES		
1	Kenya	1
2		
3		
4		
5		
<b>TOTAL</b>		<b>1</b>

**ACTIVES** – Application opened at least once during a month (average)

## Android

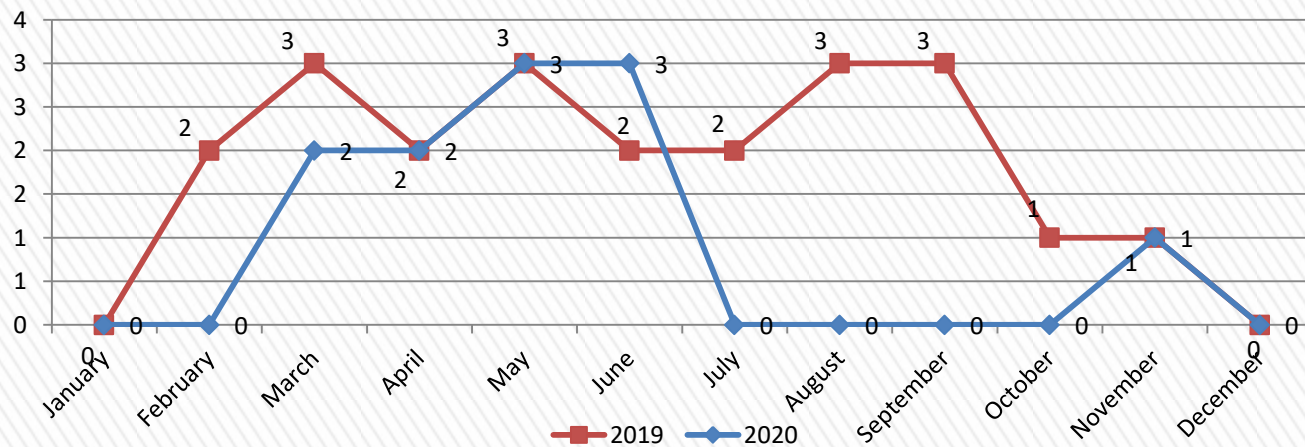


### ANDROID - ACTIVES

1	Sierra Leone	116
2	United States	29
3	United Kingdom	21
4	Gambia	4
5	Ireland	4
<b>TOTAL</b>		<b>203</b>

geolocation of the app,  
which has been opened at  
least once in the last 30  
days

## Apple



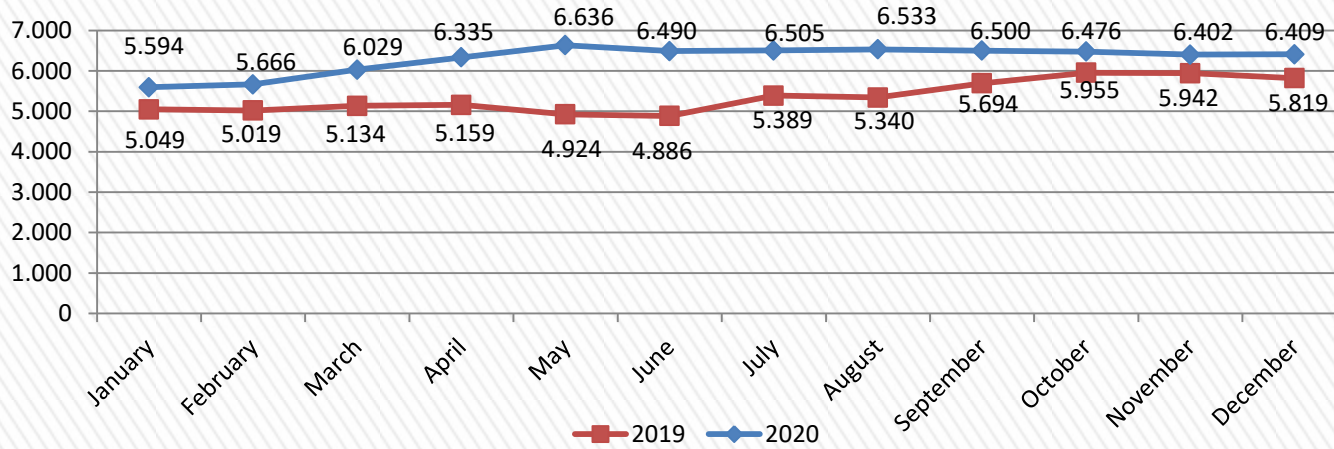
### APPLE - ACTIVES

1		0
2		
3		
4		
5		
<b>TOTAL</b>		<b>0</b>

**ACTIVES** – Application opened at least once during a month (average)



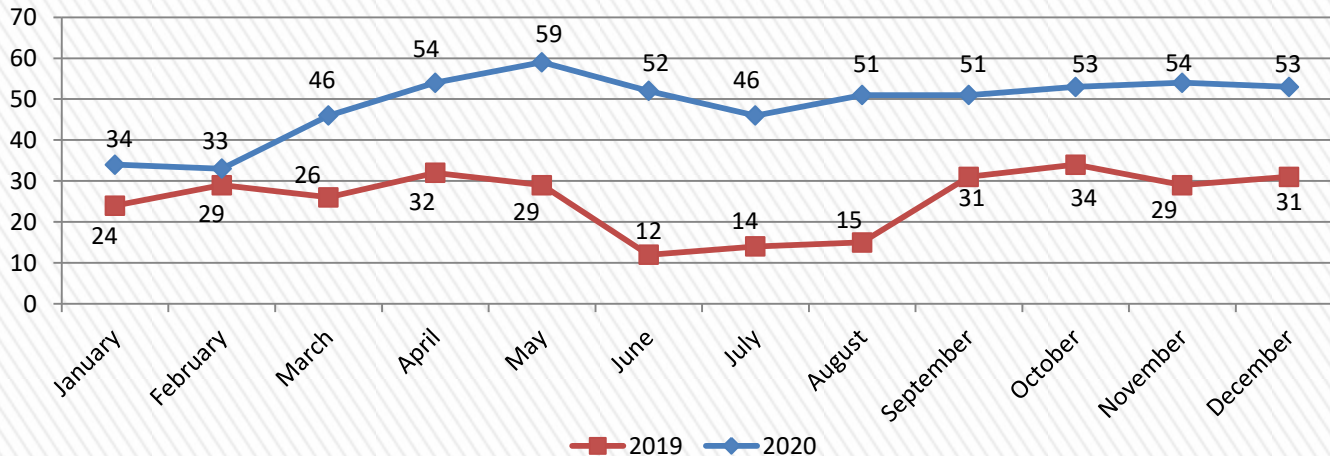
## Android



ANDROID - ACTIVES		
1	Tanzania	5,700
2	Kenya	197
3	United States	84
4	Italy	53
5	DR Congo	41
<b>TOTAL</b>		<b>6,409</b>

geolocation of the app, which has been opened at least once in the last 30 days

## Apple



APPLE - ACTIVES		
1	Tanzania	53
2		
3		
4		
5		
<b>TOTAL</b>		<b>53</b>

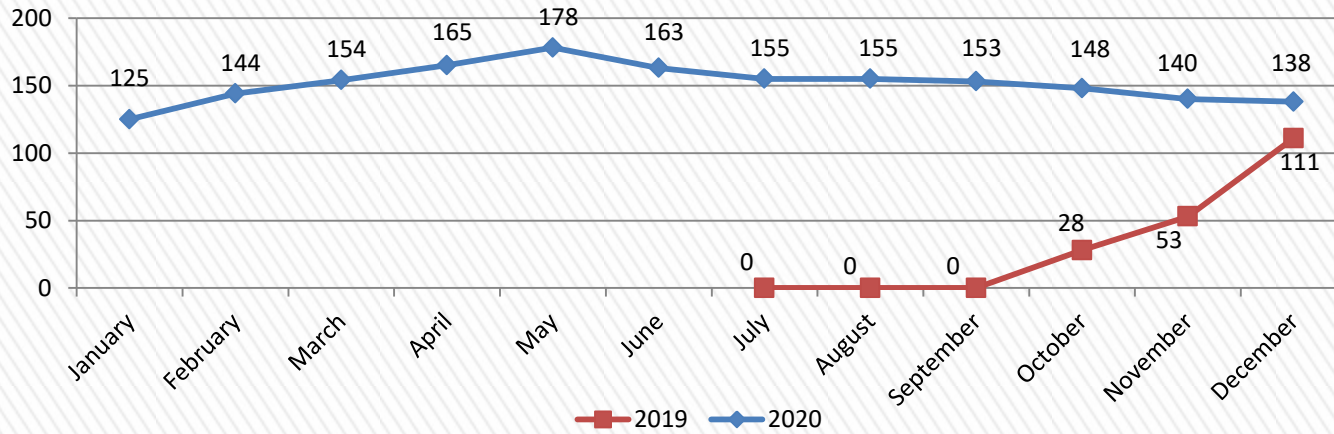
**ACTIVES** – Application opened at least once during a month (average)



# TANZANIA - MBIU

Data updated to 31/12/2020

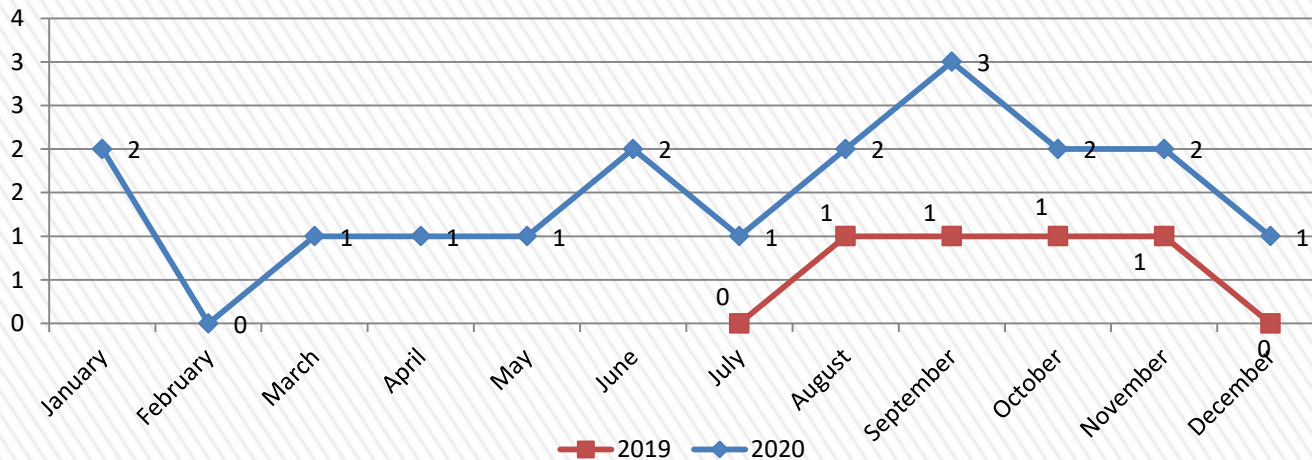
## Android



ANDROID - ACTIVES		
1	Tanzania	119
2	Burundi	2
3	Emir. Arab Un.	1
4	Albania	1
5	Argentina	1
TOTAL		138

geolocation of the app, which has been opened at least once in the last 30 days

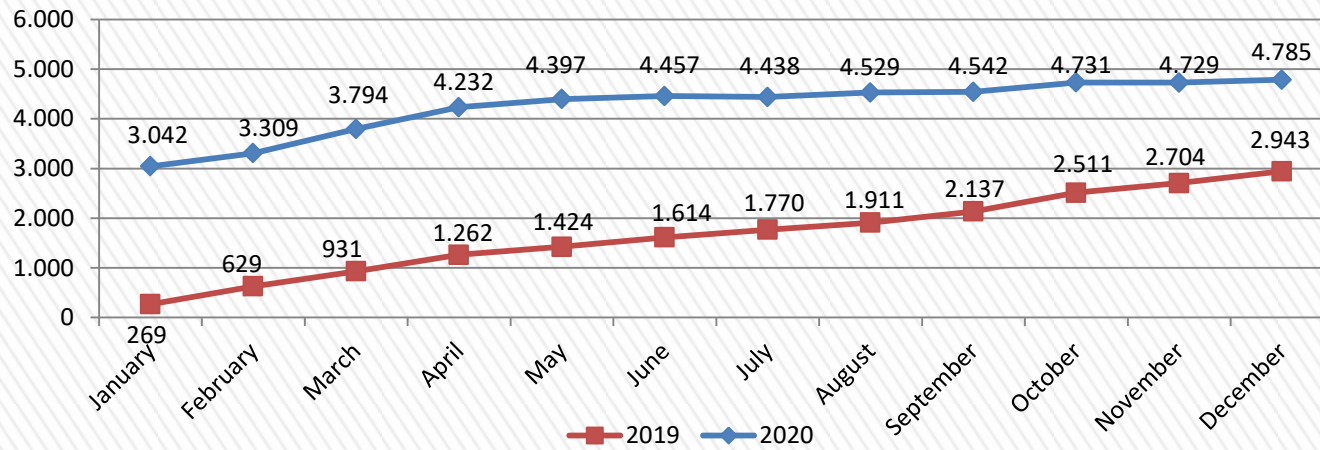
## Apple



APPLE - ACTIVES		
1	Tanzania	1
2		
3		
4		
5		
TOTAL		1

ACTIVES – Application opened at least once during a month (average)

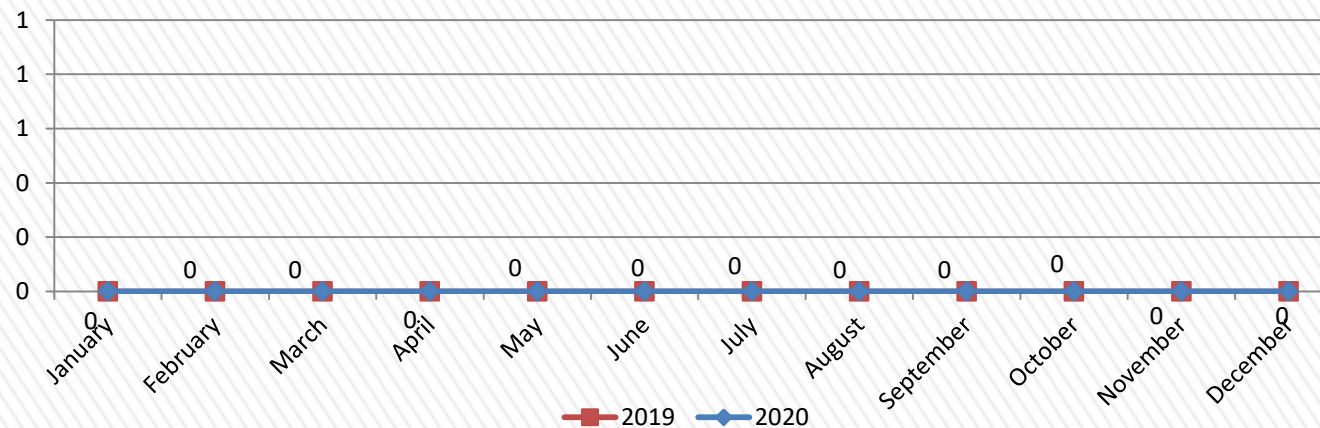
## Android



ANDROID - ACTIVES		
1	<b>Togo</b>	1.828
2	<b>France</b>	732
3	<b>United States</b>	635
4	<b>Germany</b>	202
5	<b>Ghana</b>	170
<b>TOTAL</b>		<b>4.785</b>

geolocation of the app,  
which has been opened at  
least once in the last 30  
days

## Apple

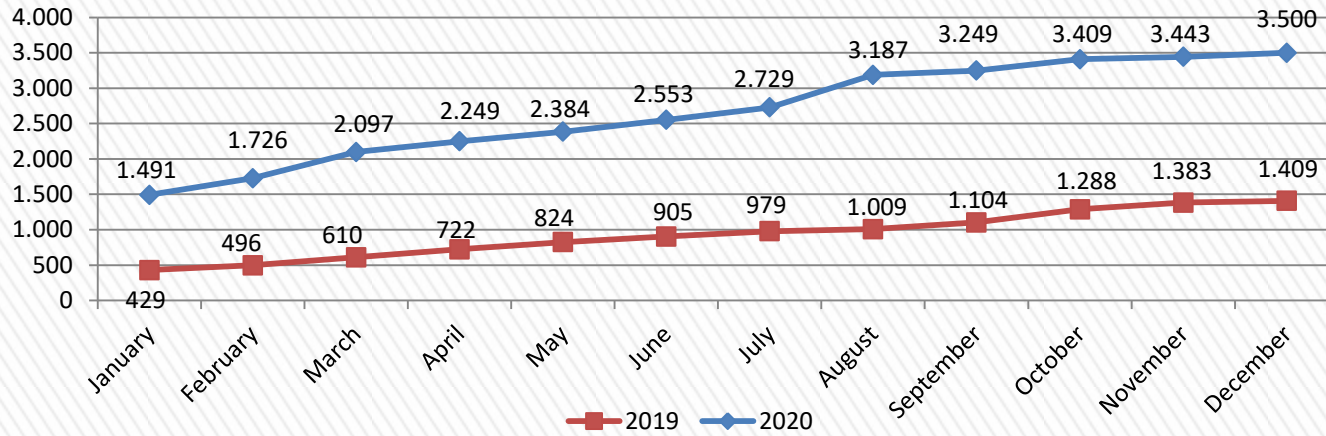


APPLE - ACTIVES		
1		0
2		
3		
4		
5		
<b>TOTAL</b>		<b>0</b>

**ACTIVES** – Application opened at least once during a month (average)



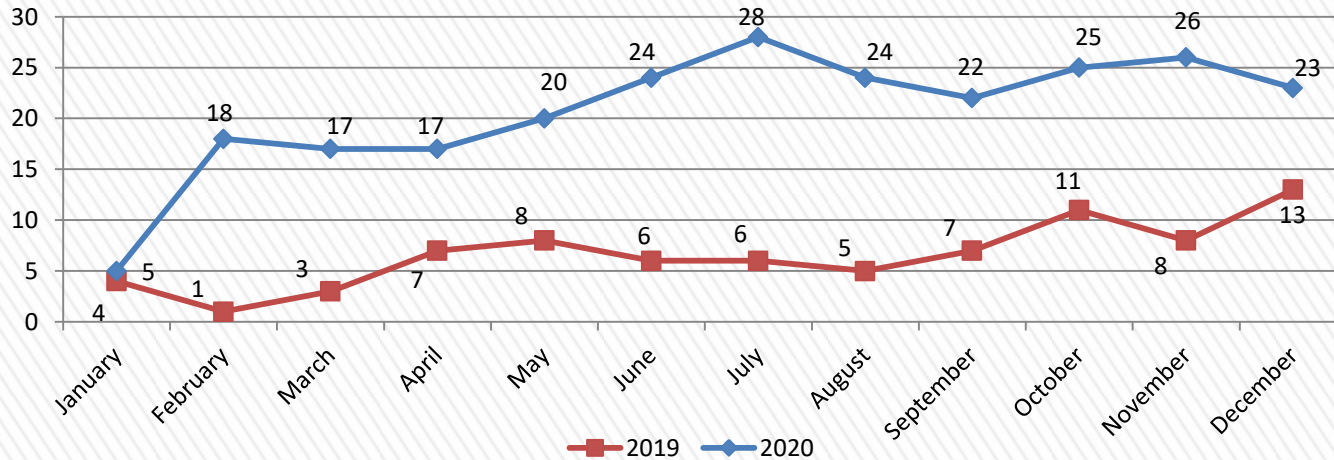
## Android



ANDROID - ACTIVES		
1	<b>Uganda</b>	1,969
2	<b>Saudi Arabia</b>	327
3	<b>Emir. Arab Un.</b>	220
4	<b>United States</b>	106
5	<b>France</b>	98
<b>TOTAL</b>		<b>3,500</b>

geolocation of the app, which has been opened at least once in the last 30 days

## Apple

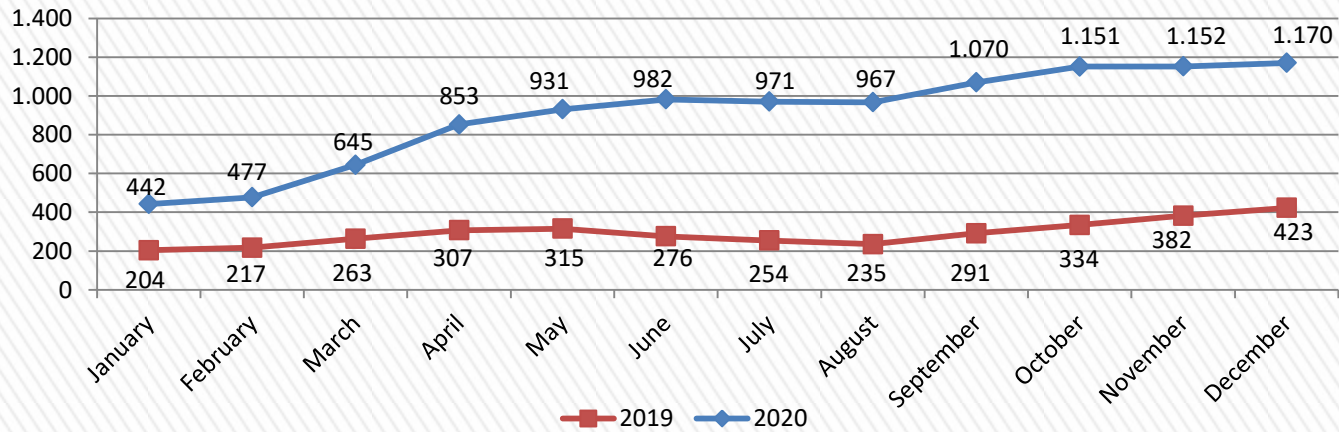


APPLE - ACTIVES		
1	<b>Uganda</b>	23
2		
3		
4		
5		
<b>TOTAL</b>		<b>23</b>

**ACTIVES** – Application opened at least once during a month (average)



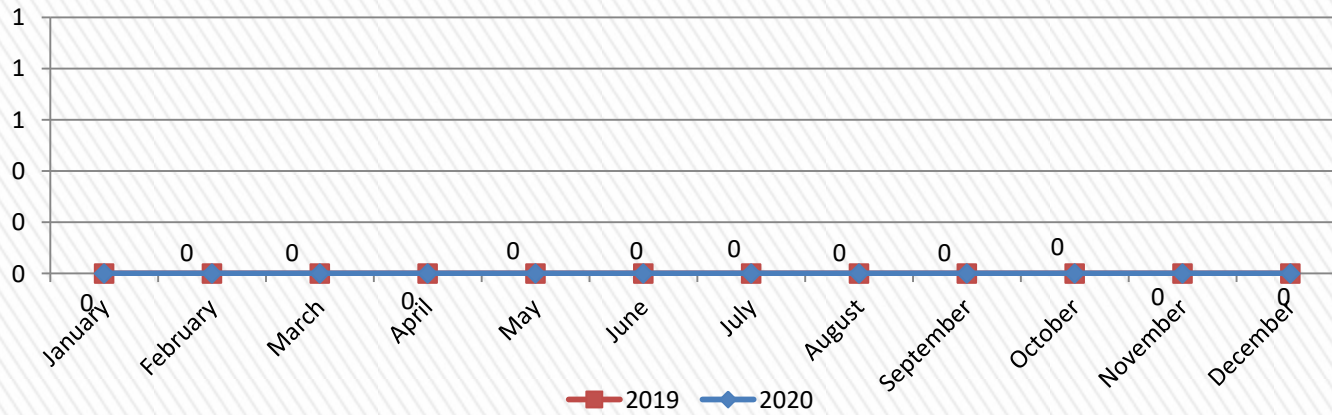
## Android



ANDROID - ACTIVES		
1	Zambia	1,034
2	South Africa	22
3	United States	21
4	United Kingdom	18
5	Mozambique	9
<b>TOTAL</b>		<b>1,170</b>

geolocation of the app, which has been opened at least once in the last 30 days

## Apple



APPLE - ACTIVES		
1		0
2		
3		
4		
5		
<b>TOTAL</b>		<b>0</b>

**ACTIVES** – Application opened at least once during a month (average)



AMERICA



# Actives Apps - AMERICA



Google play

			2020	2019
1.		ARGENTINA	14.036	13.044
2.		MEXICO	6.336	4.613
3.		PERU	6.068	3.261
4.		PARAGUAY	1.958	1.079
		ECUADOR	1.656	390
5.		COLOMBIA	1.629	317
6.		GUATEMALA	1.555	744
7.		COSTA RICA	1.398	625
8.		PANAMA	1.180	765
9.		EL SALVADOR	1.069	521
10.		USA - Spanish	1.008	139
11.		NICARAGUA	805	459
12.		USA	782	352
13.		CHILE	727	354
14.		URUGUAY	490	343
15.		BOLIVIA	479	257
16.		VENEZUELA	413	186
17.		DOMINICAN REP.	250	144
18.		HONDURAS	129	
19.		CANADA	76	164
20.		USA - Friends	58	42
21.		BRAZIL	0	

			2020	2019
1.		USA - Spanish	715	597
2.		MEXICO	264	186
3.		USA	216	83
4.		ARGENTINA	213	94
5.		PERU	132	86
6.		ECUADOR	129	71
7.		COLOMBIA	127	37
8.		COSTA RICA	111	69
9.		GUATEMALA	84	51
10.		NICARAGUA	70	45
11.		CHILE	58	26
12.		CANADA	51	44
13.		PARAGUAY	41	25
14.		EL SALVADOR	20	16
15.		VENEZUELA	20	19
16.		URUGUAY	8	6
17.		BRAZIL	8	4
18.		BOLIVIA	5	4
19.		DOMINICAN REP.	4	3
20.		HONDURAS	3	
21.		USA - Friends	3	3
		PANAMA		

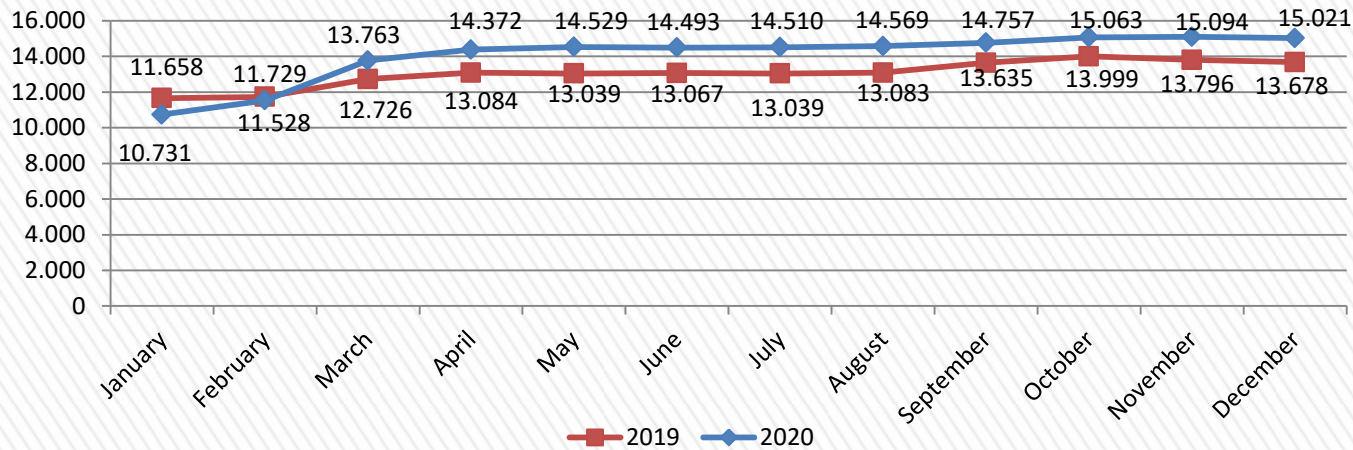


App Store



**Monthly Actives Users (MAU):** the average of number of unique users that opened the app at least once per month

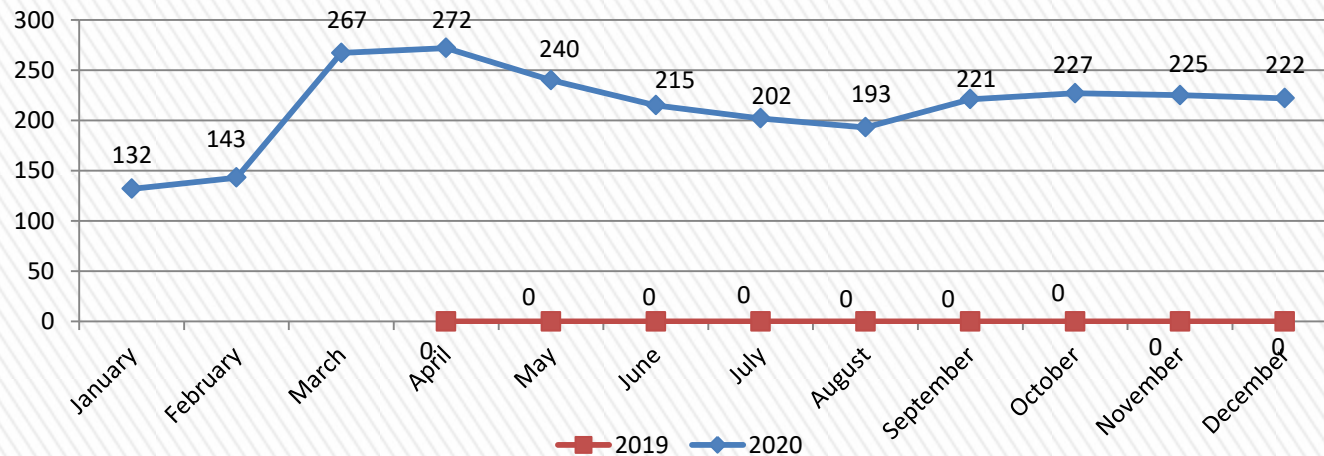
## Android



ANDROID - ACTIVES		
1	Argentina	14.646
2	United States	79
3	Uruguay	61
4	Spain	32
5	Brazil	22
TOTAL		15.021

geolocation of the app, which has been opened at least once in the last 30 days

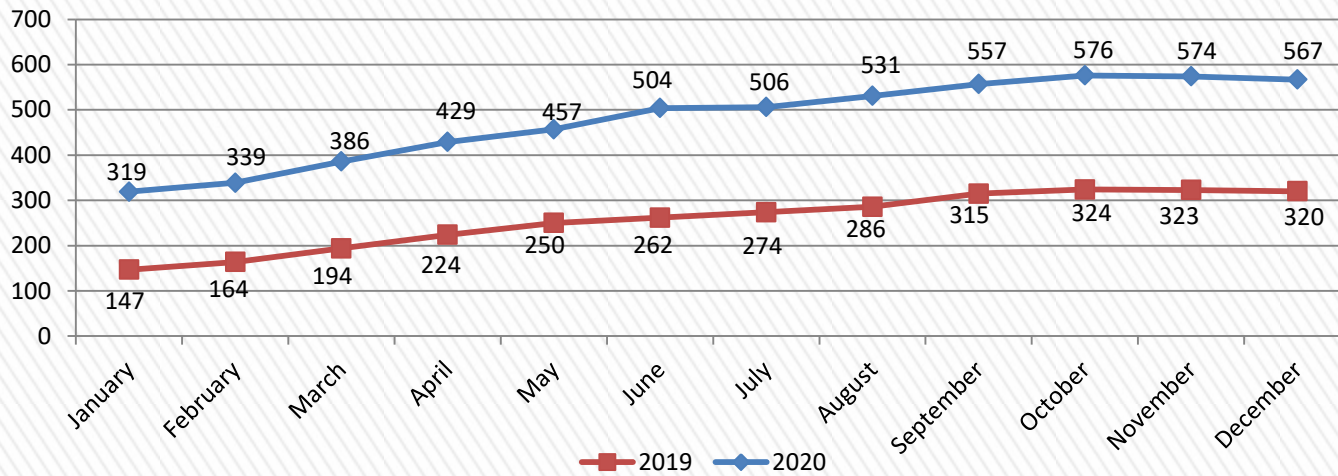
## Apple



APPLE - ACTIVES		
1	Argentina	222
2		
3		
4		
5		
TOTAL		222

**ACTIVES** – Application opened at least once during a month (average)

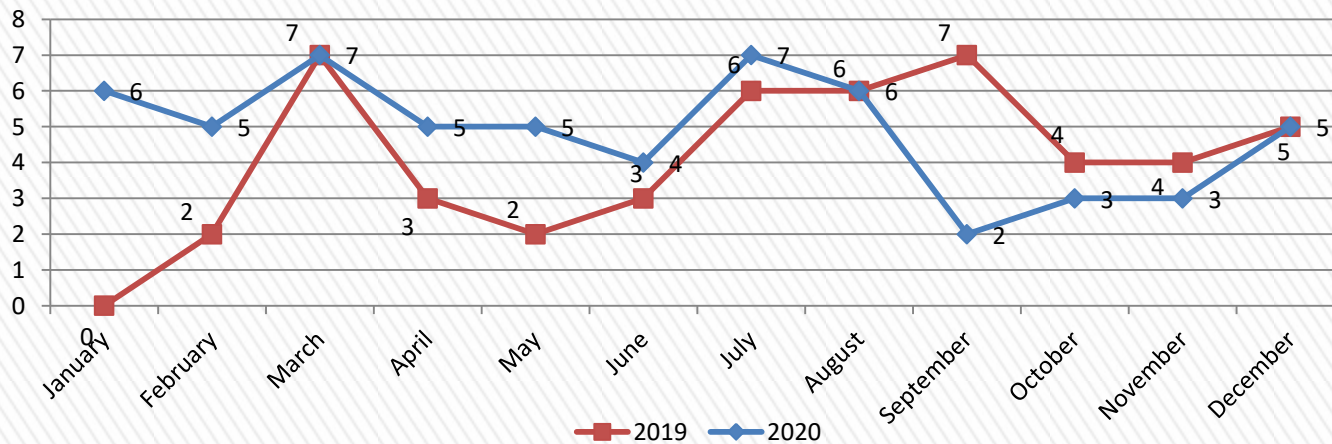
## Android



ANDROID - ACTIVES		
1	<b>Bolivia</b>	501
2	<b>Argentina</b>	14
3	<b>United States</b>	9
4	<b>Germany</b>	6
5	<b>Brazil</b>	5
<b>TOTAL</b>		<b>567</b>

geolocation of the app, which has been opened at least once in the last 30 days

## Apple

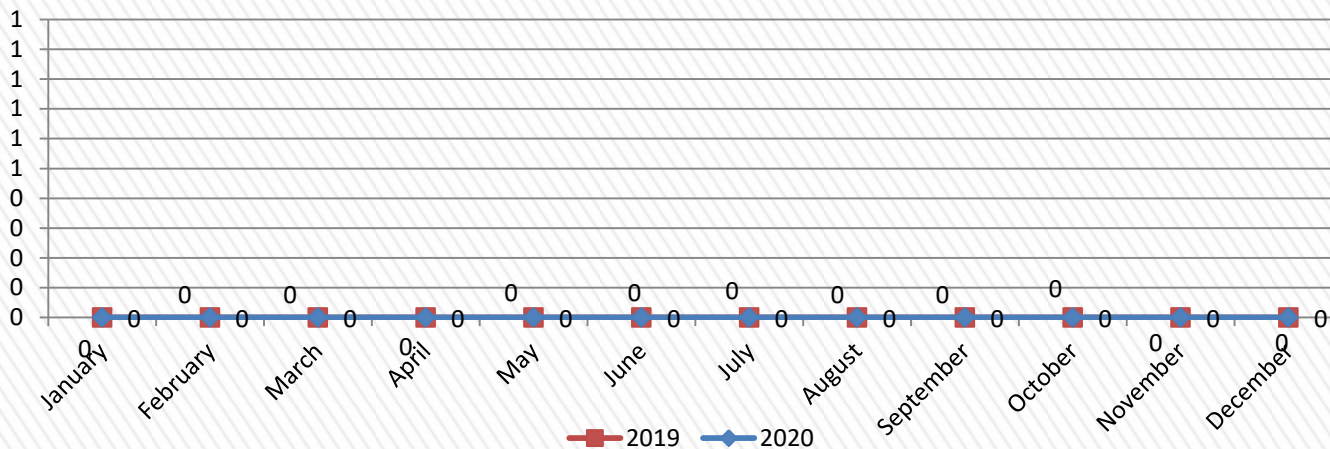


APPLE - ACTIVES		
1	<b>Bolivia</b>	5
2		
3		
4		
5		
<b>TOTAL</b>		<b>5</b>

**ACTIVES** – Application opened at least once during a month (average)



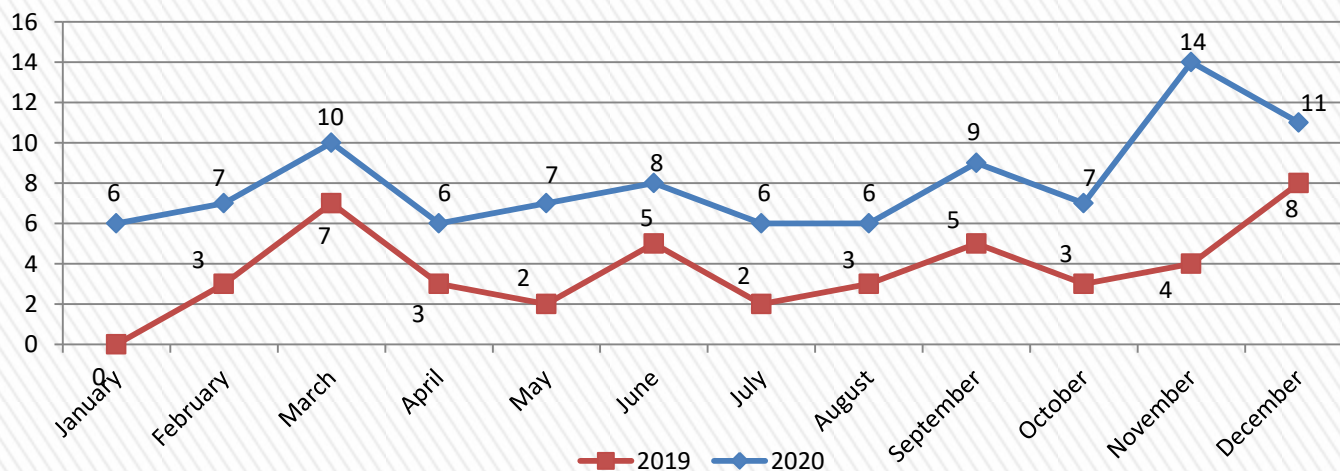
## Android



ANDROID - ACTIVES	
1	
2	
3	
4	
5	
<b>TOTAL</b>	<b>0</b>

geolocation of the app,  
which has been opened at  
least once in the last 30  
days

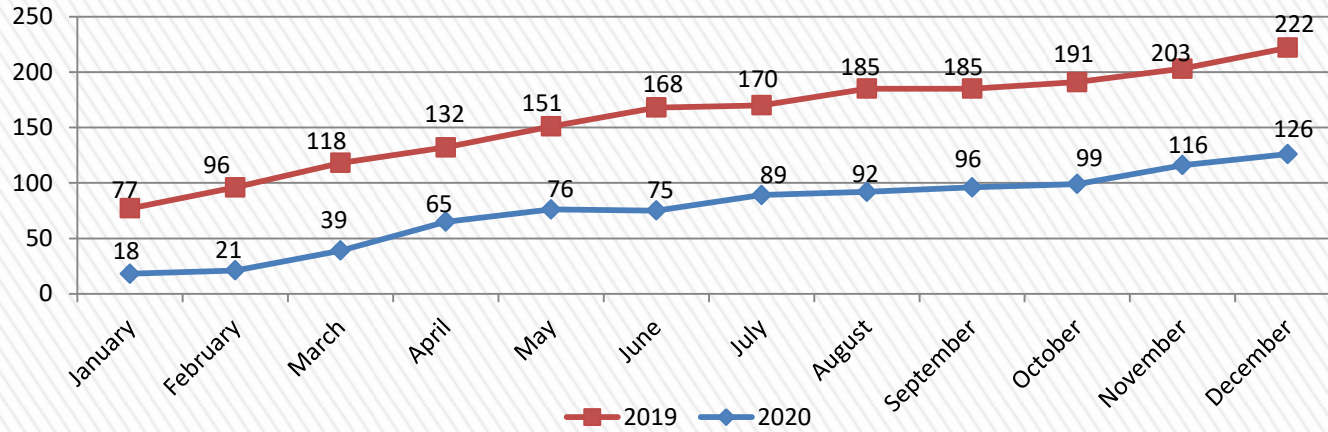
## Apple



APPLE - ACTIVES	
1	<b>Brazil</b>
2	
3	
4	
5	
<b>TOTAL</b>	<b>10</b>

**ACTIVES** – Application opened at least once during a month (average)

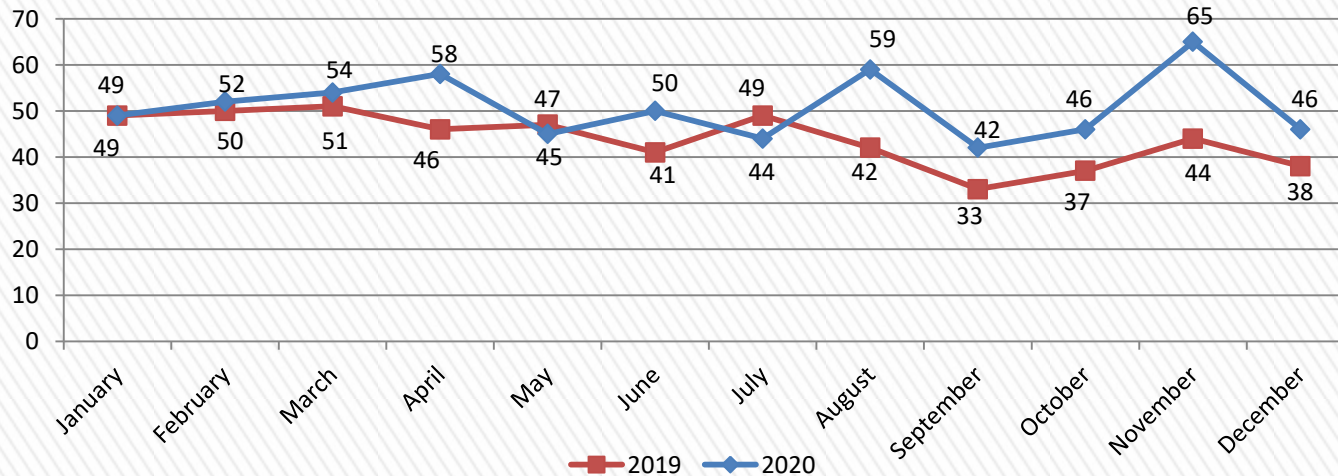
## Android



ANDROID - ACTIVES		
1	Canada	91
2	Italy	10
3	United States	7
4	Guatemala	2
5	India	2
<b>TOTAL</b>		<b>126</b>

geolocation of the app,  
which has been opened at  
least once in the last 30  
days

## Apple

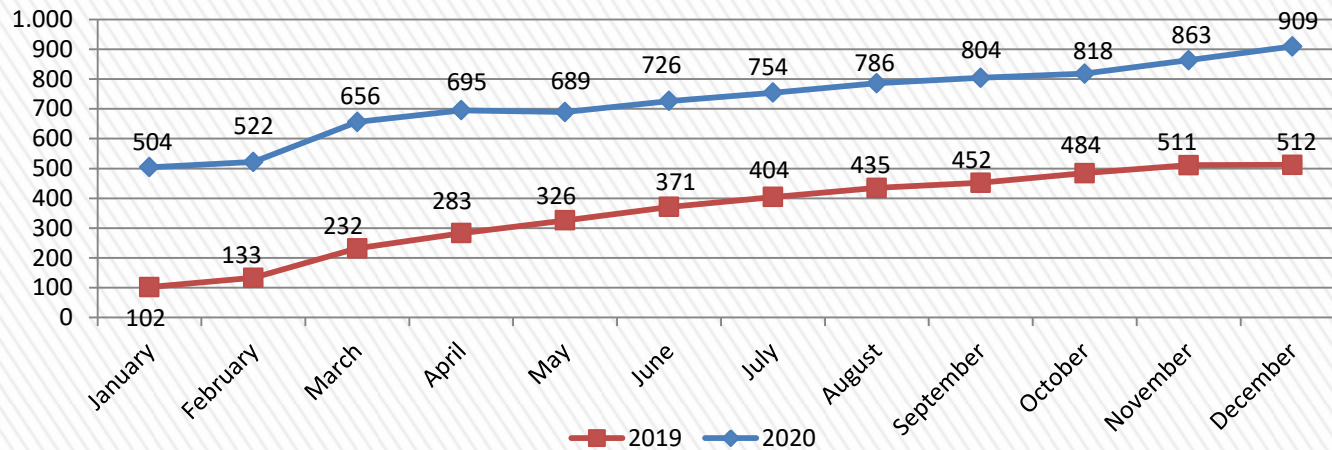


APPLE - ACTIVES		
1	Canada	46
2		
3		
4		
5		
<b>TOTAL</b>		<b>46</b>

**ACTIVES** – Application opened at least once during a month (average)



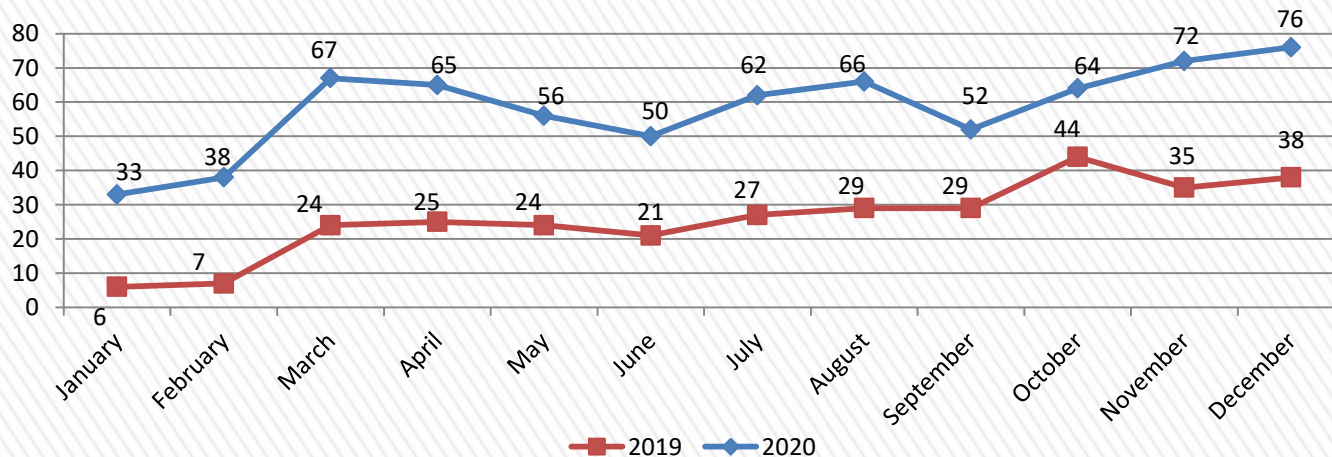
## Android



ANDROID - ACTIVES		
1	Chile	833
2	Argentina	12
3	United States	7
4	Germany	5
5	Paraguay	5
TOTAL		909

geolocation of the app,  
which has been opened at  
least once in the last 30  
days

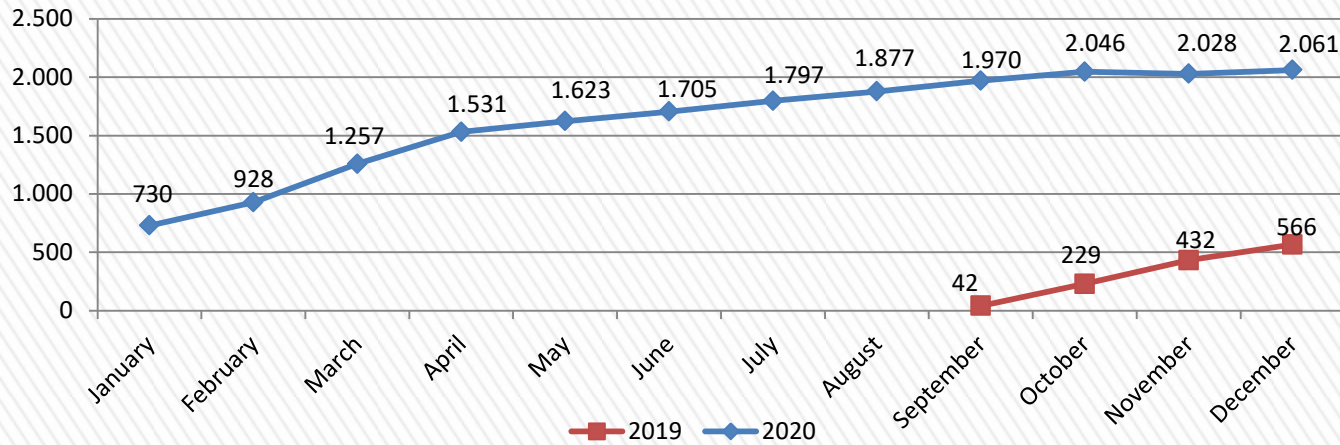
## Apple



APPLE - ACTIVES		
1	Chile	76
2		
3		
4		
5		
TOTAL		76

**ACTIVES** – Application opened at least once during a month (average)

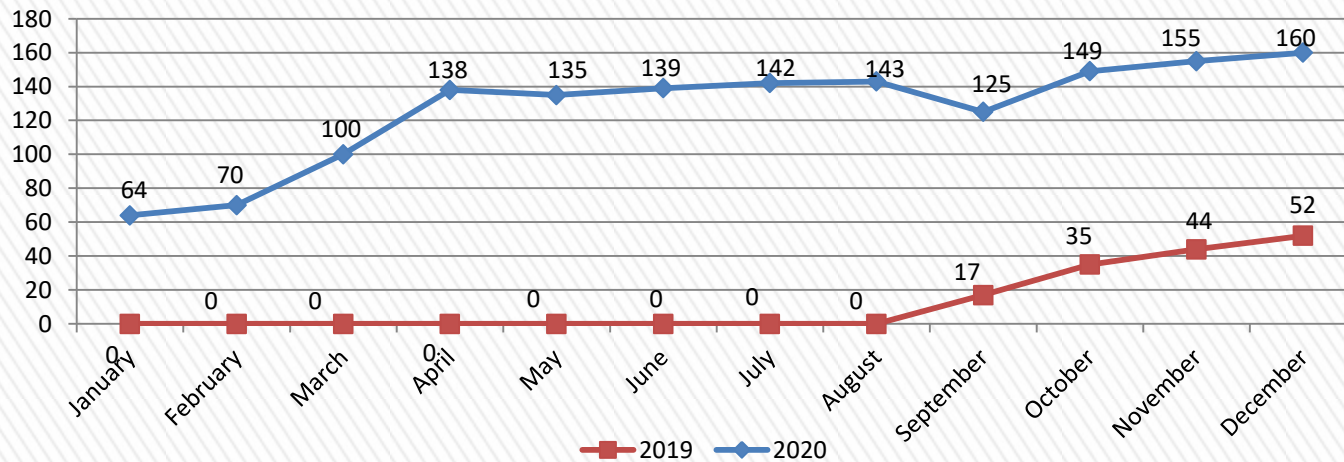
## Android



ANDROID - ACTIVES		
1	Colombia	1.911
2	United States	48
3	Spain	19
4	Venezuela	10
5	Perù	9
<b>TOTAL</b>		<b>2.061</b>

geolocation of the app,  
which has been opened at  
least once in the last 30  
days

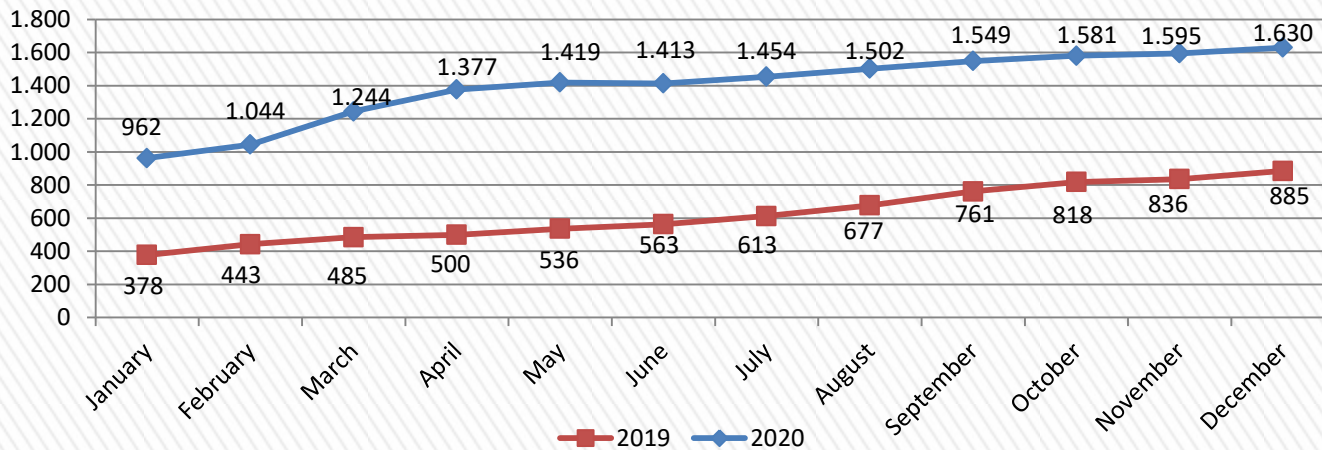
## Apple



APPLE - ACTIVES		
1	Colombia	160
2		
3		
4		
5		
<b>TOTAL</b>		<b>2</b>

**ACTIVES** – Application opened at least once during a month (average)

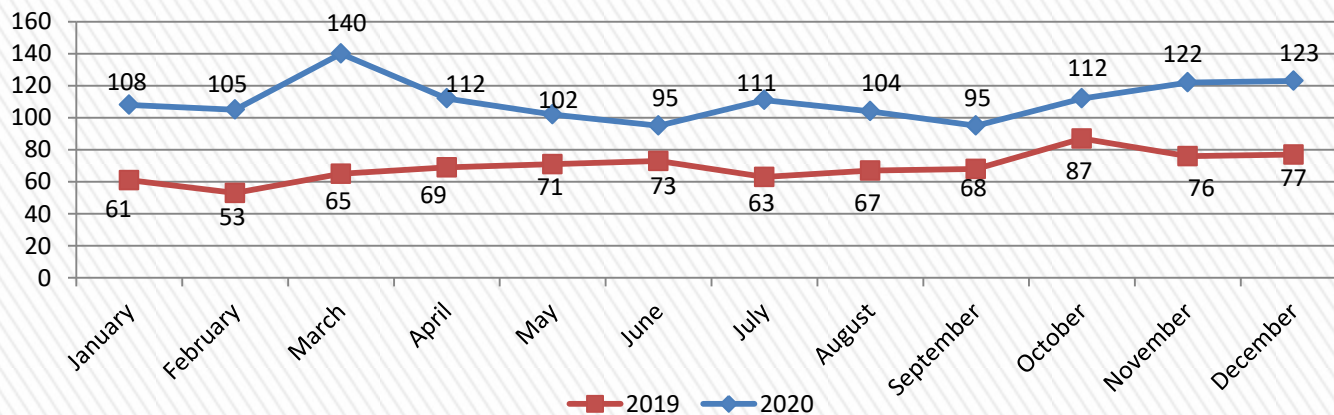
## Android



ANDROID - ACTIVES		
1	Costa Rica	1.507
2	United States	48
3	Nicaragua	21
4	Spain	10
5	Mexico	6
<b>TOTAL</b>		<b>1.630</b>

geolocation of the app,  
which has been opened at  
least once in the last 30  
days

## Apple



APPLE - ACTIVES		
1	Costa Rica	123
2		
3		
4		
5		
<b>TOTAL</b>		<b>123</b>

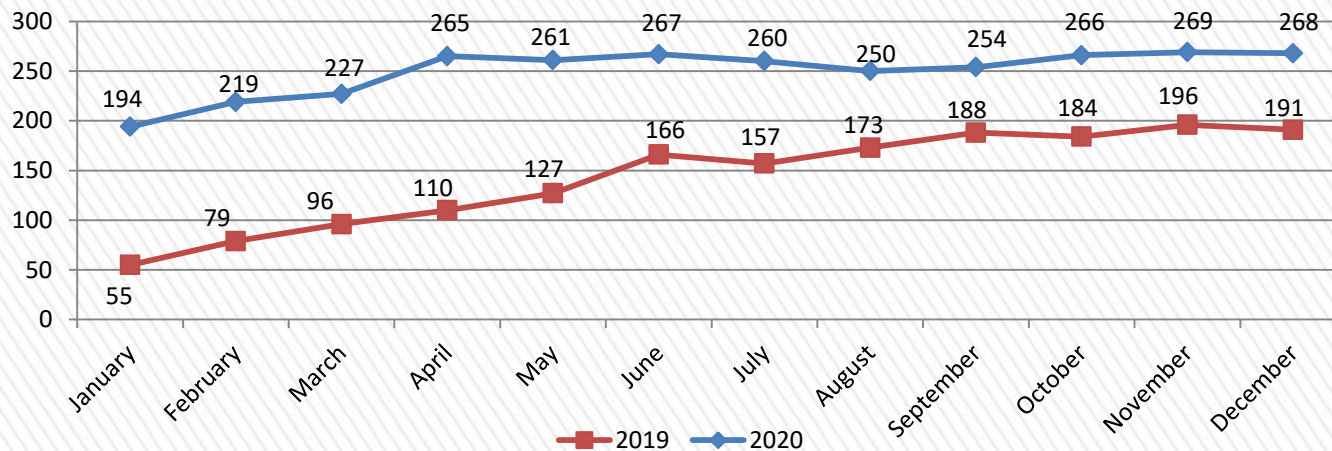
**ACTIVES** – Application opened at least once during a month (average)



# DOMINICAN REPUBLIC

Data updated to 31/12/2020

## Android

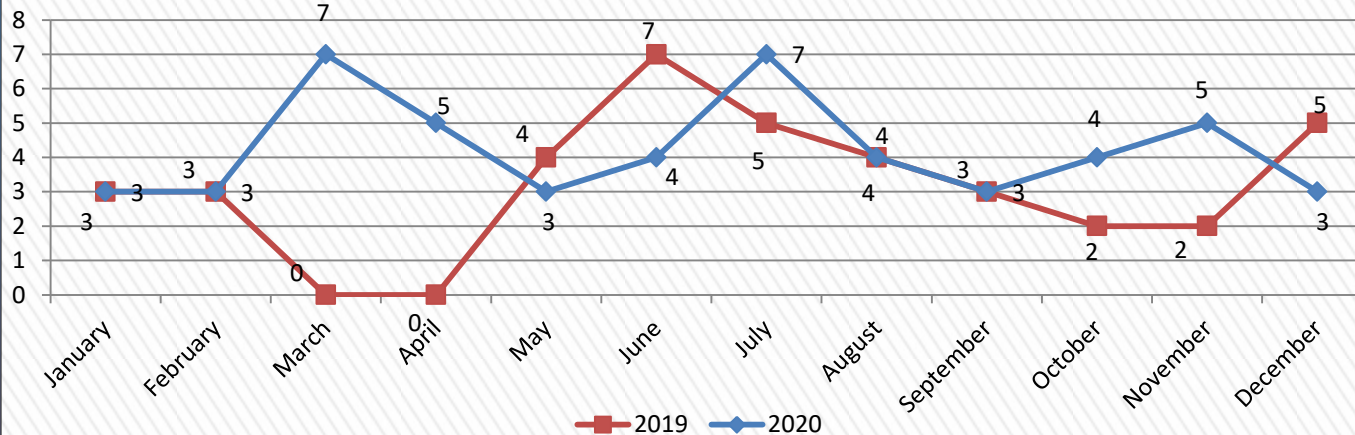


### ANDROID - ACTIVES

1	<b>Dominican Rep.</b>	119
2	<b>United States</b>	112
3	<b>Italy</b>	10
4	<b>Spain</b>	8
5	<b>Puertorico</b>	4
<b>TOTAL</b>		<b>268</b>

geolocation of the app,  
which has been opened at  
least once in the last 30  
days

## Apple



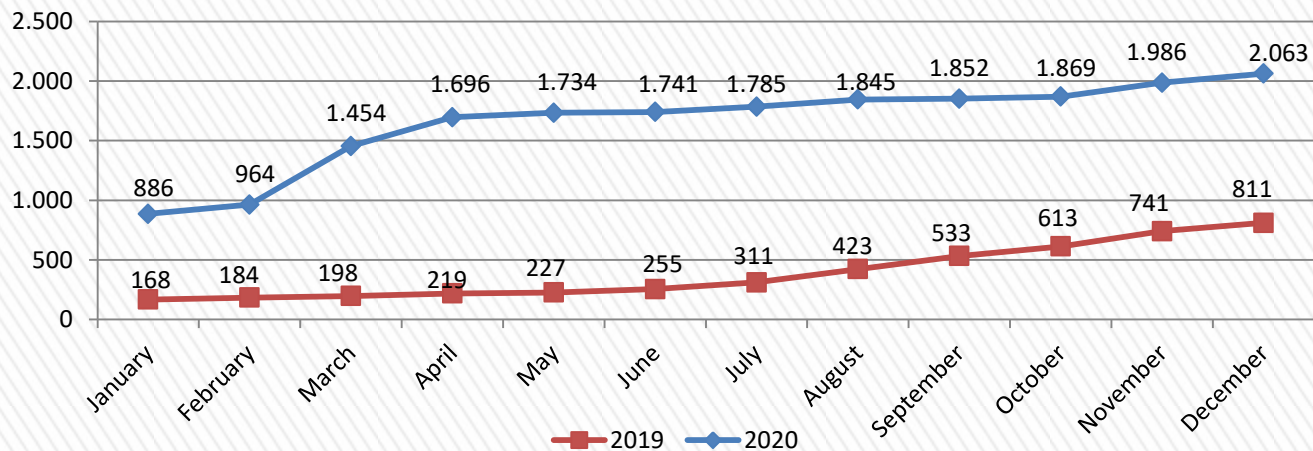
### APPLE - ACTIVES

1	<b>Dominican Rep.</b>	3
2		
3		
4		
5		
<b>TOTAL</b>		<b>3</b>

**ACTIVES** – Application opened at least once during a month (average)



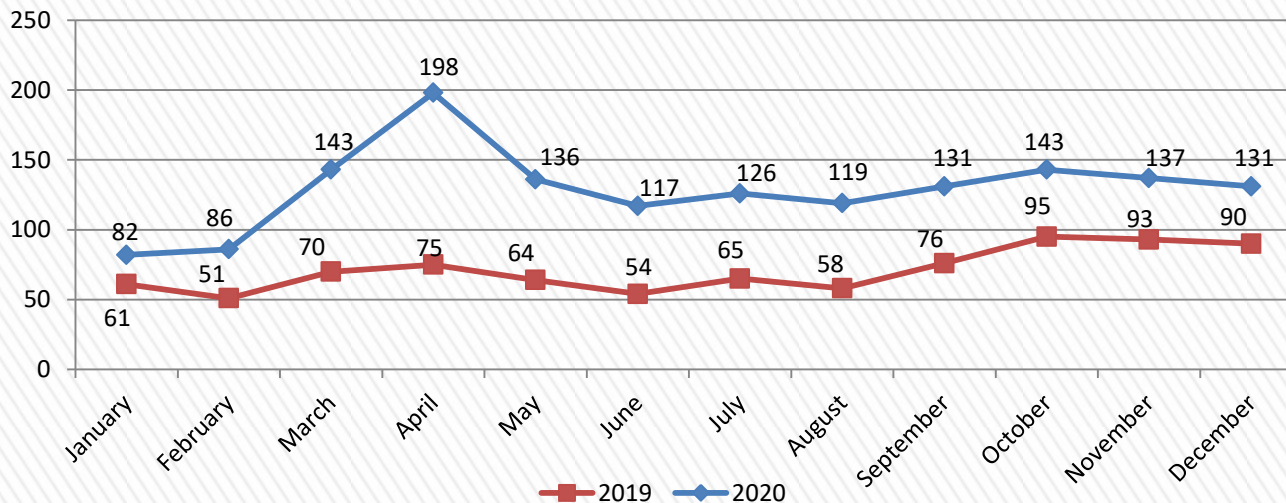
## Android



ANDROID - ACTIVES		
1	<b>Ecuador</b>	1.699
2	<b>United States</b>	202
3	<b>Colombia</b>	49
4	<b>Spain</b>	37
5	<b>Italy</b>	16
<b>TOTAL</b>		<b>2.063</b>

geolocation of the app, which has been opened at least once in the last 30 days

## Apple

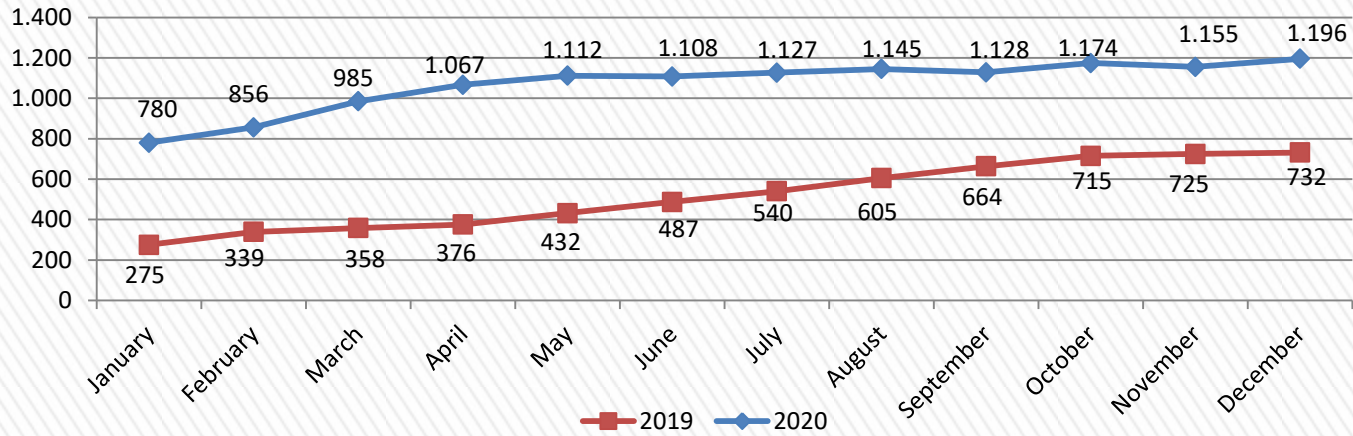


APPLE - ACTIVES		
1	<b>Ecuador</b>	131
2		
3		
4		
5		
<b>TOTAL</b>		<b>131</b>

**ACTIVES** – Application opened at least once during a month (average)



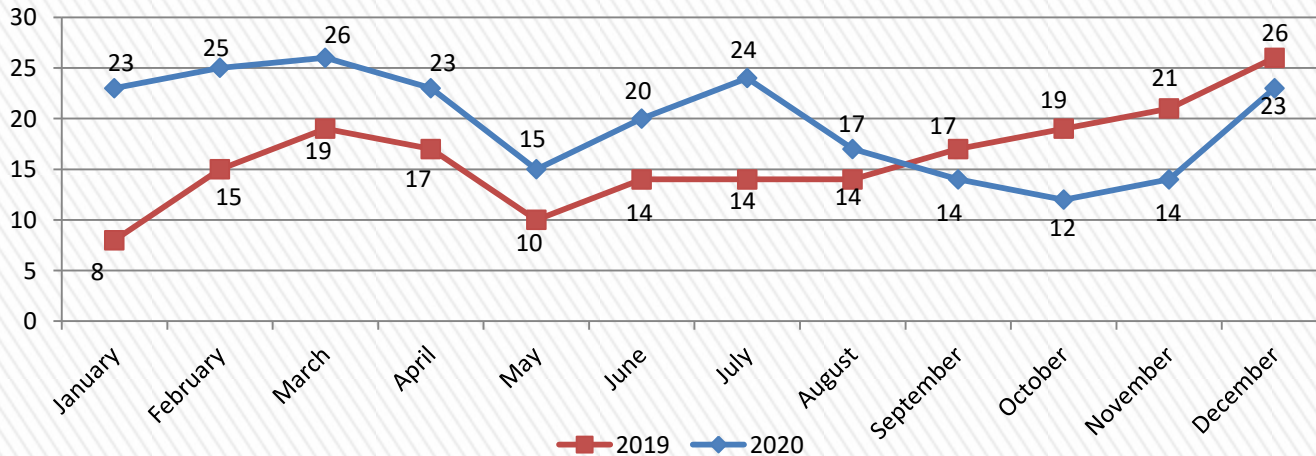
## Android



ANDROID - ACTIVES		
1	El Salvador	682
2	United States	401
3	Honduras	16
4	Canada	13
5	Spain	10
<b>TOTAL</b>		<b>1.196</b>

geolocation of the app,  
which has been opened at  
least once in the last 30  
days

## Apple



APPLE - ACTIVES		
1	El Salvador	23
2		
3		
4		
5		
<b>TOTAL</b>		<b>23</b>

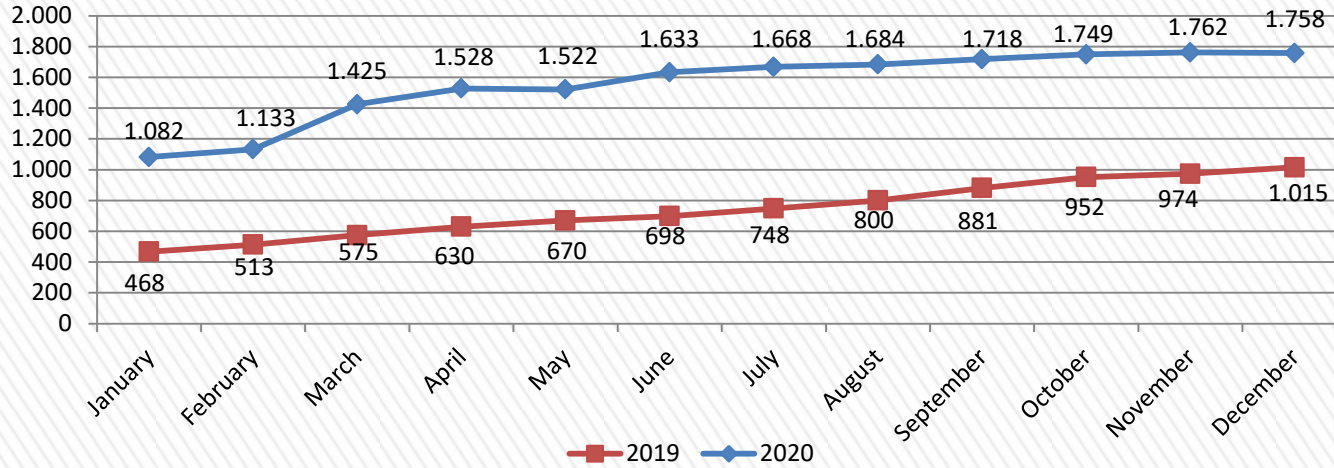
**ACTIVES** – Application opened at least once during a month (average)



# GUATEMALA

Data updated to 31/12/2020

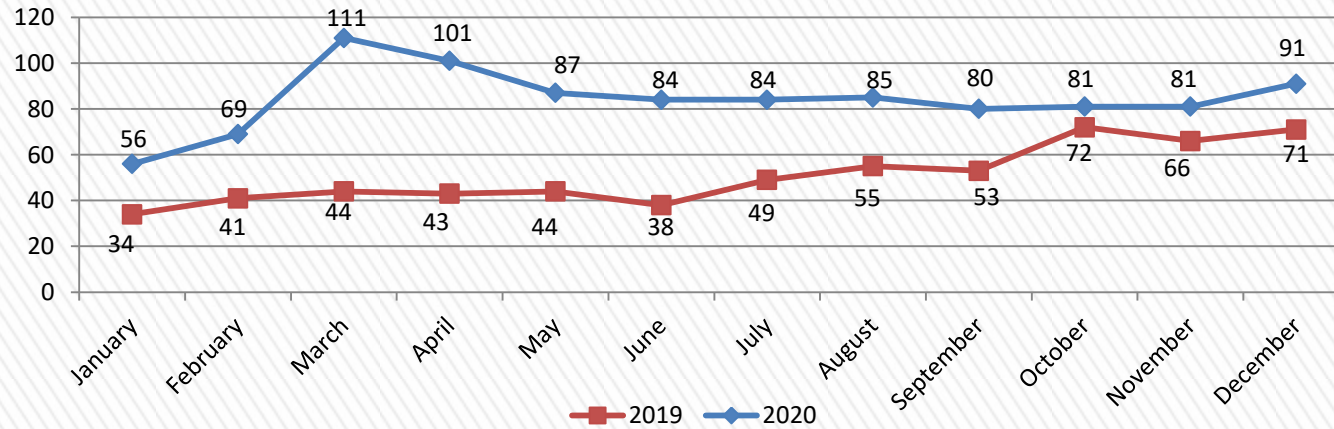
## Android



ANDROID - ACTIVES		
1	Guatemala	1.324
2	United States	259
3	Mexico	28
4	Ireland	23
5	Spain	15
TOTAL		1.758

geolocation of the app, which has been opened at least once in the last 30 days

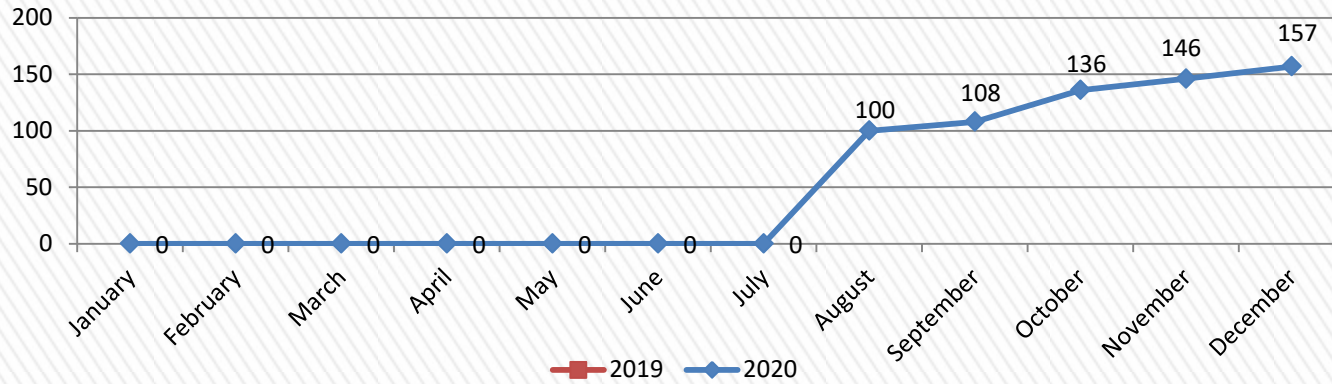
## Apple



APPLE - ACTIVES		
1	Guatemala	91
2		
3		
4		
5		
TOTAL		91

ACTIVES – Application opened at least once during a month (average)

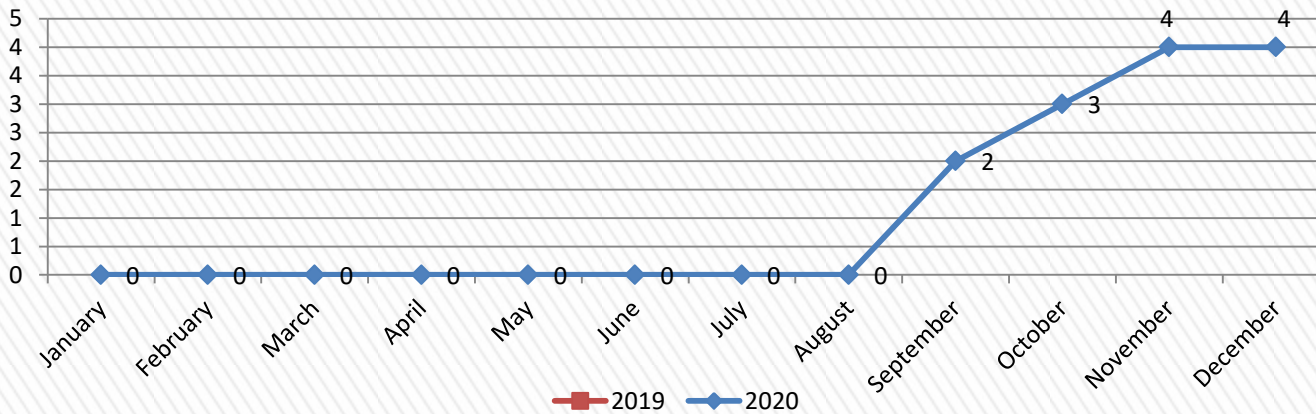
## Android



ANDROID - ACTIVES		
1	Honduras	136
2	United States	8
3	Spain	4
4	Panama	2
5	El Salvador	2
<b>TOTAL</b>		<b>157</b>

geolocation of the app,  
which has been opened at  
least once in the last 30  
days

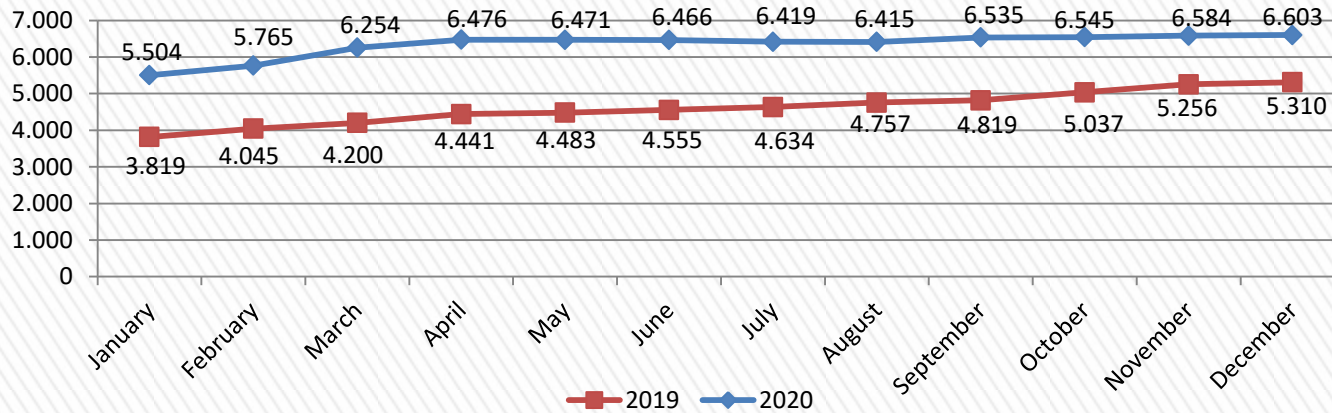
## Android



APPLE - ACTIVES		
1	Honduras	4
2		
3		
4		
5		
<b>TOTAL</b>		<b>4</b>

**ACTIVES** – Application opened at least once during a month (average)

## Android

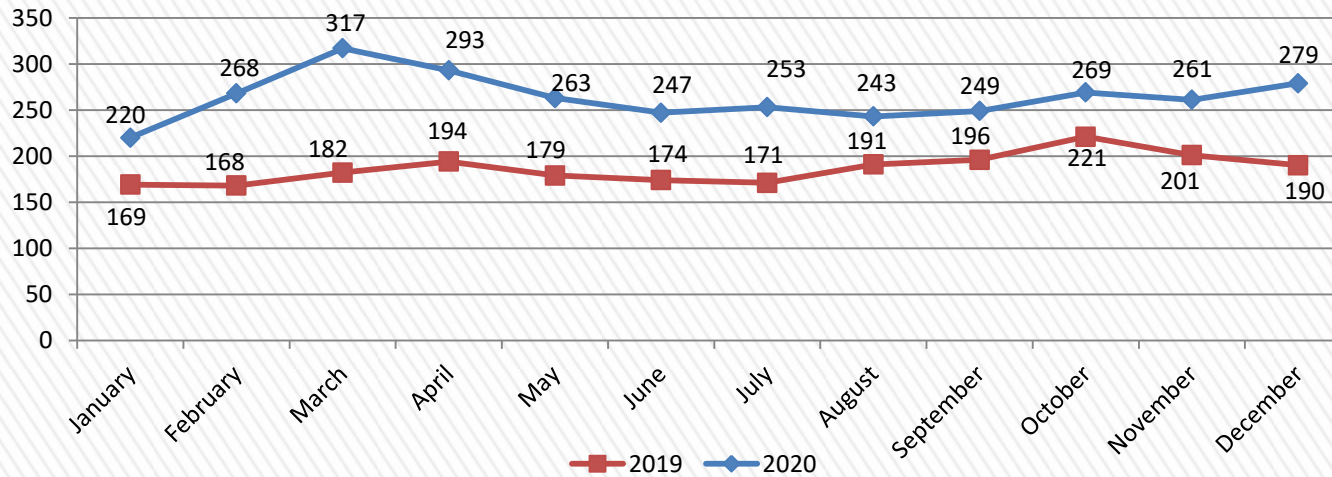


### ANDROID - ACTIVES

1	<b>Mexico</b>	5.259
2	<b>United States</b>	1.089
3	<b>Spain</b>	45
4	<b>Colombia</b>	28
5	<b>Argentina</b>	17
<b>TOTAL</b>		<b>6.603</b>

geolocation of the app,  
which has been opened at  
least once in the last 30  
days

## Apple



### APPLE - ACTIVES

1	<b>Mexico</b>	266
2	<b>United States</b>	13
3		
4		
5		
<b>TOTAL</b>		<b>279</b>

**ACTIVES** – Application opened at least once during a month (average)

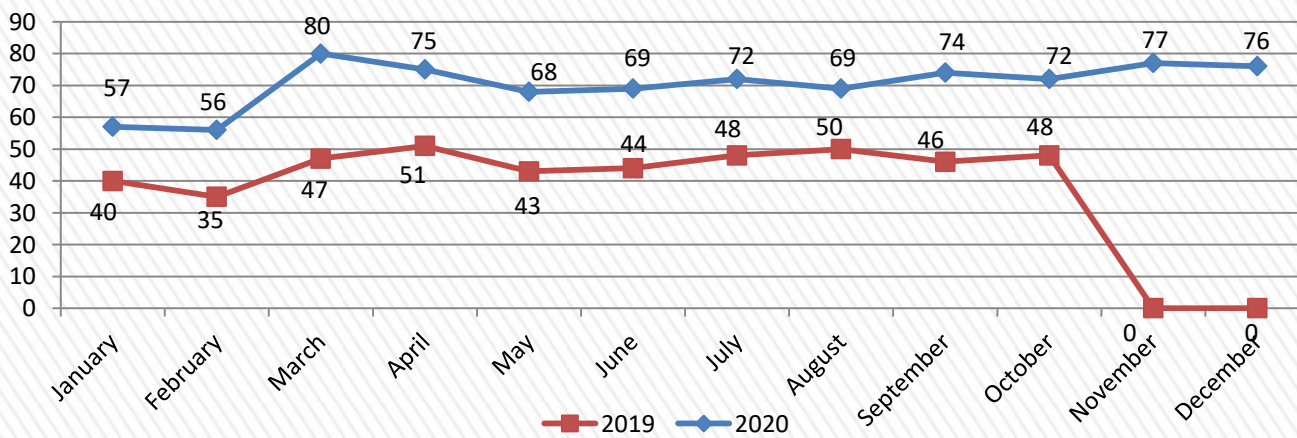
## Android



ANDROID - ACTIVES		
1	Nicaragua	701
2	United States	119
3	Spain	32
4	Costa Rica	28
5	Panama	15
<b>TOTAL</b>		<b>943</b>

geolocation of the app,  
which has been opened at  
least once in the last 30  
days

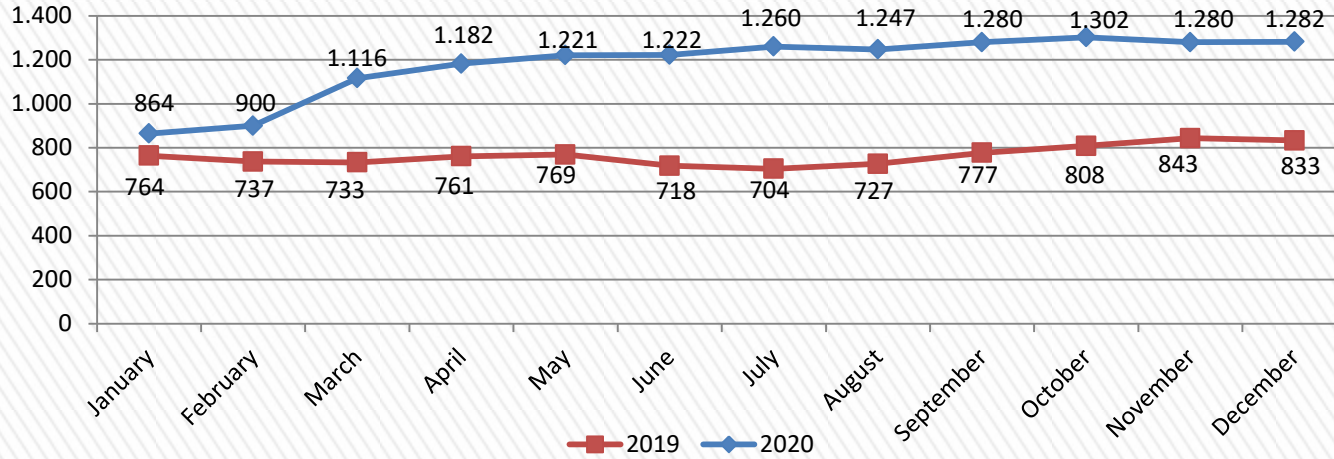
## Apple



APPLE - ACTIVES		
1	United States	39
2	Nicaragua	33
3	Canada	2
4	Spain	2
5		
<b>TOTAL</b>		<b>76</b>



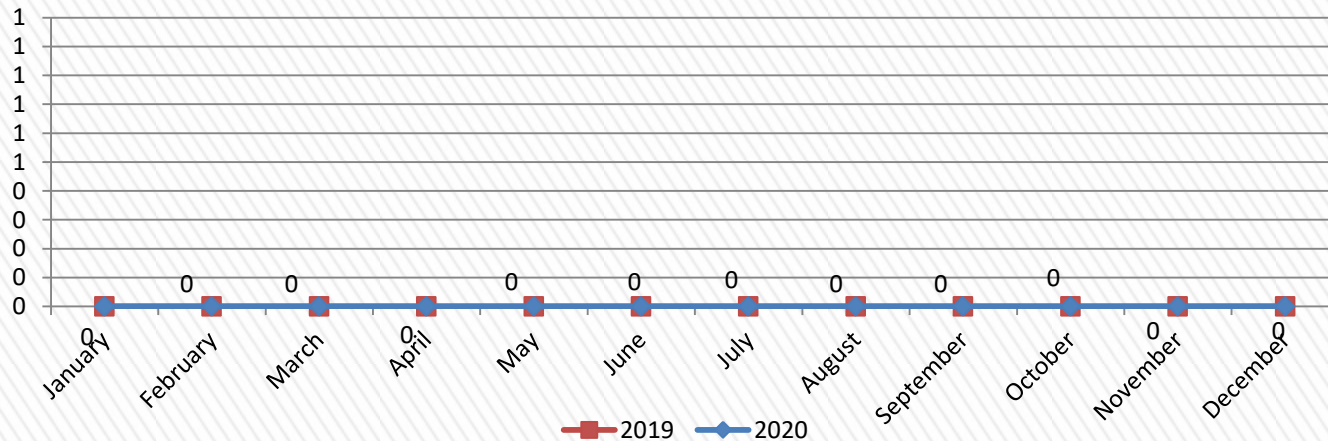
## Android



ANDROID - ACTIVES		
1	Panama	1.193
2	United States	47
3	Spain	6
4	Colombia	5
5	Italy	4
<b>TOTAL</b>		<b>1.282</b>

geolocation of the app,  
which has been opened at  
least once in the last 30  
days

## Apple



APPLE - ACTIVES		
1		0
2		
3		
4		
5		
<b>TOTAL</b>		<b>0</b>

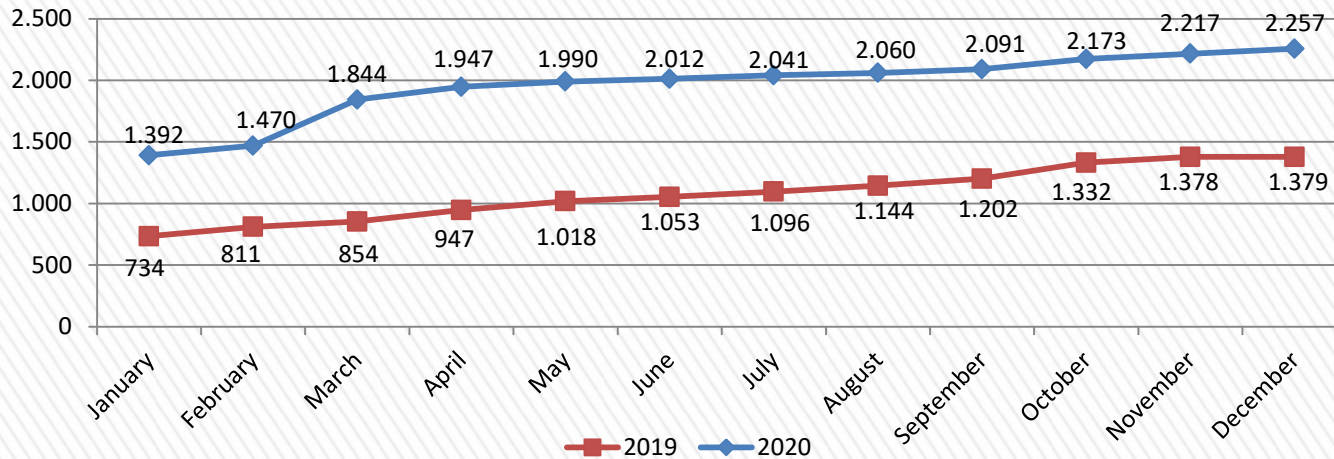
**ACTIVES** – Application opened at least once during a month (average)



# PARAGUAY

Data updated to 31/12/2020

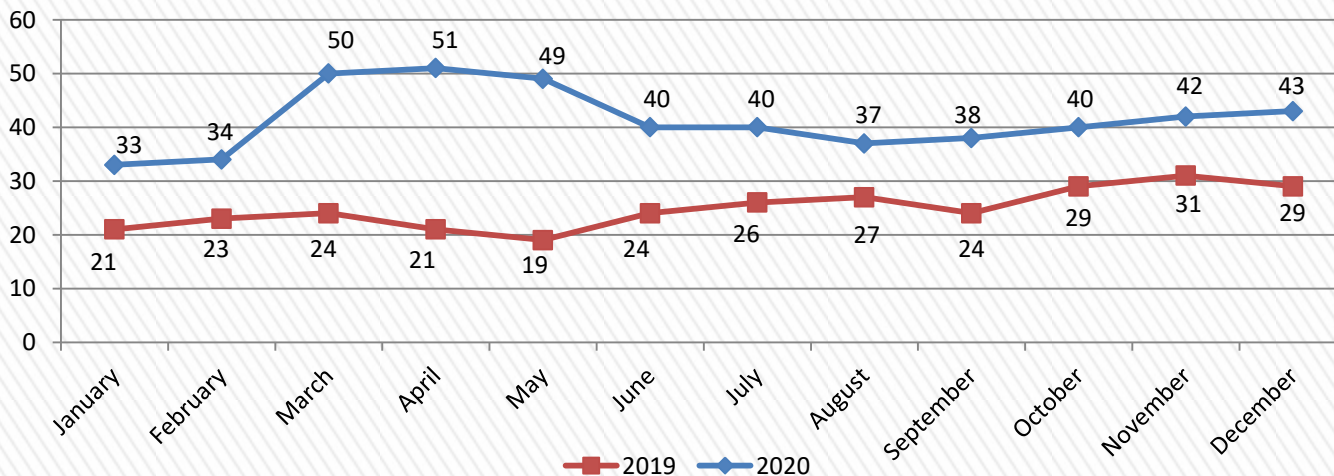
## Android



ANDROID - ACTIVES		
1	Paraguay	2.069
2	Argentina	78
3	Spain	38
4	Peru	18
5	Brazil	13
TOTAL		2.257

geolocation of the app, which has been opened at least once in the last 30 days

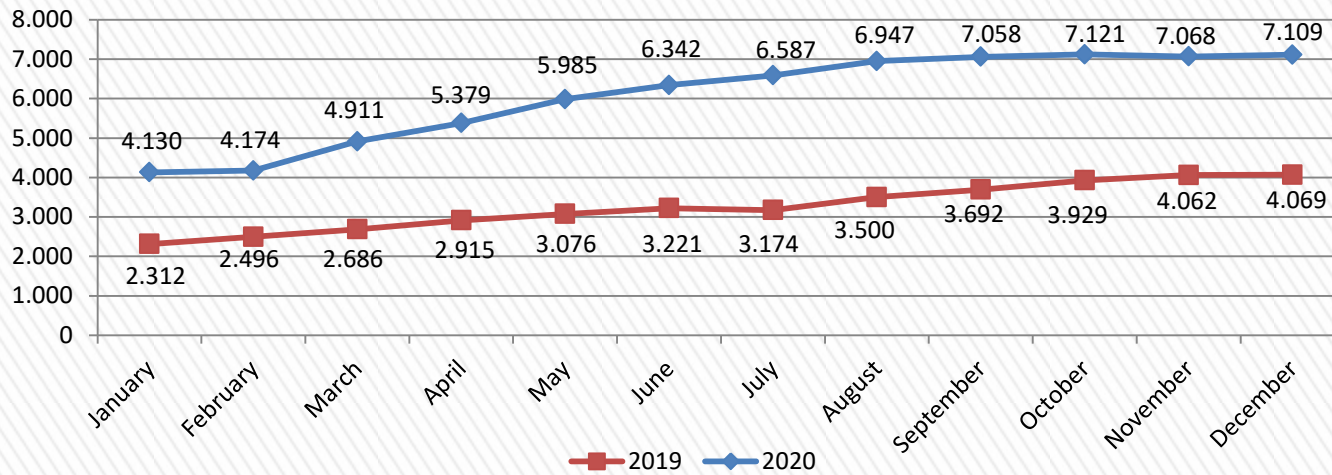
## Apple



APPLE - ACTIVES		
1	Paraguay	43
2		
3		
4		
5		
TOTAL		43

ACTIVES – Application opened at least once during a month (average)

## Android

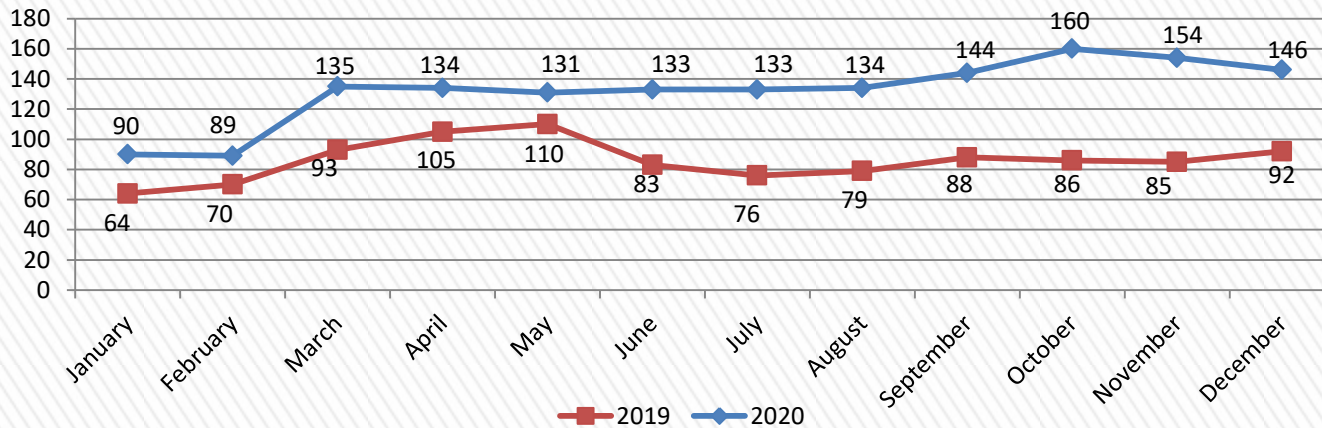


### ANDROID - ACTIVES

1	Perù	6.815
2	United States	98
3	Spain	37
4	Italy	19
5	Chile	17
<b>TOTAL</b>		<b>7.109</b>

geolocation of the app,  
which has been opened at  
least once in the last 30  
days

## Apple



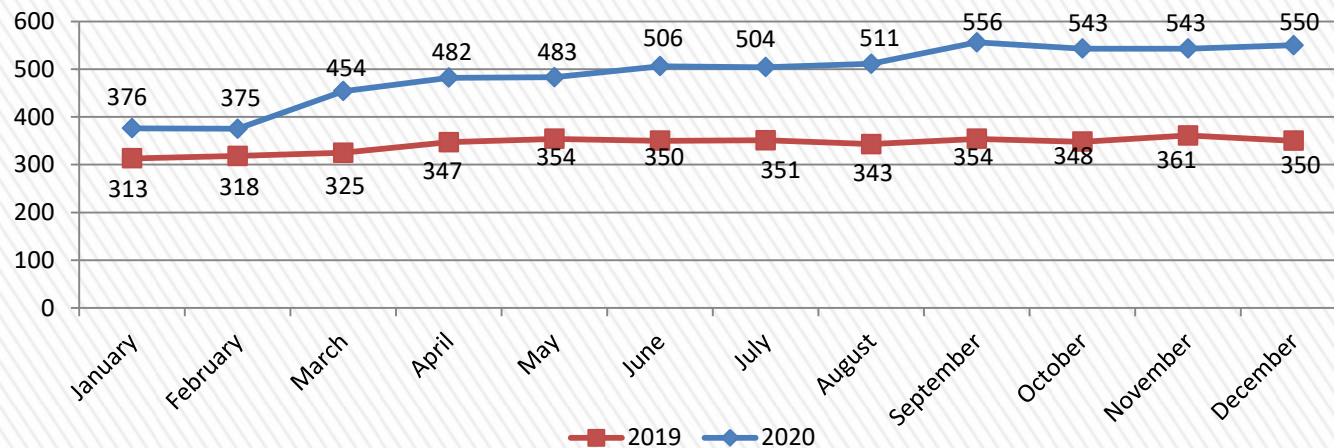
### APPLE - ACTIVES

1	Perù	146
2		
3		
4		
5		
<b>TOTAL</b>		<b>146</b>

**ACTIVES** – Application opened at least once during a month (average)



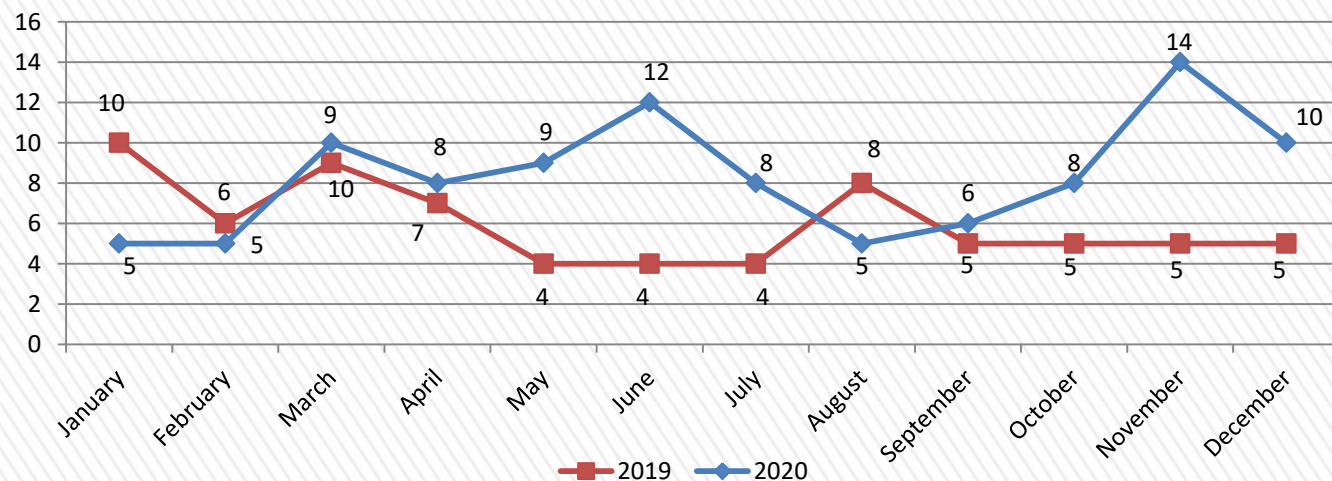
## Android



ANDROID - ACTIVES		
1	Uruguay	501
2	Brazil	12
3	Argentina	10
4	Spain	4
5	Italy	3
TOTAL		550

geolocation of the app,  
which has been opened at  
least once in the last 30  
days

## Apple

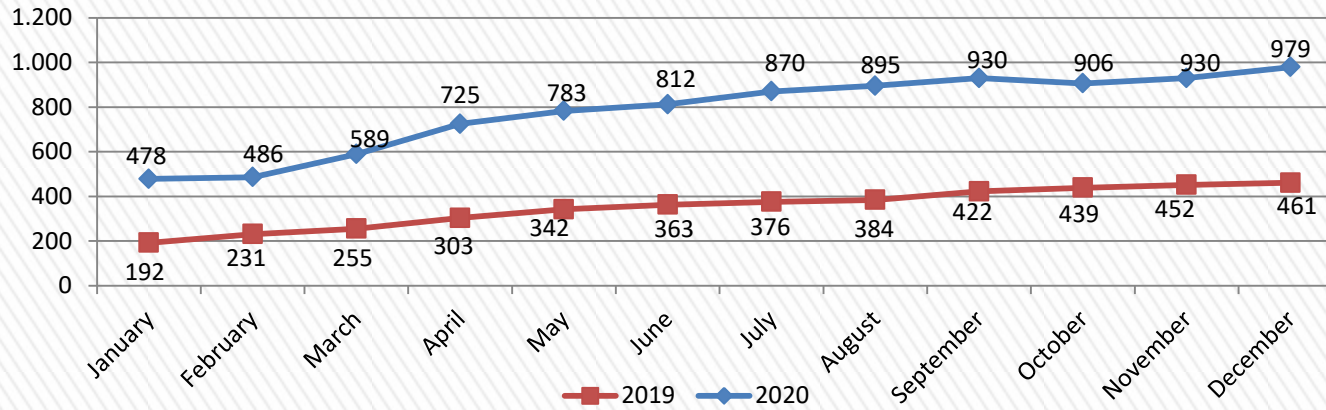


APPLE - ACTIVES		
1	Uruguay	10
2		
3		
4		
5		
TOTAL		10

**ACTIVES** – Application opened at least once during a month (average)



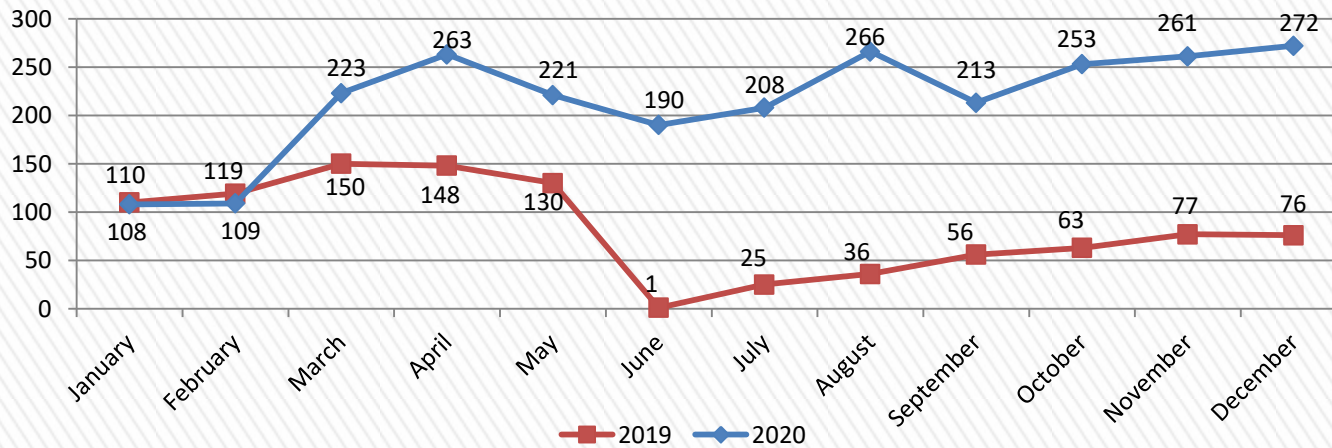
## Android



ANDROID - ACTIVES		
1	United States	736
2	Italy	30
3	Spain	22
4	United Kingdom	21
5	Australia	13
TOTAL		979

geolocation of the app, which has been opened at least once in the last 30 days

## Apple



APPLE - ACTIVES		
1	United States	254
2	Australia	5
3	Canada	3
4	Ireland	2
5	France	1
TOTAL		272

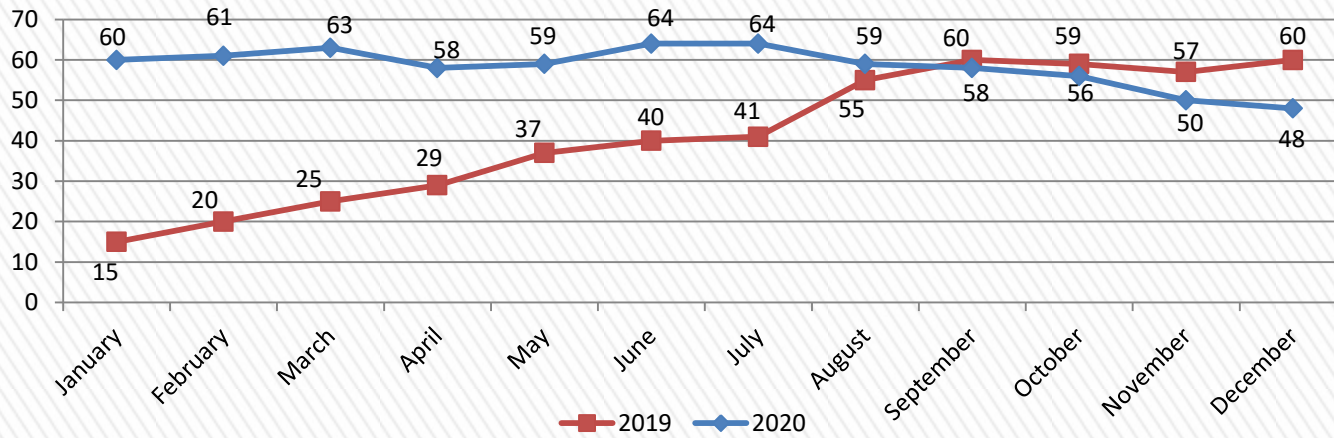
ACTIVES – Application opened at least once during a month (average)



# USA - Friends

Data updated to 31/12/2020

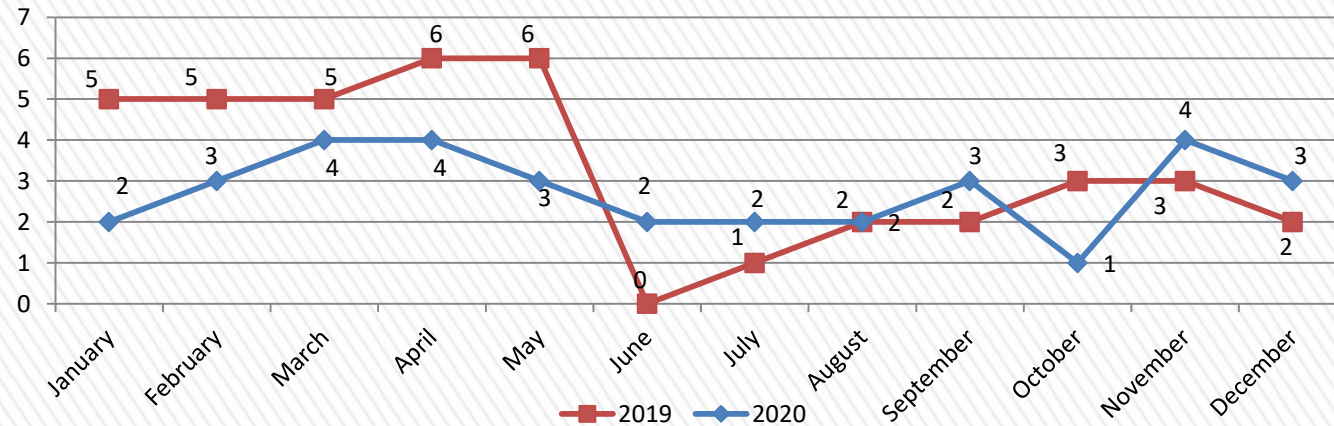
## Android



ANDROID - ACTIVES		
1	United States	33
2	Italy	7
3	Argentina	1
4	Colombia	1
5	France	1
TOTAL		48

geolocation of the app, which has been opened at least once in the last 30 days

## Apple



APPLE - ACTIVES		
1	United States	3
2		
3		
4		
5		
TOTAL		3

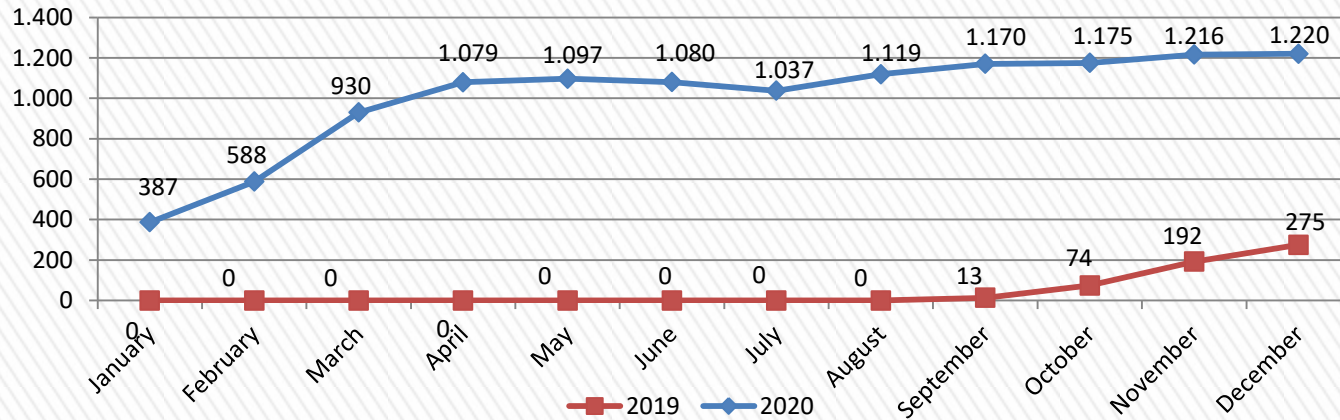
ACTIVES – Application opened at least once during a month (average)



# USA – Spanish

Data updated to 31/12/2020

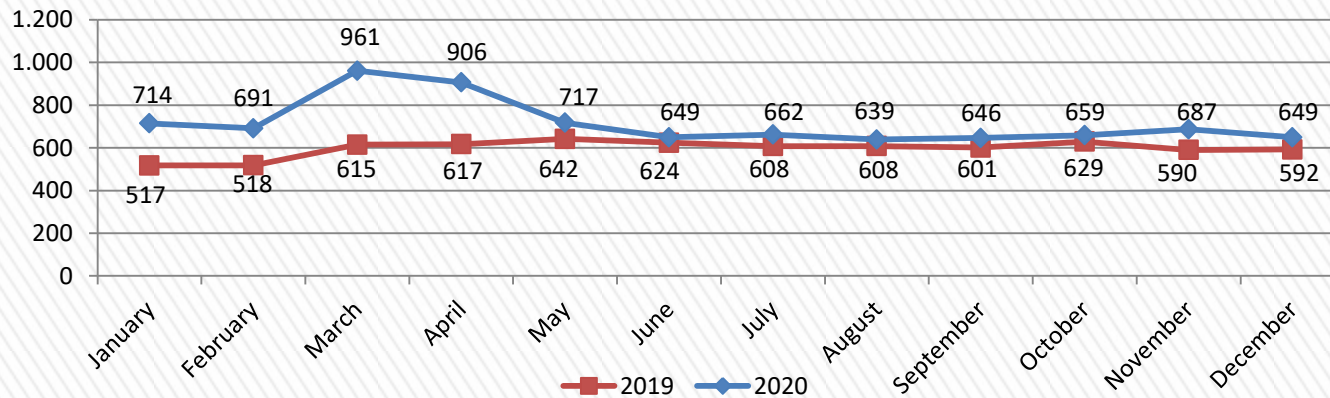
## Android



ANDROID - ACTIVES		
1	United States	1.052
2	Mexico	30
3	Dominican Rep.	17
4	Spain	17
5	Colombia	16
TOTAL		1.220

geolocation of the app, which has been opened at least once in the last 30 days

## Apple



APPLE - ACTIVES		
1	United States	646
2	United King.	1
3	Spain	1
4	Mexico	1
5		
TOTAL		649

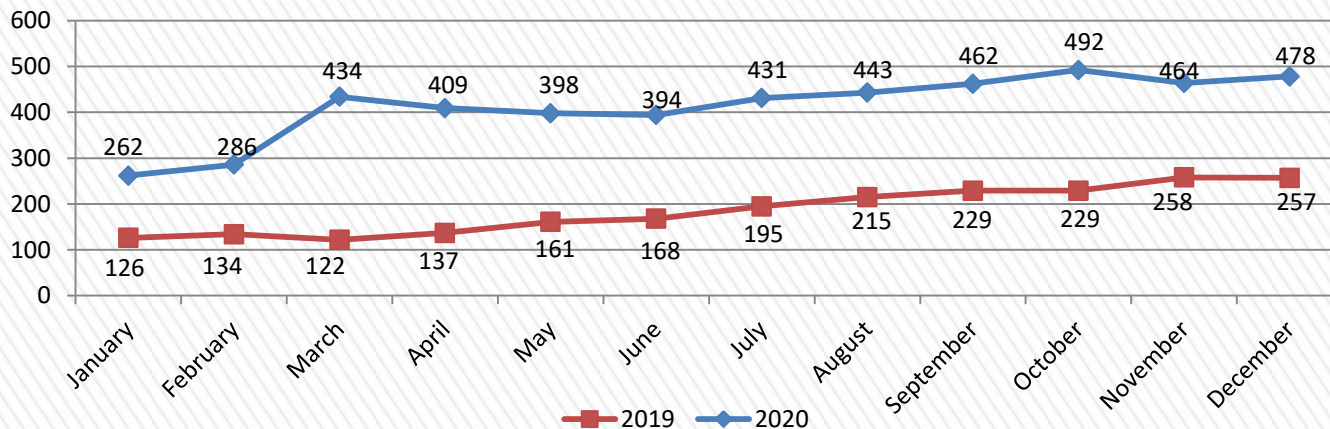
ACTIVES – Application opened at least once during a month (average)



# VENEZUELA

Data updated to 31/12/2020

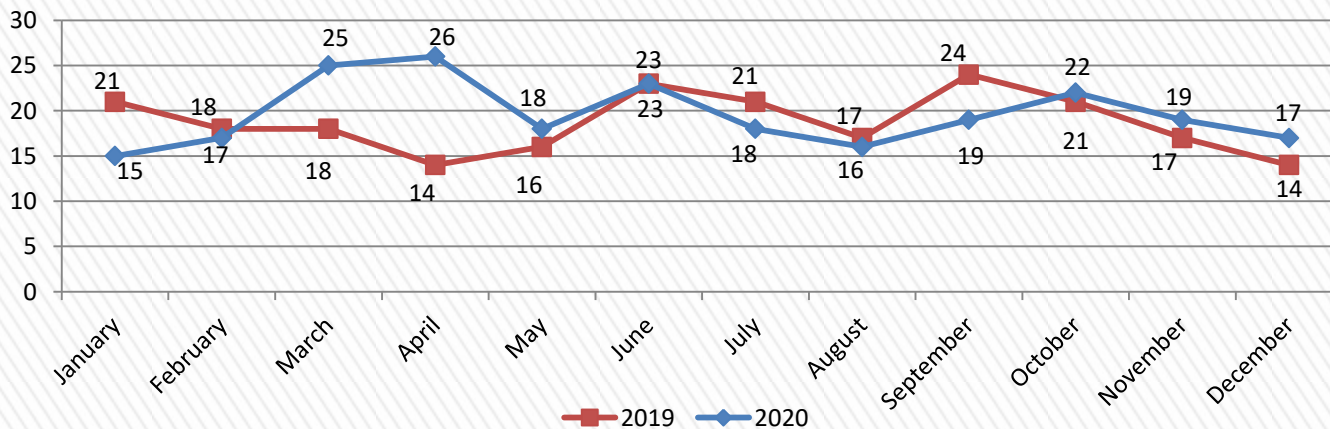
## Android



ANDROID - ACTIVES		
1	Venezuela	343
2	Spain	30
3	United States	20
4	Colombia	12
5	Peru	12
TOTAL		478

geolocation of the app, which has been opened at least once in the last 30 days

## Apple



APPLE - ACTIVES		
1	United States	10
2	Venezuela	7
3		
4		
5		
TOTAL		17

ACTIVES – Application opened at least once during a month (average)









# ASIA & OCEANIA



## Actives Apps - ASIA



			2020	2019
1.		INDONESIA	2.394	329
2.		RADIO MARIAM	1.116	631
3.		IRAQ	784	284
4.		PHILIPPINES	500	286
5.		INDIA	291	227
6.		MACAU	65	15
7.		NAZARETH		15
8.		PAPUA NEW GUINEA		

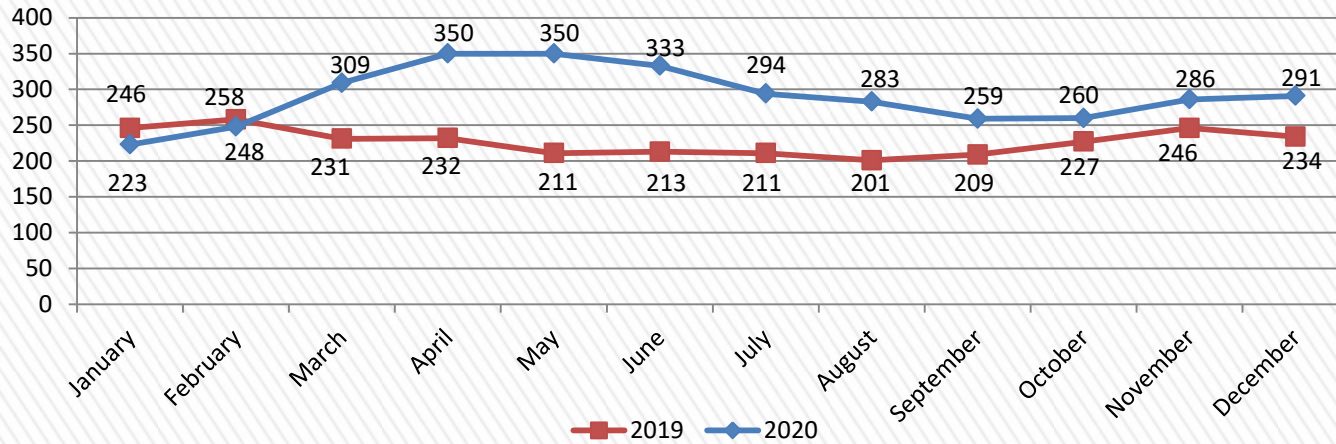
			2020	2019
1.		RADIO MARIAM	130	80
2.		IRAQ	81	37
3.		INDONESIA	33	9
4.		PHILIPPINES	19	14
5.		NAZARETH	7	
6.		INDIA	3	2
7.		MACAU	3	0
8.		PAPUA NEW GUINEA	0	



**Monthly Active Users (MAU):** the number of unique users that opened the app at least once per month



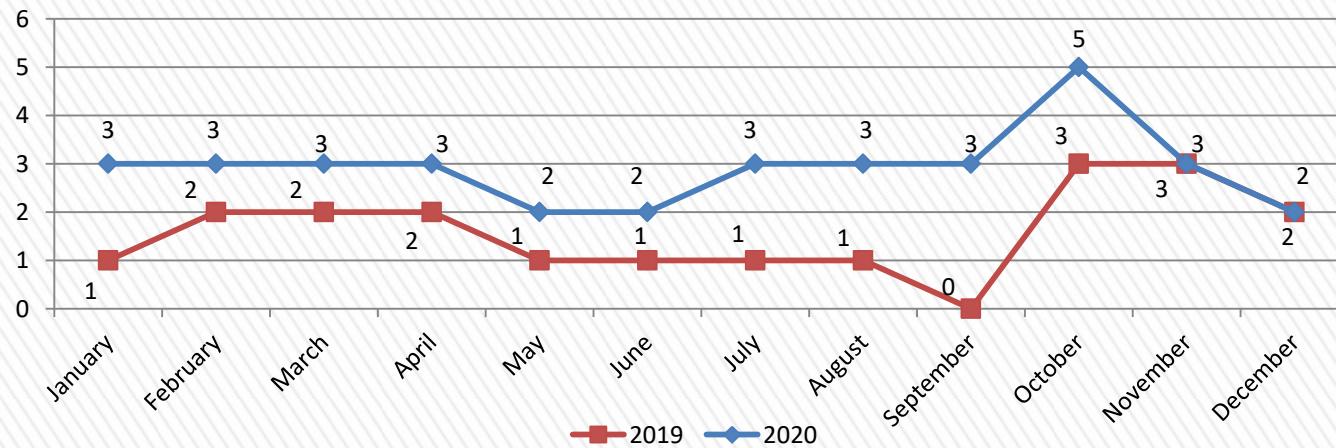
## Android



ANDROID - ACTIVES		
1	India	220
2	Emir. Arab Un.	8
3	Austria	4
4	France	4
5	Italy	4
<b>TOTAL</b>		<b>291</b>

geolocation of the app, which has been opened at least once in the last 30 days

## Apple



APPLE - ACTIVES		
1	India	2
2		
3		
4		
5		
<b>TOTAL</b>		<b>2</b>

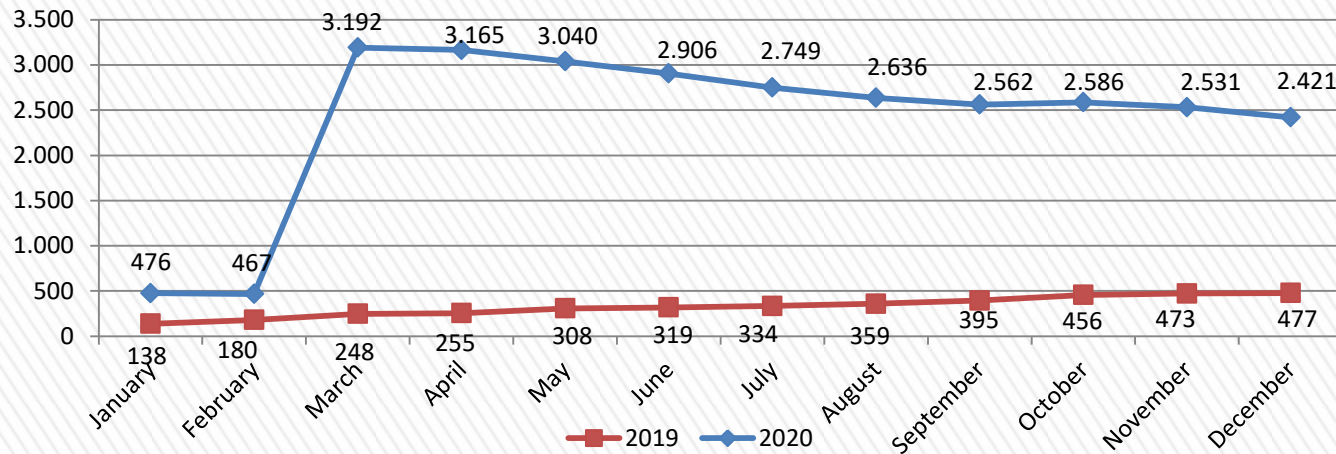
**ACTIVES** – Application opened at least once during a month (average)



# INDONESIA

Data updated to 31/12/2020

## Android

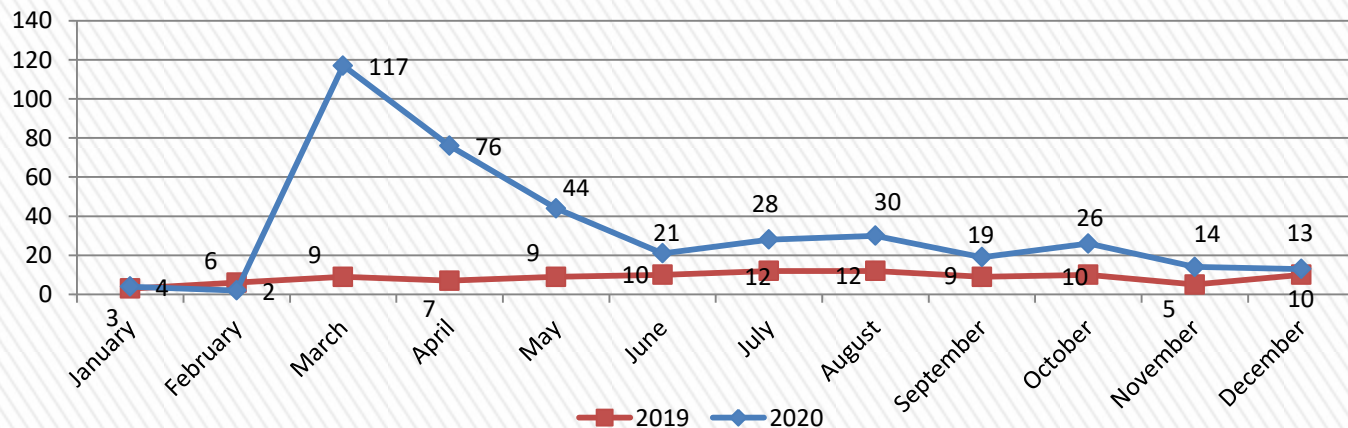


### ANDROID - ACTIVES

1	Indonesia	2.308
2	Malaysia	58
3	Italy	8
4	United States	7
5	Vietnam	4
<b>TOTAL</b>		<b>2.471</b>

geolocation of the app, which has been opened at least once in the last 30 days

## Apple



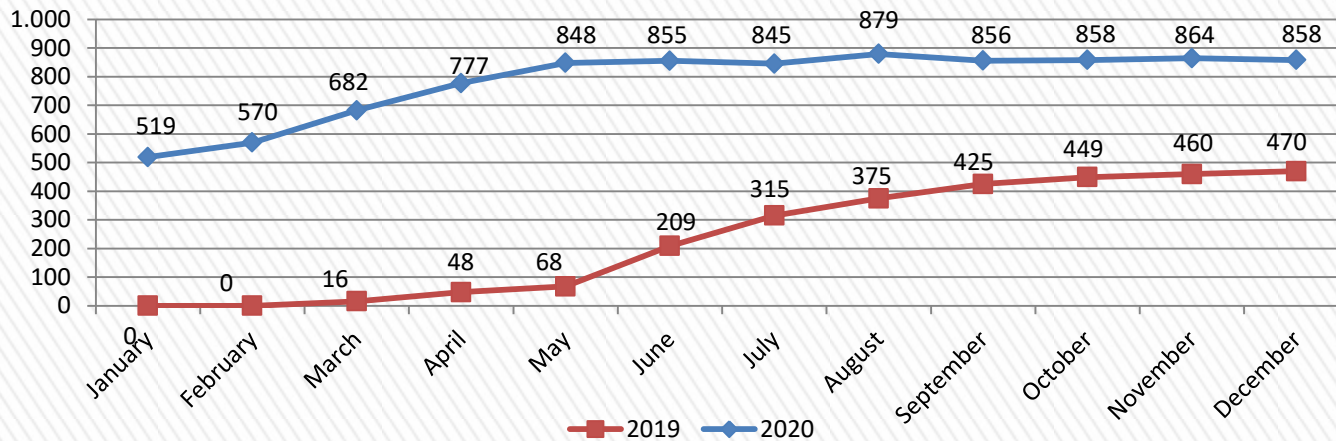
### APPLE - ACTIVES

1	Indonesia	13
2		
3		
4		
5		
<b>TOTAL</b>		<b>13</b>

**ACTIVES** – Application opened at least once during a month (average)



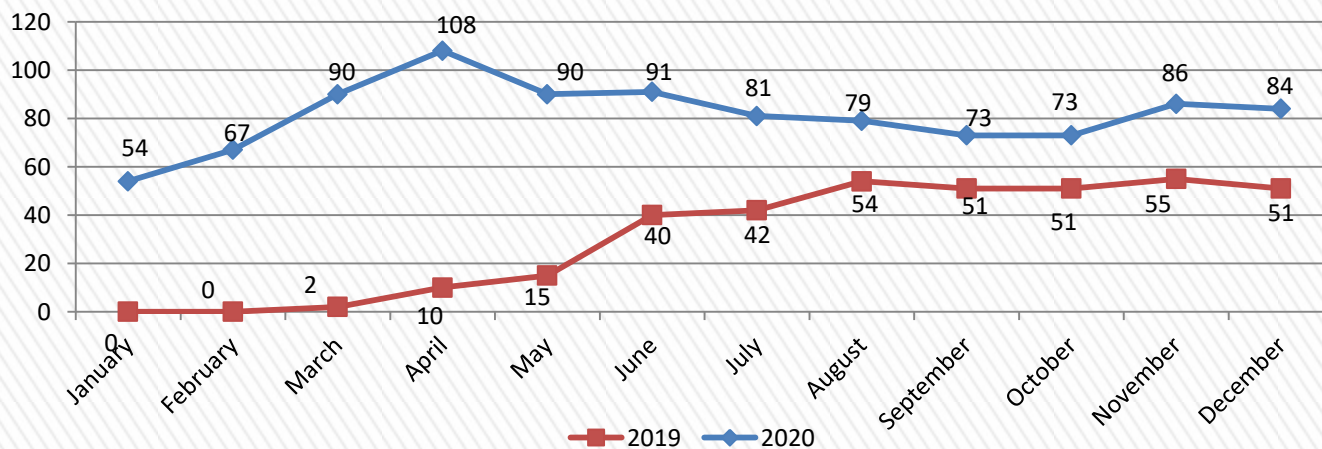
## Android



ANDROID - ACTIVES		
1	Iraq	492
2	Sweden	80
3	United States	52
4	Australia	45
5	Germany	45
<b>TOTAL</b>		<b>858</b>

geolocation of the app, which has been opened at least once in the last 30 days

## Apple

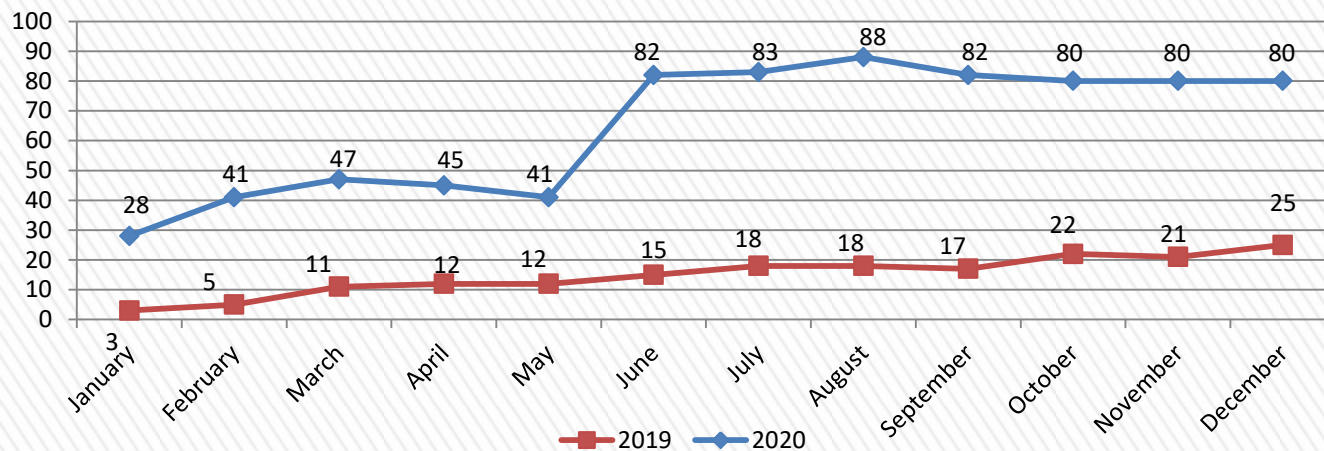


APPLE - ACTIVES		
1	United States	84
2		
3		
4		
5		
<b>TOTAL</b>		<b>84</b>

**ACTIVES** – Application opened at least once during a month (average)



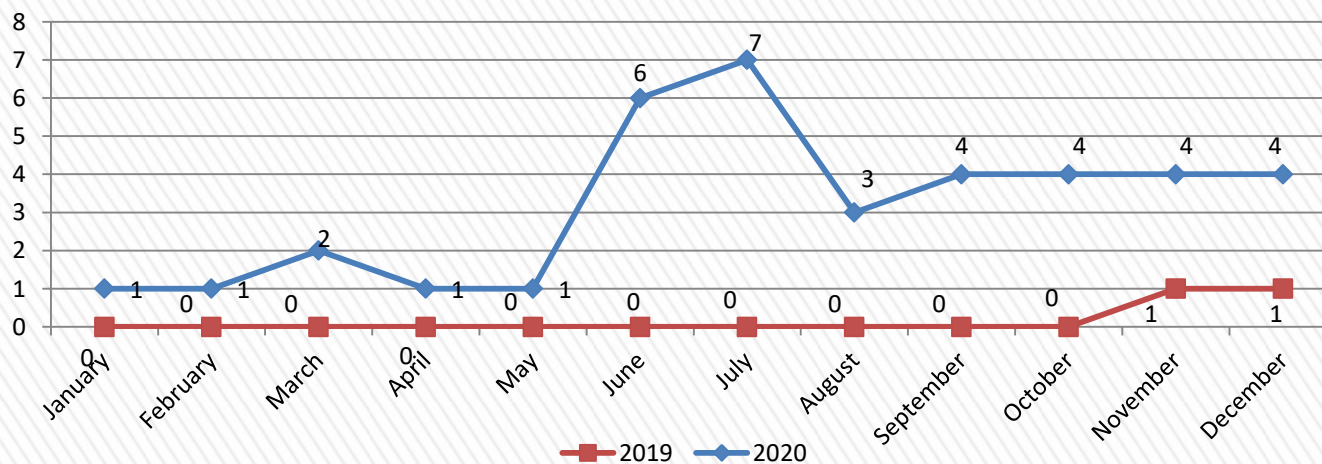
## Android



ANDROID - ACTIVES		
1	Macau	60
2	Hong Kong	7
3	United Kingdom	3
4	Colombia	2
5	France	2
TOTAL		80

geolocation of the app,  
which has been opened at  
least once in the last 30  
days

## Apple



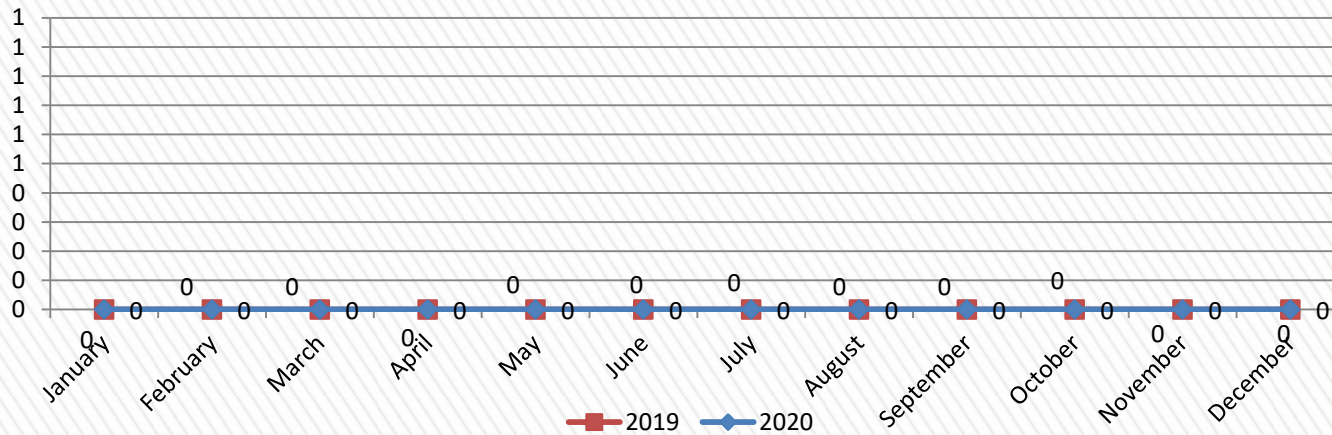
APPLE - ACTIVES		
1	Macau	4
2		
3		
4		
5		
TOTAL		4

**ACTIVES** – Application opened at least once during a month (average)

# NAZARETH

Data updated to 31/12/2020

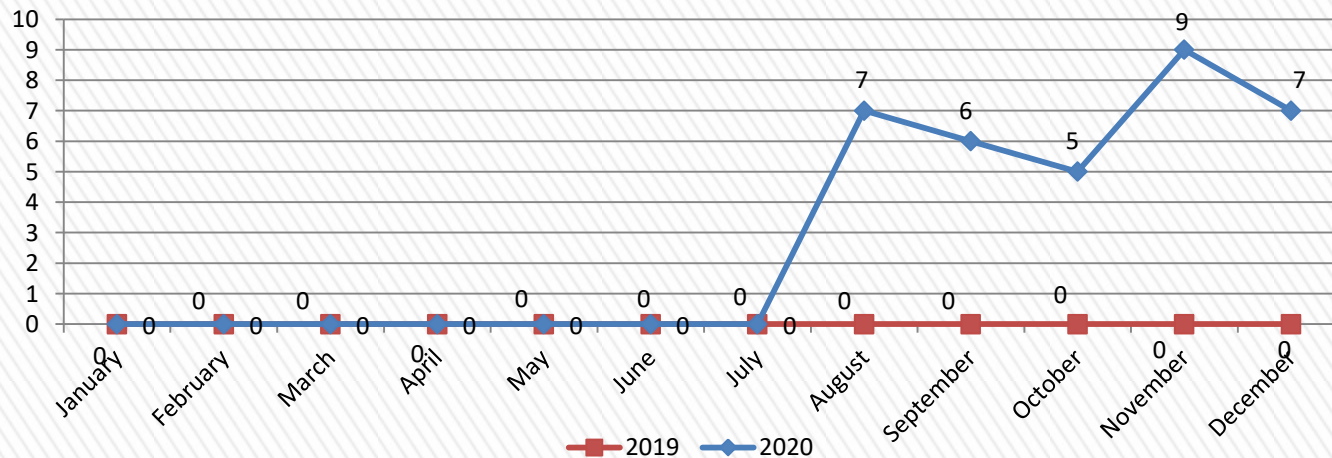
## Android



ANDROID - ACTIVES	
1	
2	
3	
4	
5	
<b>TOTAL</b>	<b>0</b>

geolocation of the app,  
which has been opened at  
least once in the last 30  
days

## Apple



APPLE - ACTIVES	
1	Israel
2	
3	
4	
5	
<b>TOTAL</b>	<b>7</b>

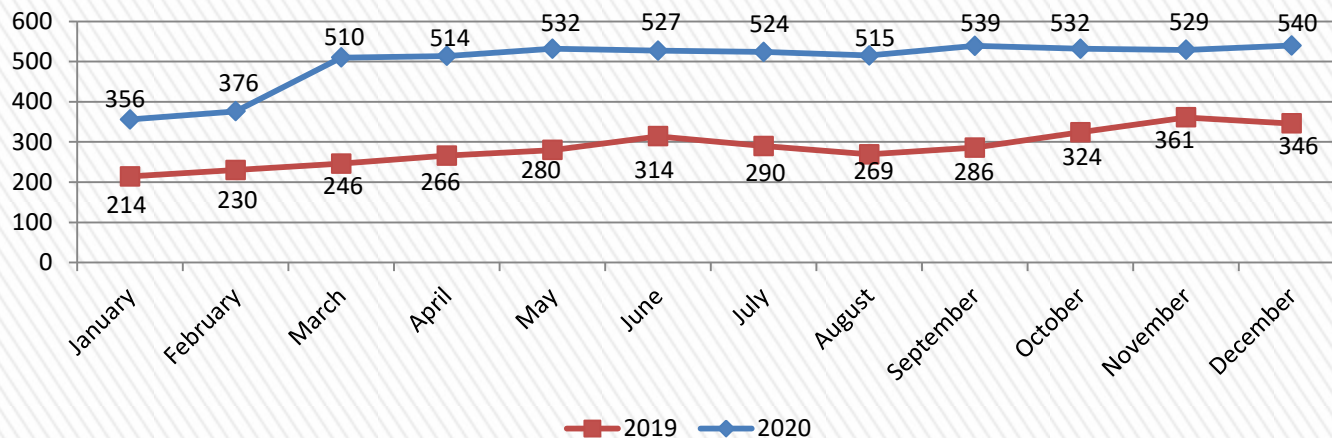
**ACTIVES** – Application opened at least once during a month (average)



# PHILIPPINES

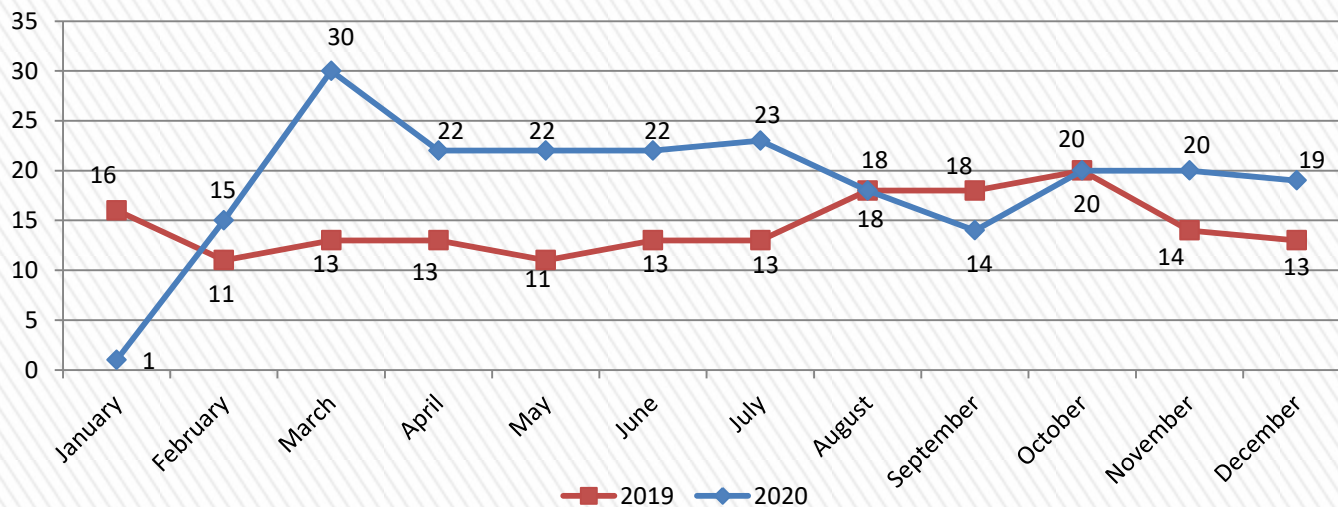
Data updated to 31/12/2020

## Android



ANDROID - ACTIVES		
1	Philippines	368
2	Italy	26
3	United States	22
4	Saudi Arabia	15
5	Canada	10
TOTAL		540

## Apple



geolocation of the app, which has been opened at least once in the last 30 days

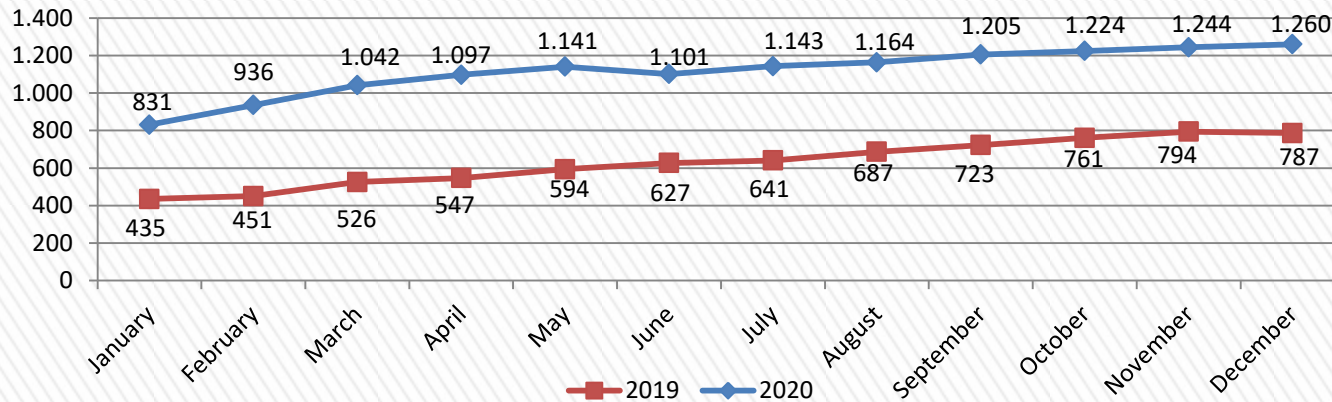
APPLE - ACTIVES		
1	Philippines	19
2		
3		
4		
5		
TOTAL		19

ACTIVES – Application opened at least once during a month (average)

# RADIO MARIAM

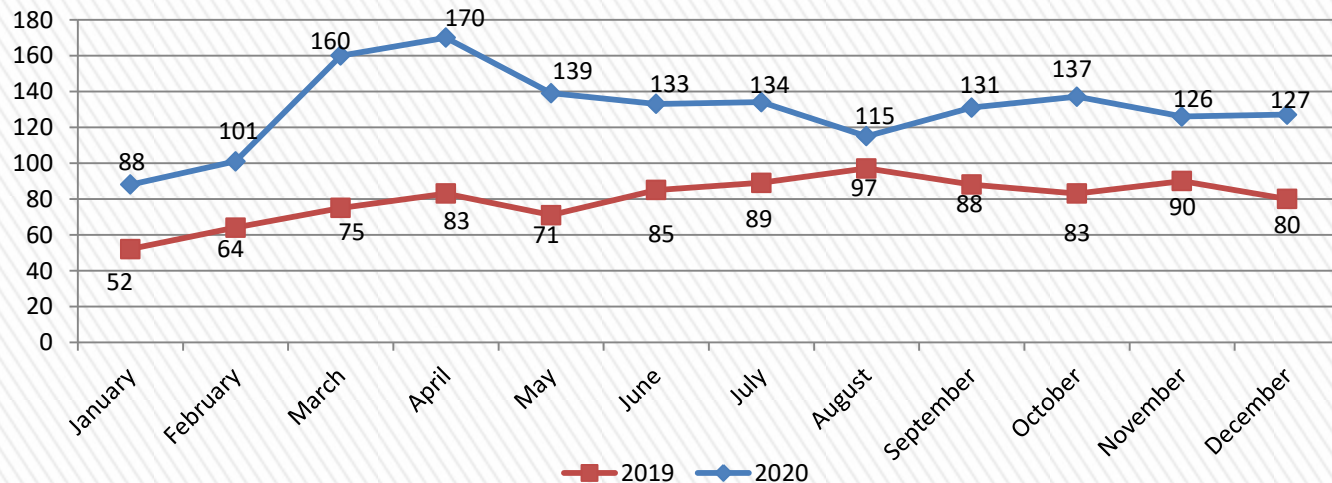
Data updated to 31/12/2020

## Android



ANDROID - ACTIVES		
1	Egypt	231
2	Isreal	177
3	Lebanon	125
4	Jordan	102
5	Iraq	87
<b>TOTAL</b>		<b>1.260</b>

## Apple



geolocation of the app, which has been opened at least once in the last 30 days

APPLE - ACTIVES		
1	United States	47
2	Australia	16
3	Sweden	15
4	Jordan	7
5	Italy	7
<b>TOTAL</b>		<b>127</b>

**ACTIVES** – Application opened at least once during a month (average)



EUROPE



# Actives Apps - EUROPE

Data updated to 31/12/2020



Google play

			2020	2019
1.		ITALY	31.999	23.558
2.		SPAIN	23.253	22.236
3.		GERMANY	9.908	13.448
4.		FRANCE	4.691	2.695
5.		ALBANIA	4.329	2.391
6.		UKRAINE	3.877	2.101
7.		SLOVAKIA	3.627	1.976
8.		IRELAND	2.578	1.119
9.		BELARUS	2.114	908
10.		CROATIA	1.518	593
11.		ROMANIA (Hun)	1.480	472
12.		LITHUANIA	1.231	698
13.		HUNGARY	937	296
14.		SWITZERLAND	864	525
15.		KOSOVO	719	220
16.		LATVIA	714	324
17.		BELGIUM	628	318
18.		MALTA	427	238
19.		ITALY - SOUTH TIROL	310	90
20.		BOSNIA HERZ.	247	97
21.		MACEDONIA	190	86
22.		SERBIA	168	84
23.		SERBIA (Hun)	159	56
24.		RUSSIA	83	26
25.		SWITZERLAND (Fre)	53	
26.		ARMENIA	38	31

			2020	2019
1.		ITALY	1.894	1.228
2.		SPAIN	1.638	1.228
3.		ALBANIA	685	380
4.		GERMANY	637	5.199
5.		FRANCE	237	132
6.		IRELAND	160	57
7.		SWITZERLAND	107	63
8.		LITHUANIA	69	43
9.		SLOVAKIA	68	31
10.		UKRAINE	63	29
11.		BELGIUM	61	39
12.		KOSOVO	60	19
13.		ROMANIA (Hun)	28	11
14.		HUNGARY	23	7
15.		ITALY - SOUTH TIROL	22	17
16.		LATVIA	20	3
17.		SWITZERLAND (Fre)	20	
18.		CROATIA	19	9
19.		BELARUS	17	13
20.		ENGLAND	10	
21.		RUSSIA	9	
22.		BOSNIA HERZ.	3	2
23.		ARMENIA	3	1
24.		SERBIA (Hun)	1	2
25.				
26.				



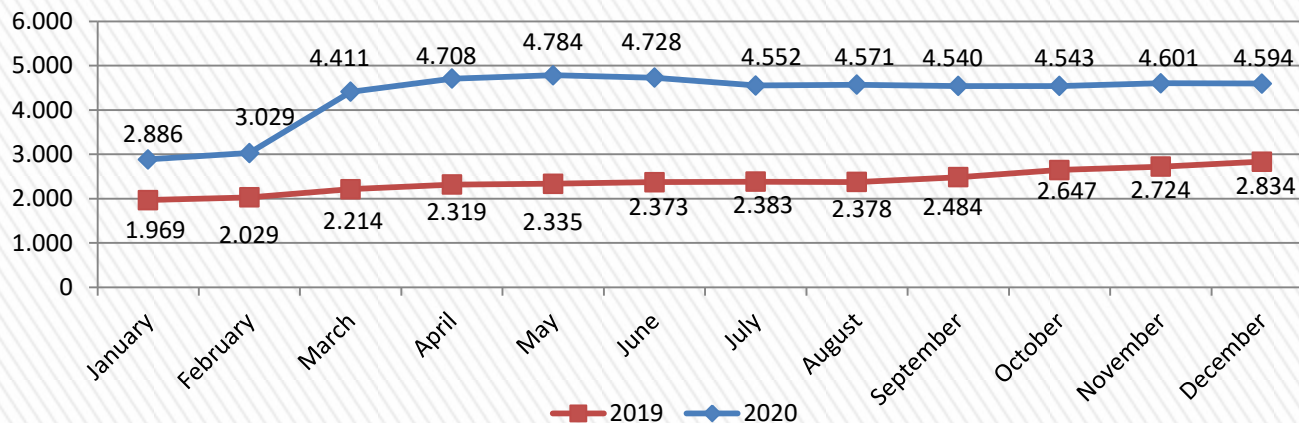
App Store

Monthly Active Users (MAU): the number of unique users that opened the app at least once per month





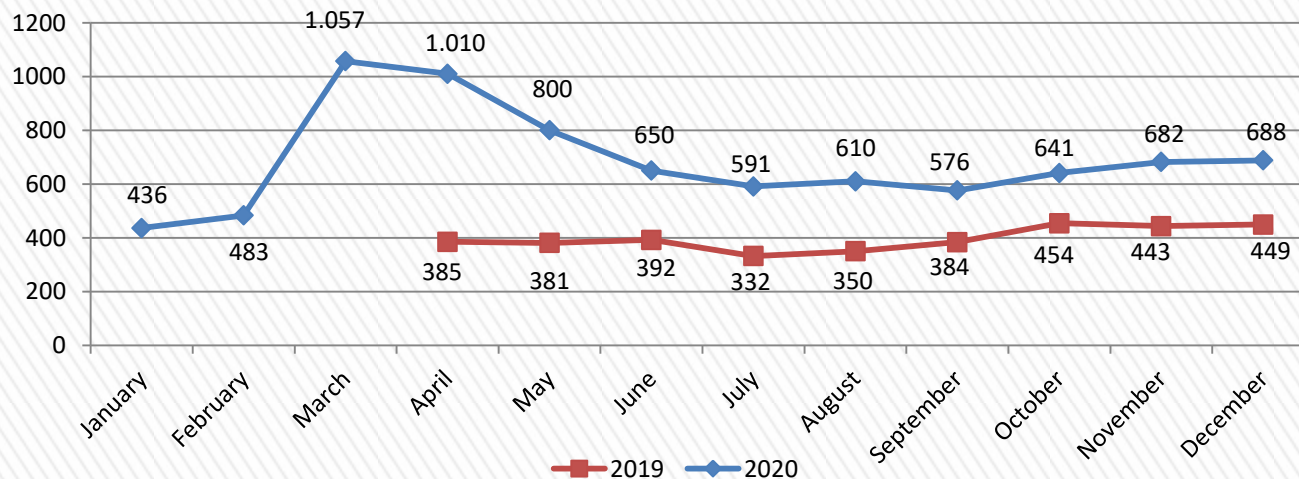
## Android



ANDROID - ACTIVES		
1	Albania	1.685
2	Italy	849
3	Kosovo	544
4	Switzerland	394
5	Germany	236
<b>TOTAL</b>		<b>4.594</b>

geolocation of the app, which has been opened at least once in the last 30 days

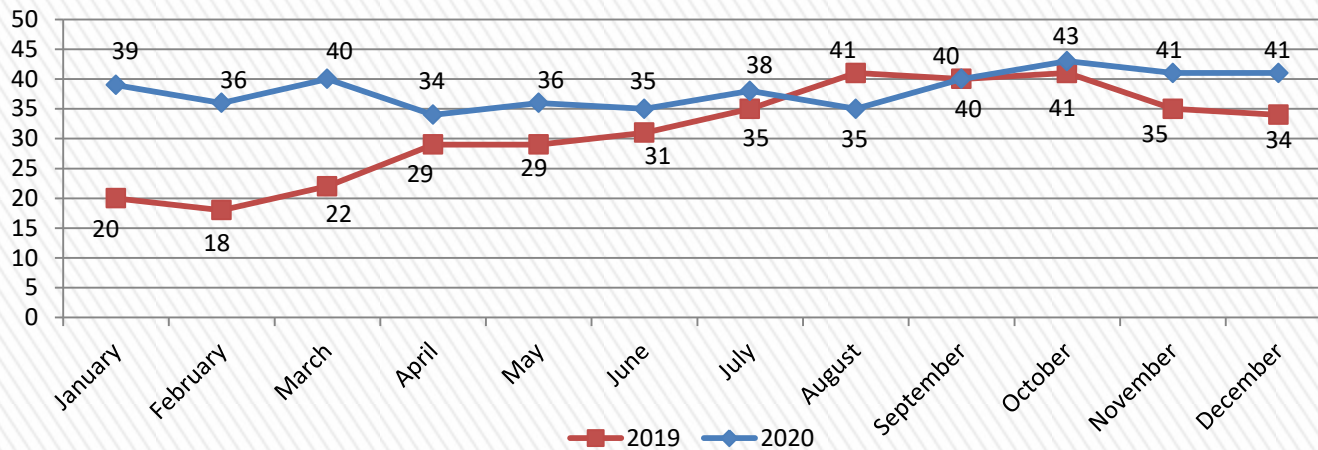
## Apple



APPLE - ACTIVES		
1	Albania	227
2	Switzerland	158
3	United States	127
4	Italy	45
5	Germany	38
<b>TOTAL</b>		<b>688</b>

**ACTIVES** – Application opened at least once during a month (average)

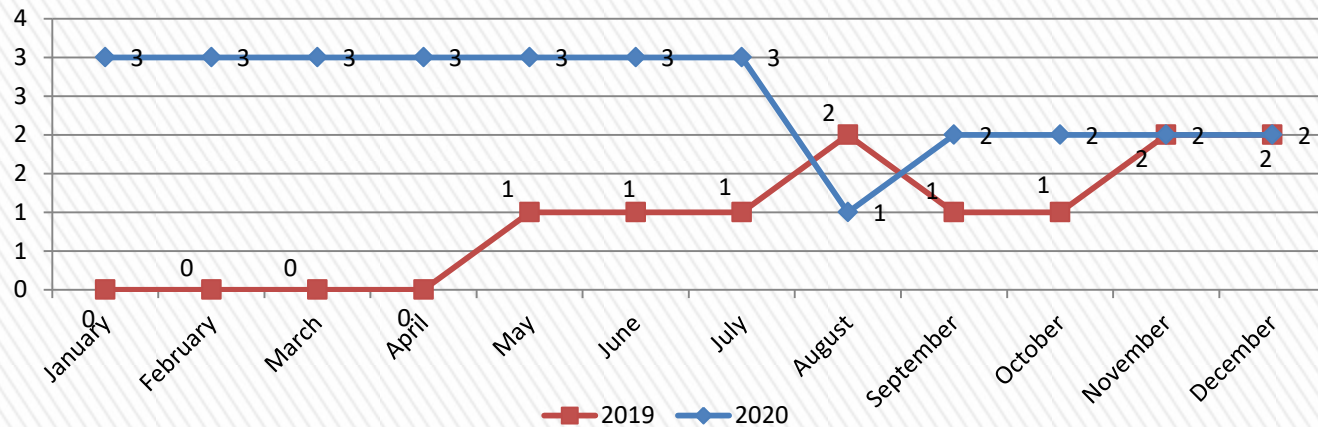
## Android



ANDROID - ACTIVES		
1	Armenia	18
2	Russia	4
3	Lebanon	3
4	Sweden	3
5	United States	3
TOTAL		41

geolocation of the app,  
which has been opened at  
least once in the last 30  
days

## Apple



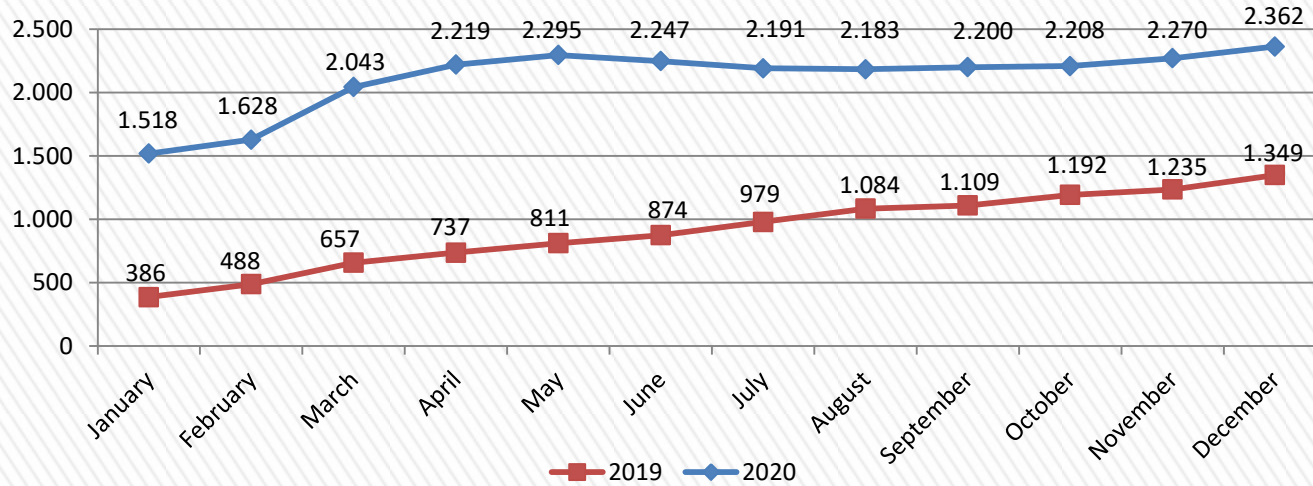
APPLE - ACTIVES		
1	Armenia	2
2		
3		
4		
5		
TOTAL		2

**ACTIVES** – Application opened at least once during a month (average)

# BELARUS

Data updated to 31/12/2020

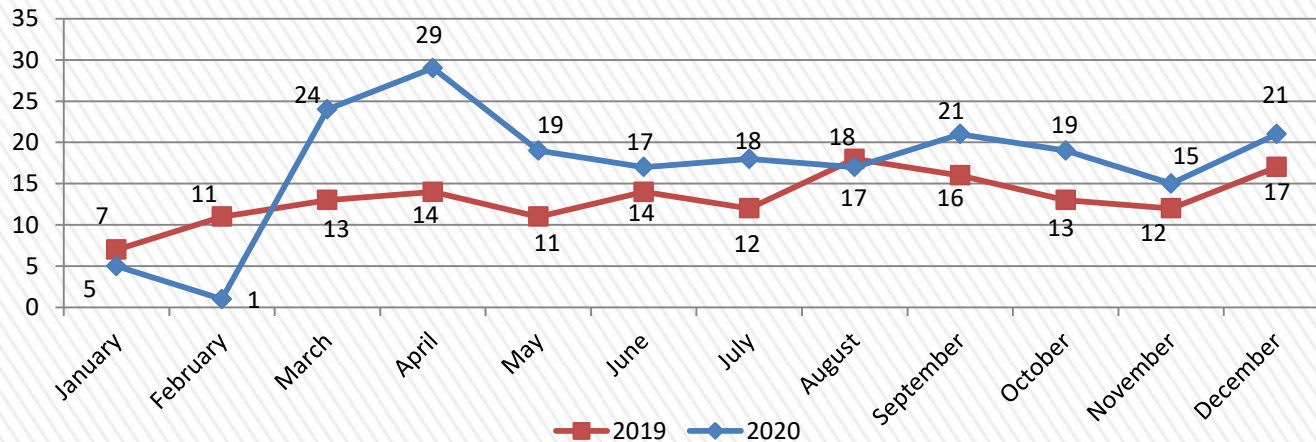
## Android



ANDROID - ACTIVES		
1	Belarus	2.265
2	Poland	29
3	Russia	19
4	Italy	7
5	Lithuania	6
TOTAL		2.362

geolocation of the app,  
which has been opened at  
least once in the last 30  
days

## Apple



APPLE - ACTIVES		
1	Belarus	21
2		
3		
4		
5		
TOTAL		21

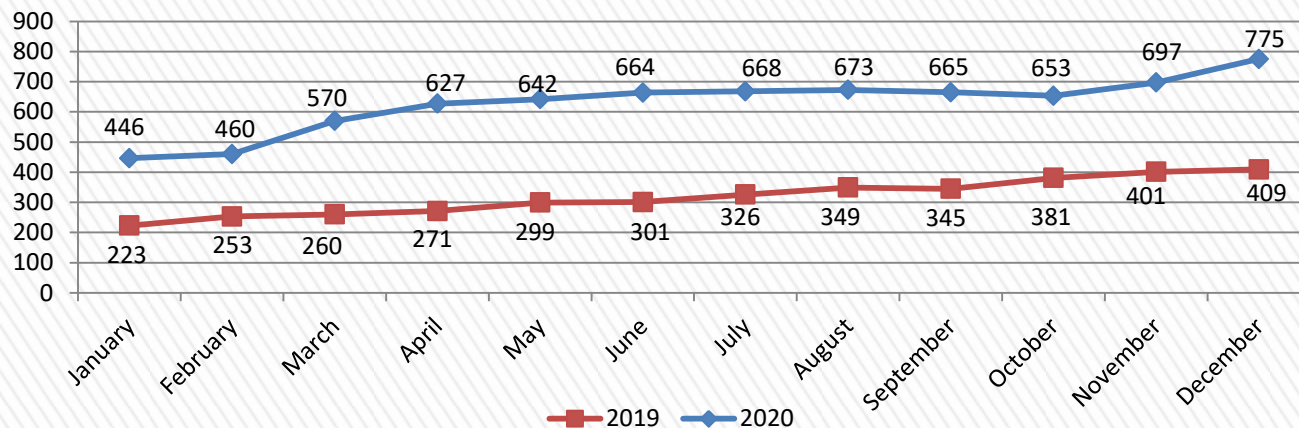
ACTIVES – Application opened at least once during a month (average)



# BELGIUM

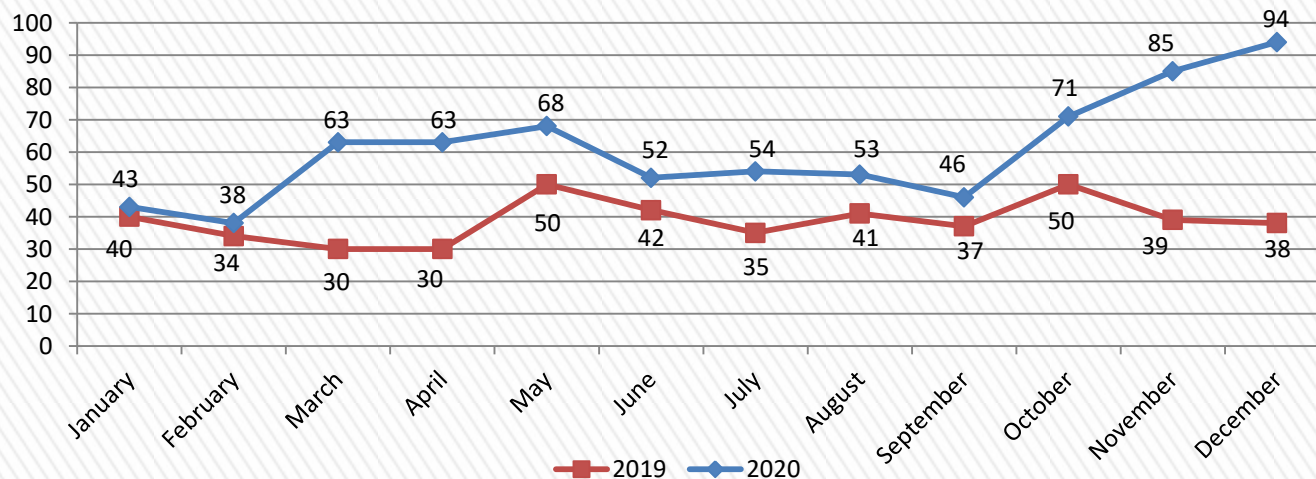
Data updated to 31/12/2020

## Android



ANDROID - ACTIVES		
1	Belgium	654
2	Netherlands	94
3	France	5
4	Brazil	2
5	Germany	2
TOTAL		775

## Apple

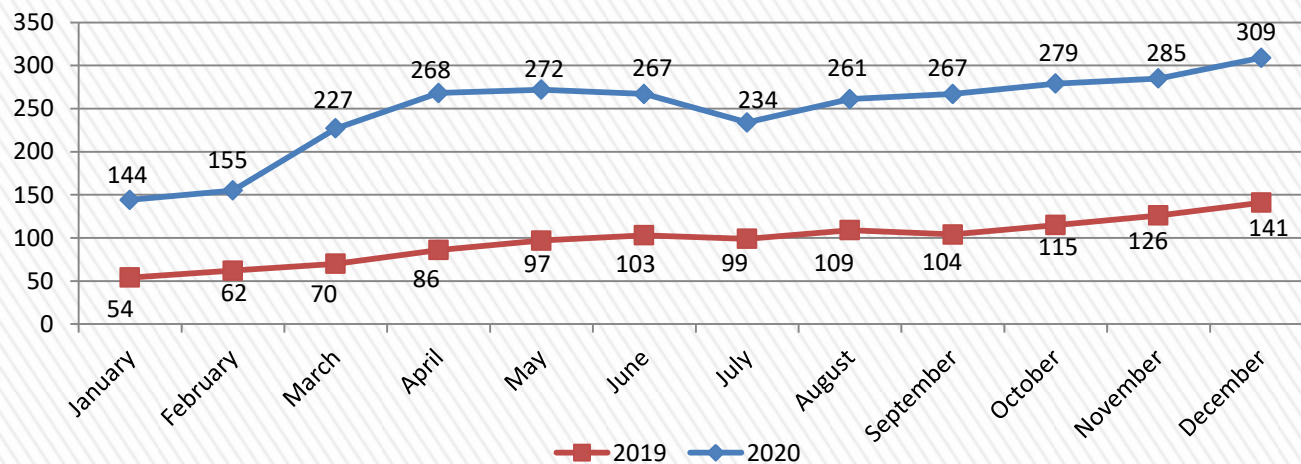


geolocation of the app, which has been opened at least once in the last 30 days

APPLE - ACTIVES		
1	Belgium	94
2		
3		
4		
5		
TOTAL		94

ACTIVES – Application opened at least once during a month (average)

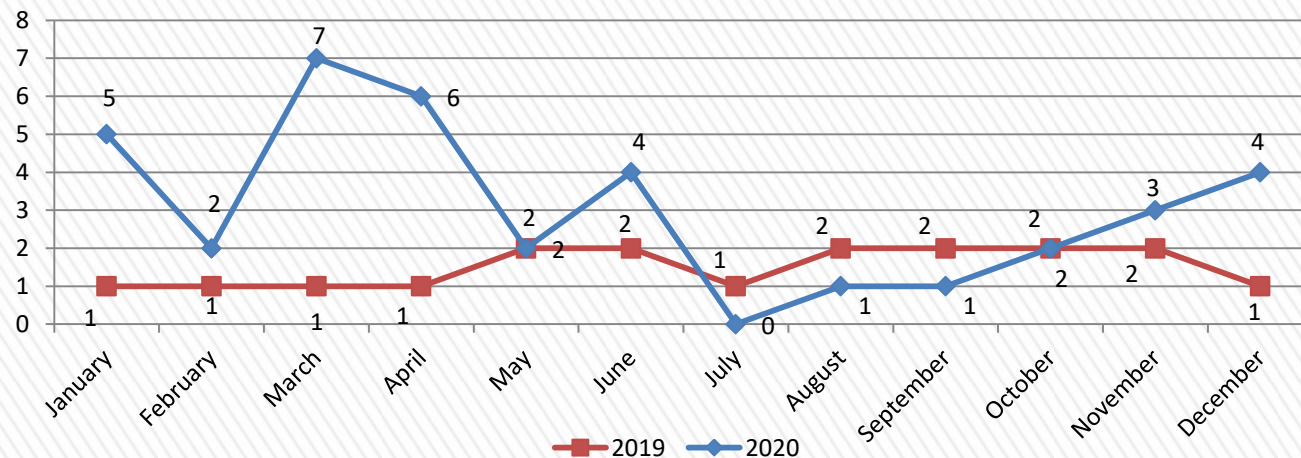
## Android



ANDROID - ACTIVES		
1	Bosnia-Herz	150
2	Croatia	52
3	Germany	36
4	Austria	19
5	Switzerland	12
TOTAL		309

geolocation of the app,  
which has been opened at  
least once in the last 30  
days

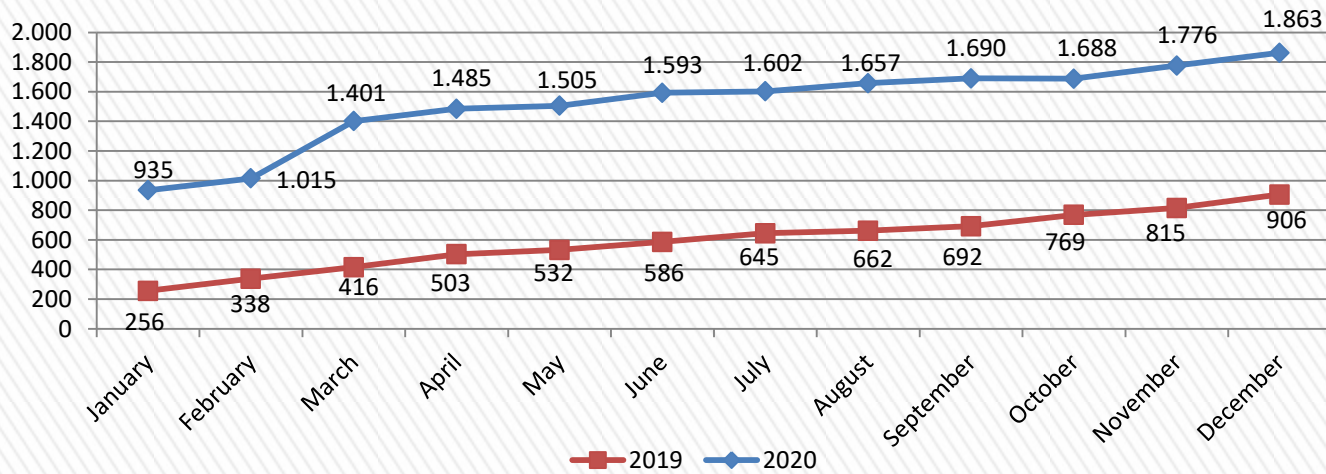
## Apple



APPLE - ACTIVES		
1	Croatia	4
2		
3		
4		
5		
TOTAL		4

**ACTIVES** – Application opened at least once during a month (average)

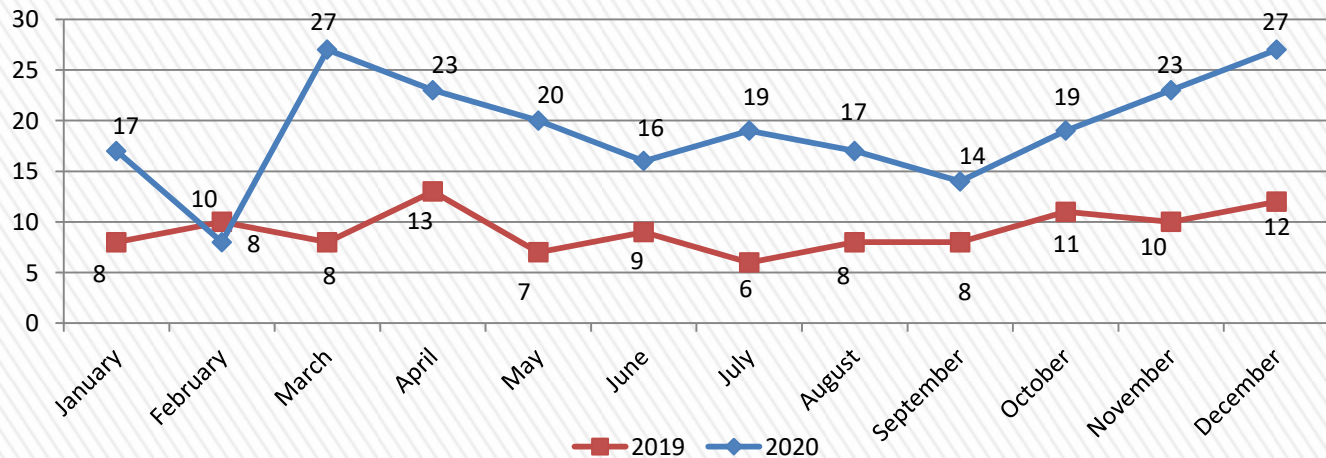
## Android



ANDROID - ACTIVES		
1	Croatia	1.323
2	Germany	216
3	Austria	97
4	Bosnia-Herz	52
5	Switzerland	28
<b>TOTAL</b>		<b>1.863</b>

geolocation of the app,  
which has been opened at  
least once in the last 30  
days

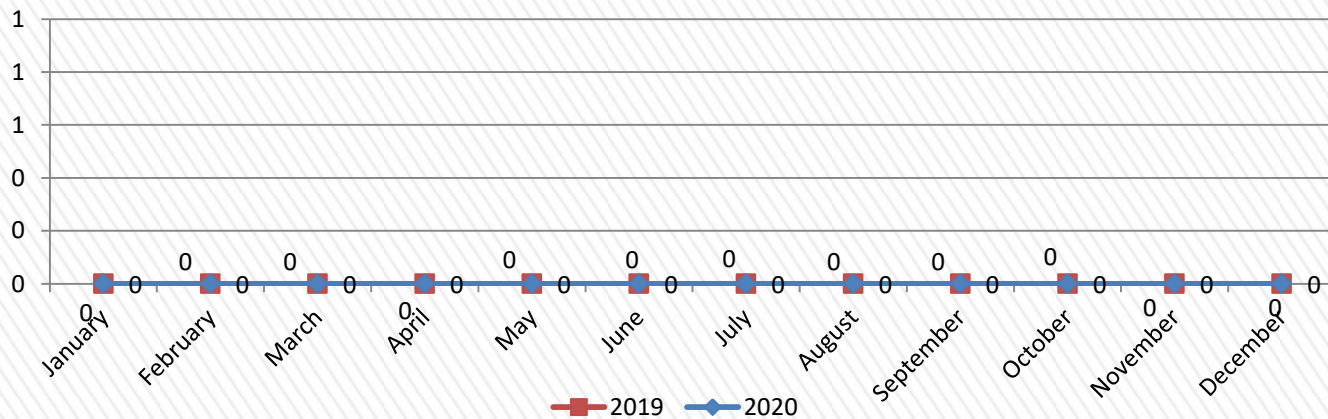
## Apple



APPLE - ACTIVES		
1	Croatia	27
2		
3		
4		
5		
<b>TOTAL</b>		<b>27</b>

**ACTIVES** – Application opened at least once during a month (average)

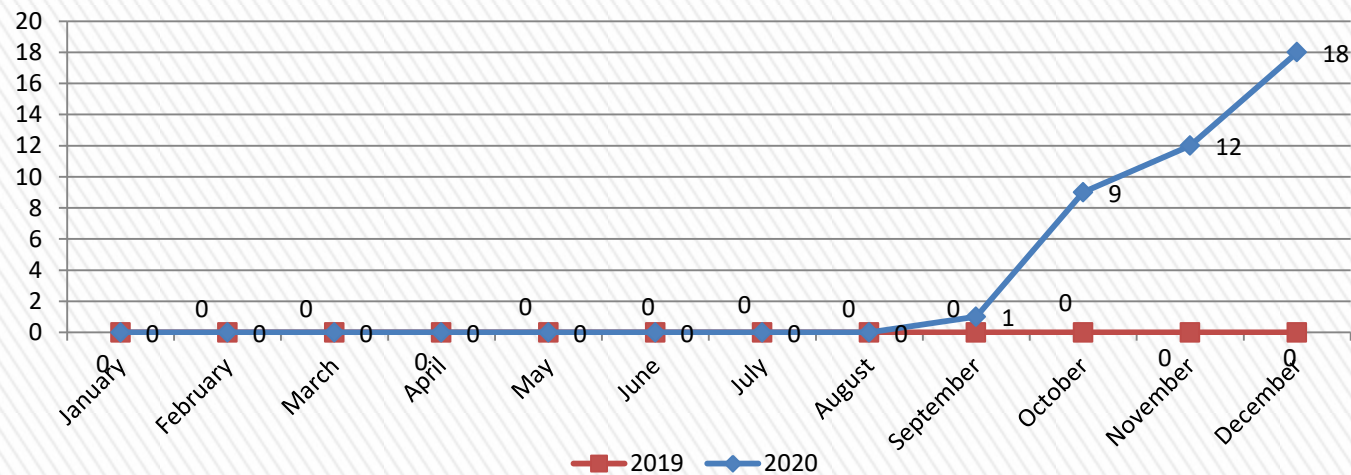
## Android



ANDROID - ACTIVES	
1	
2	
3	
4	
5	
<b>TOTAL</b>	

geolocation of the app,  
which has been opened at  
least once in the last 30  
days

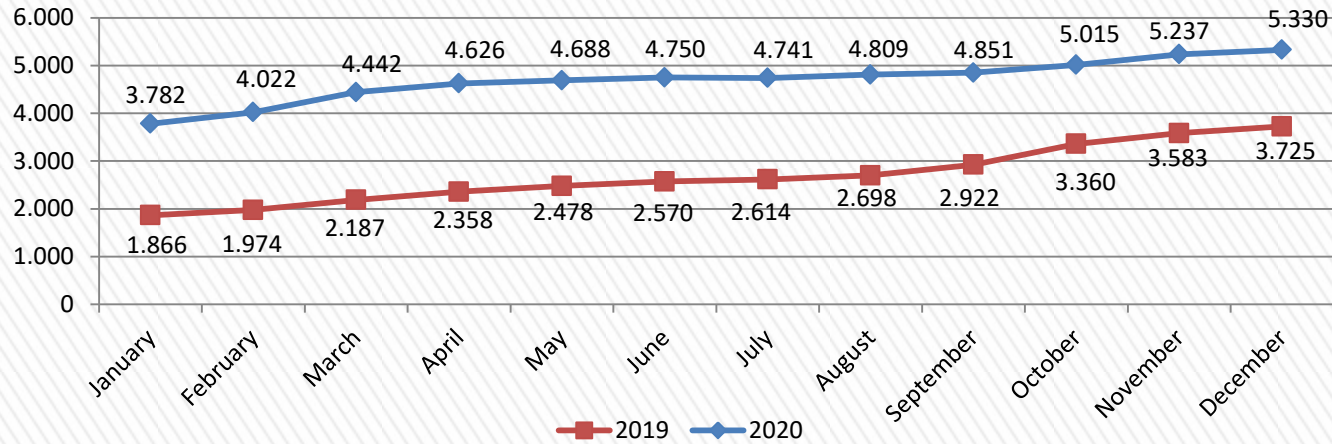
## Apple



APPLE - ACTIVES	
1	United King. 18
2	
3	
4	
5	
<b>TOTAL 18</b>	

**ACTIVES** – Application opened at least once during a month (average)

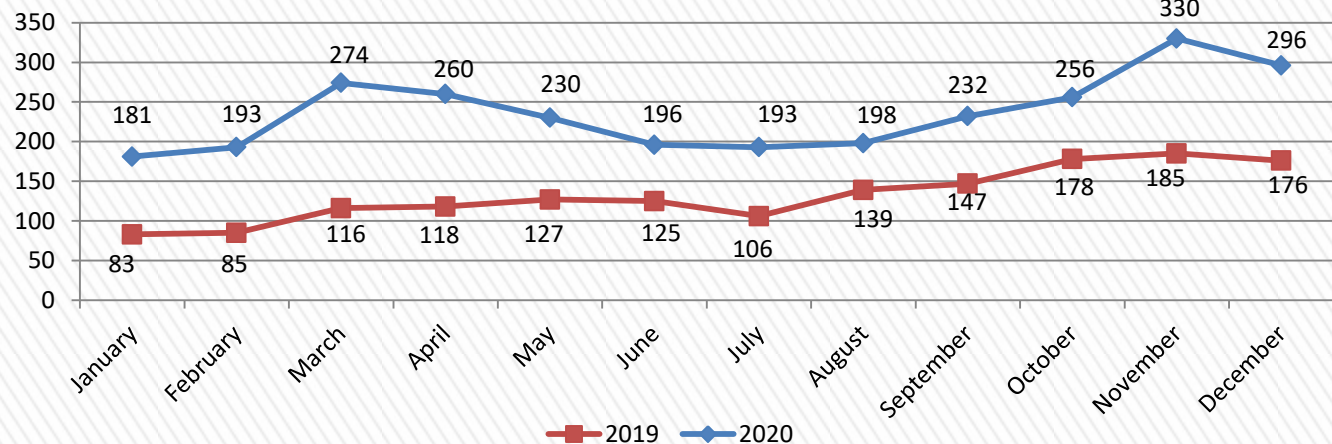
## Android



ANDROID - ACTIVES		
1	France	3.556
2	Switzerland	230
3	Belgium	151
4	Guadalupa	109
5	Mauritius	87
<b>TOTAL</b>		<b>5.330</b>

geolocation of the app,  
which has been opened at  
least once in the last 30  
days

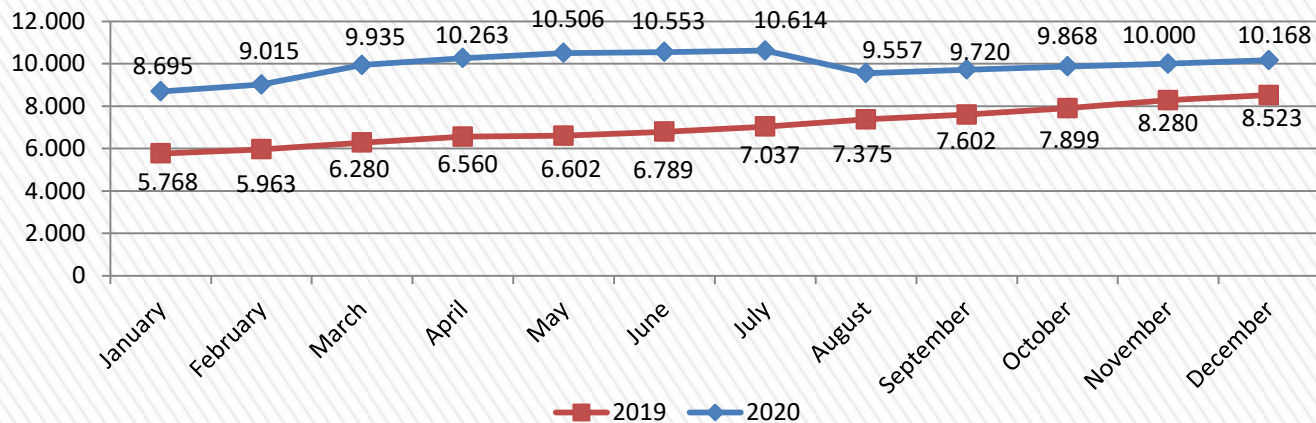
## Apple



APPLE - ACTIVES		
1	France	296
2		
3		
4		
5		
<b>TOTAL</b>		<b>296</b>

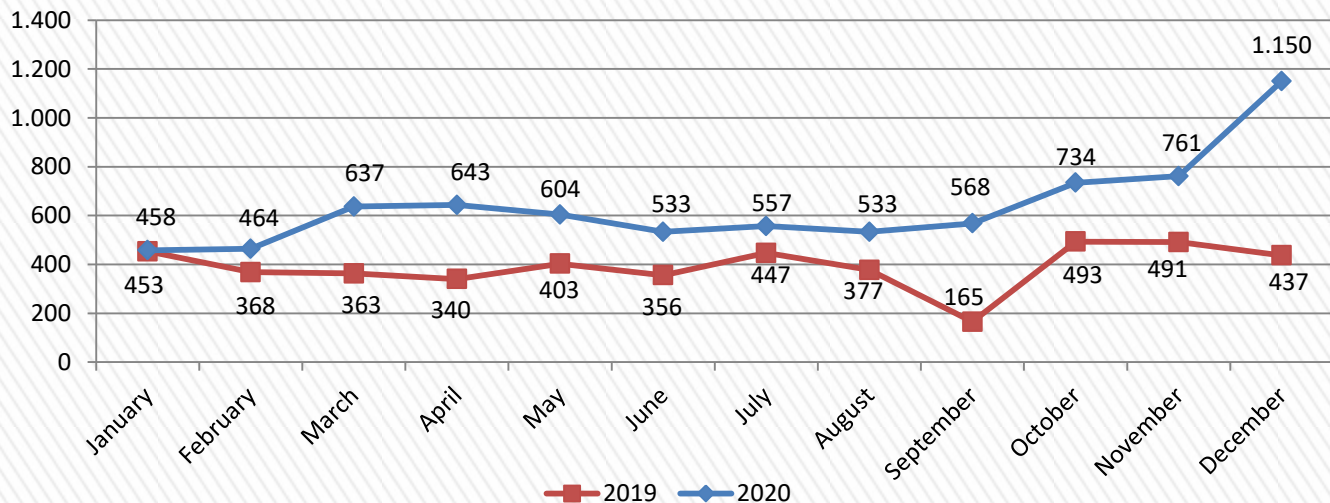
**ACTIVES** – Application opened at least once during a month (average)

## Android



ANDROID - ACTIVES		
1	Germany	9,096
2	Austria	531
3	Switzerland	207
4	Italy	72
5	Luxembourg	24
<b>TOTAL</b>		<b>9,930</b>

## Apple

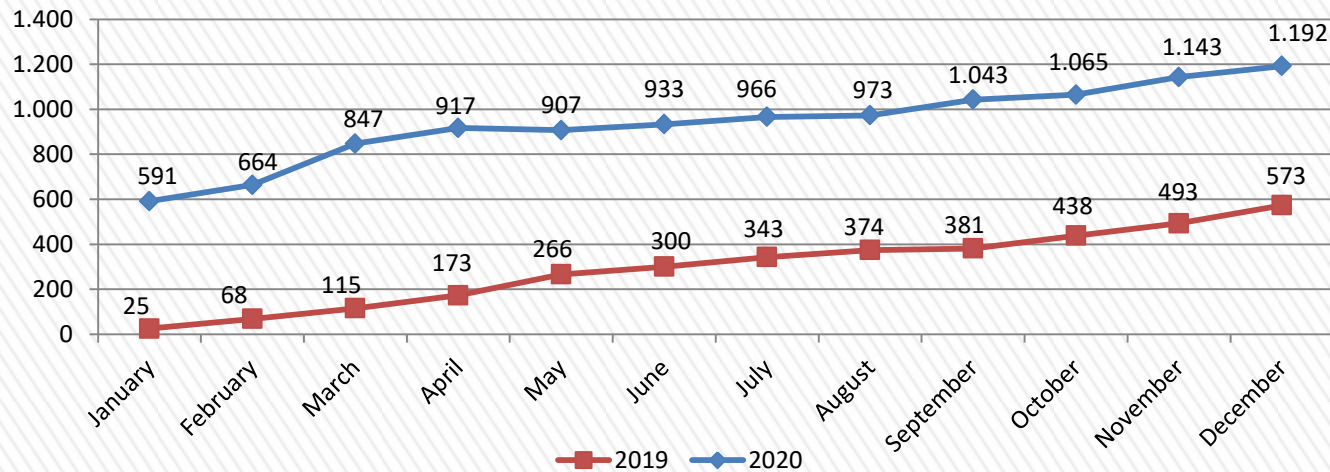


geolocation of the app,  
which has been opened at  
least once in the last 30  
days

APPLE - ACTIVES		
1	Germany	999
2	Switzerland	65
3	Austria	49
4	Luxembourg	14
5	Romania	3
<b>TOTAL</b>		<b>1,130</b>

**ACTIVES** – Application opened at least once during a month (average)

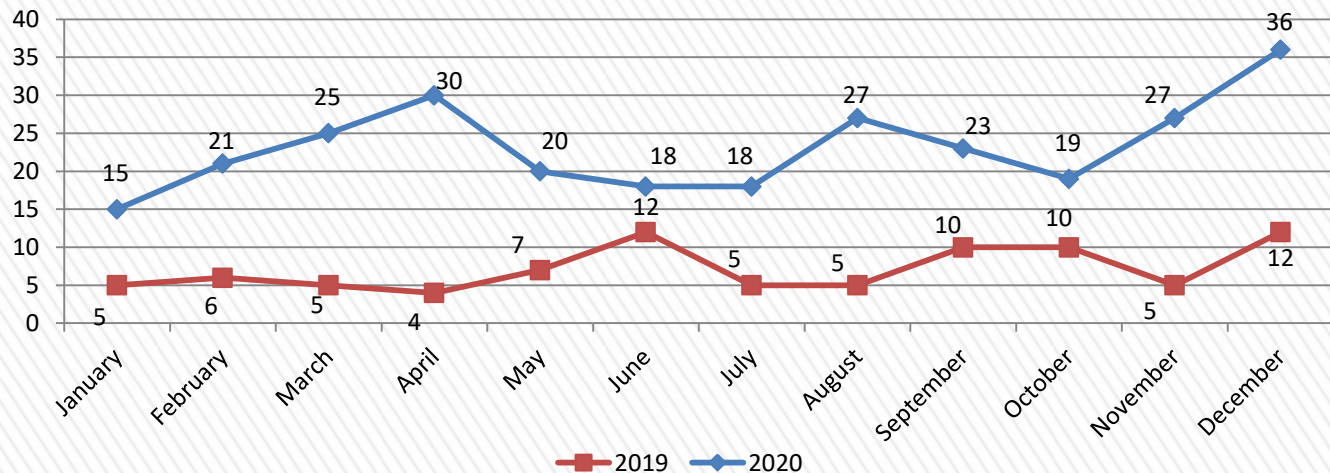
## Android



ANDROID - ACTIVES		
1	Hungary	895
2	Slovakia	120
3	Romania	70
4	Serbia	29
5	Ucraina	15
<b>TOTAL</b>		<b>1.192</b>

geolocation of the app,  
which has been opened at  
least once in the last 30  
days

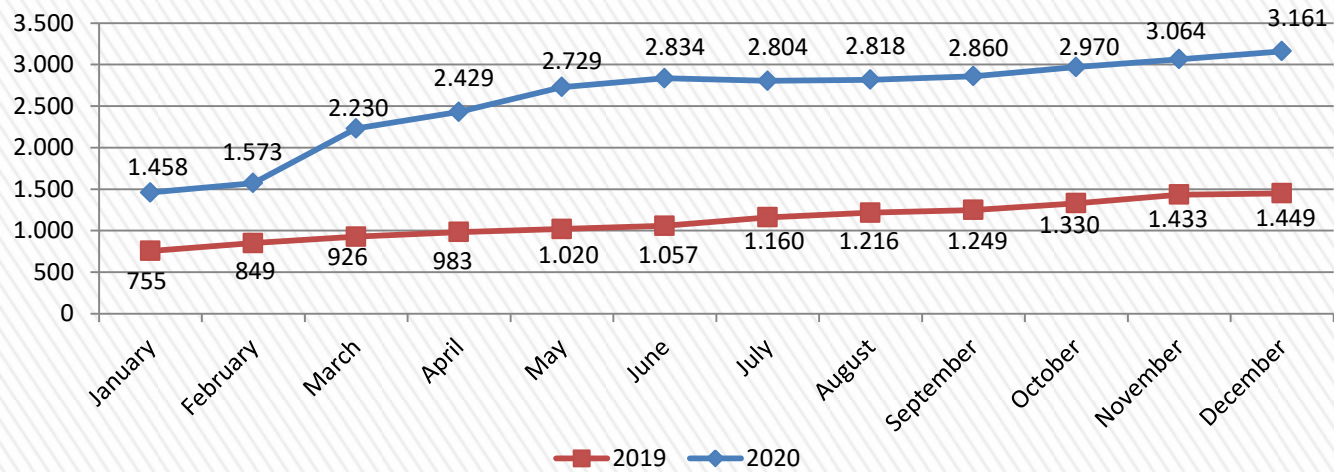
## Apple



APPLE - ACTIVES		
1	Hungary	36
2		
3		
4		
5		
<b>TOTAL</b>		<b>36</b>

**ACTIVES** – Application opened at least once during a month (average)

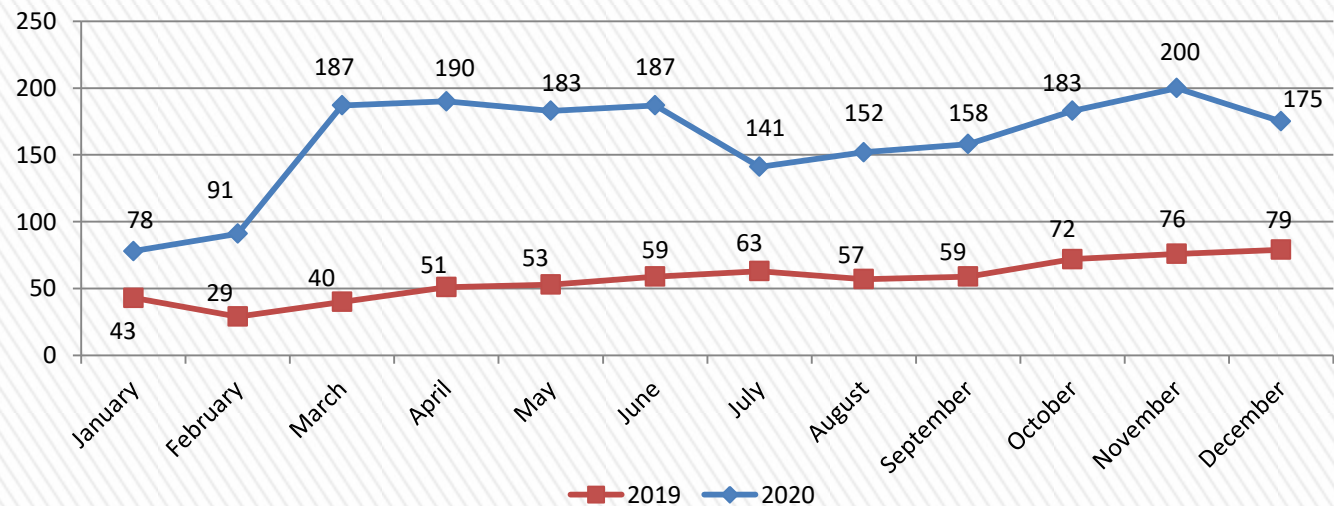
## Android



ANDROID - ACTIVES		
1	Ireland	2,341
2	United Kingdom	540
3	United States	70
4	Spain	30
5	Italy	24
<b>TOTAL</b>		<b>3,161</b>

geolocation of the app, which has been opened at least once in the last 30 days

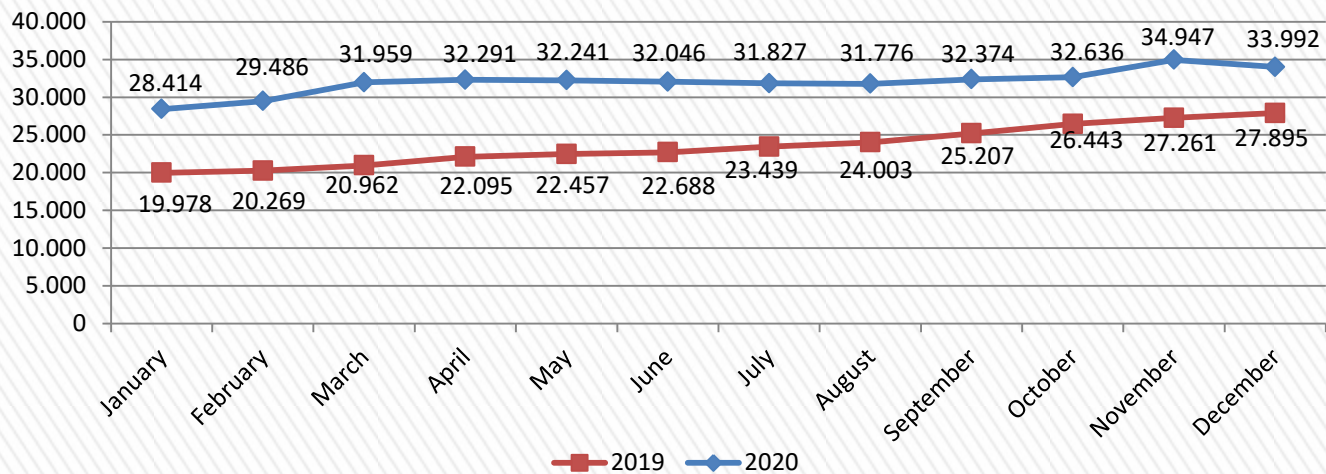
## Apple



APPLE - ACTIVES		
1	Ireland	175
2		
3		
4		
5		
<b>TOTAL</b>		<b>175</b>

**ACTIVES** – Application opened at least once during a month (average)

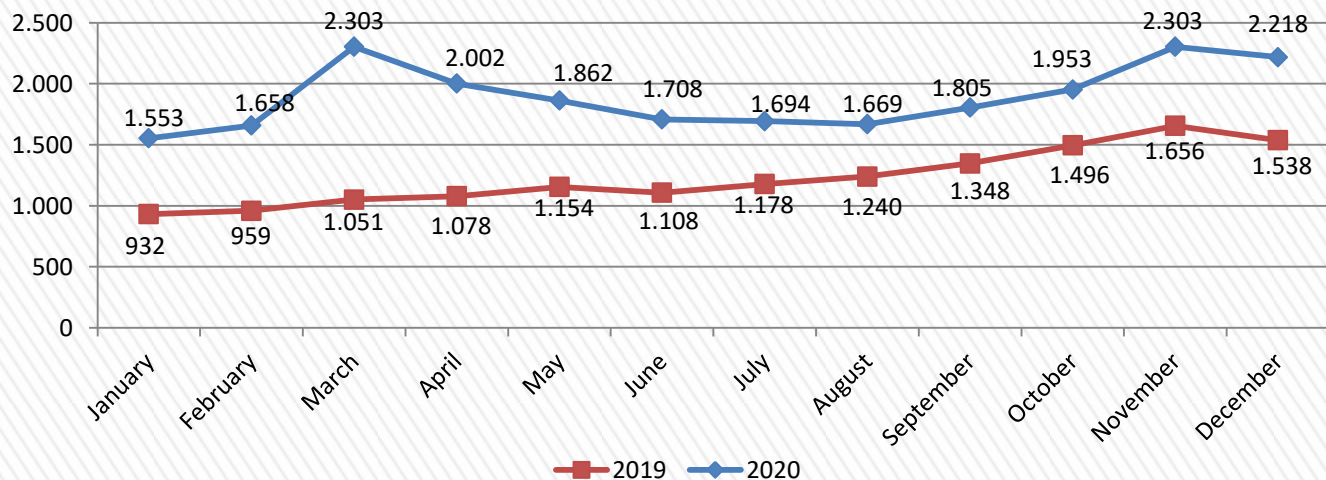
## Android



ANDROID - ACTIVES		
1	<b>Italy</b>	31.583
2	<b>Switzerland</b>	349
3	<b>Germany</b>	262
4	<b>France</b>	161
5	<b>Brazil</b>	141
<b>TOTAL</b>		<b>33.992</b>

geolocation of the app,  
which has been opened at  
least once in the last 30  
days

## Apple



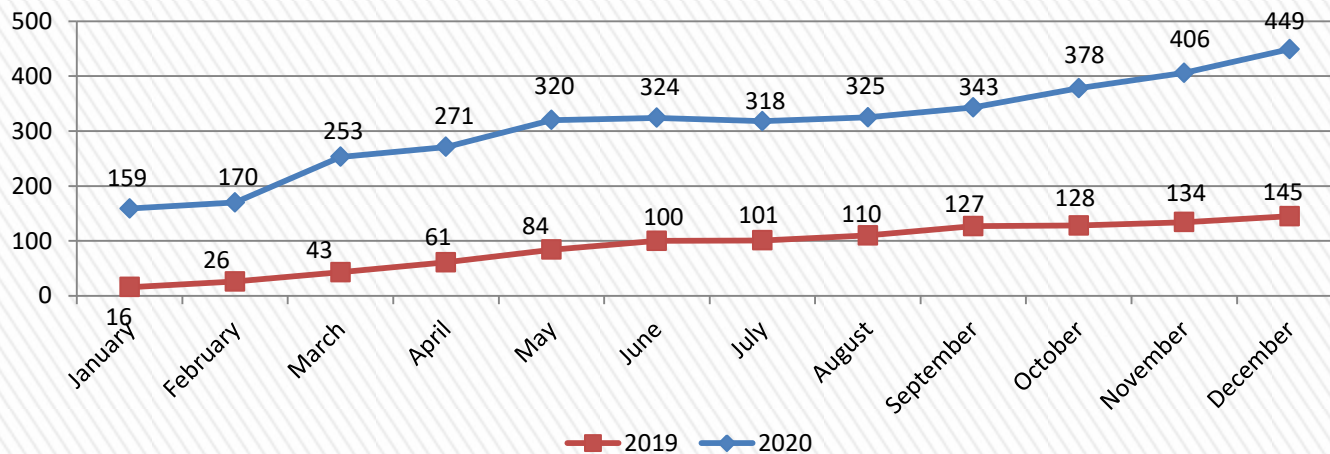
APPLE - ACTIVES		
1	<b>Italy</b>	2.201
2	<b>Switzerland</b>	5
3	<b>United States</b>	5
4	<b>France</b>	1
5	<b>Canada</b>	1
<b>TOTAL</b>		<b>2.218</b>

**ACTIVES** – Application opened at least once during a month (average)

# ITALY – SOUTH TYROL

Data updated to 31/12/2020

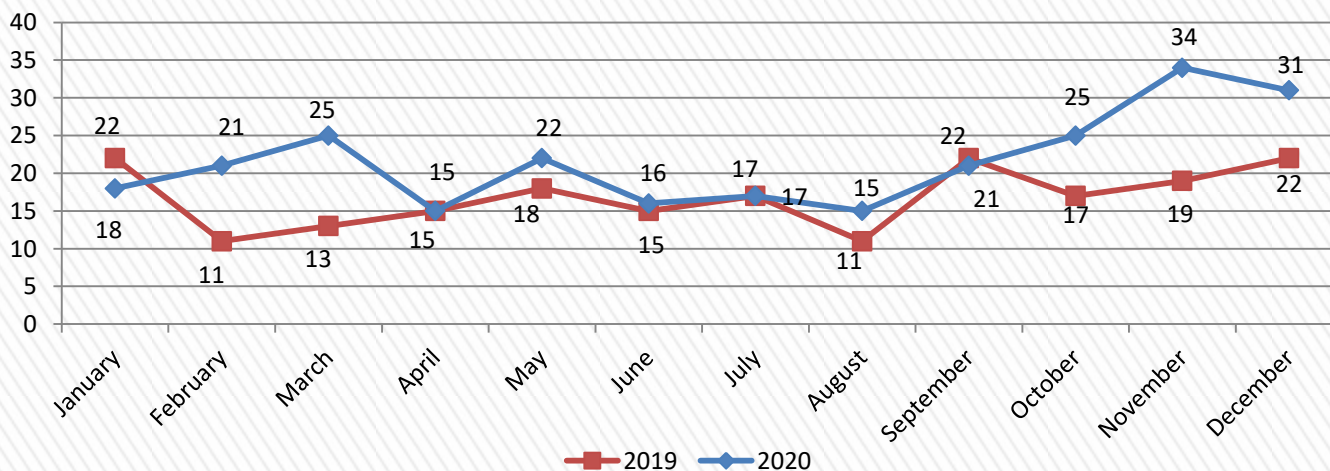
## Android



ANDROID - ACTIVES		
1	Italy	162
2	Germany	143
3	Austria	107
4	Switzerland	14
5	France	5
TOTAL		449

geolocation of the app,  
which has been opened at  
least once in the last 30  
days

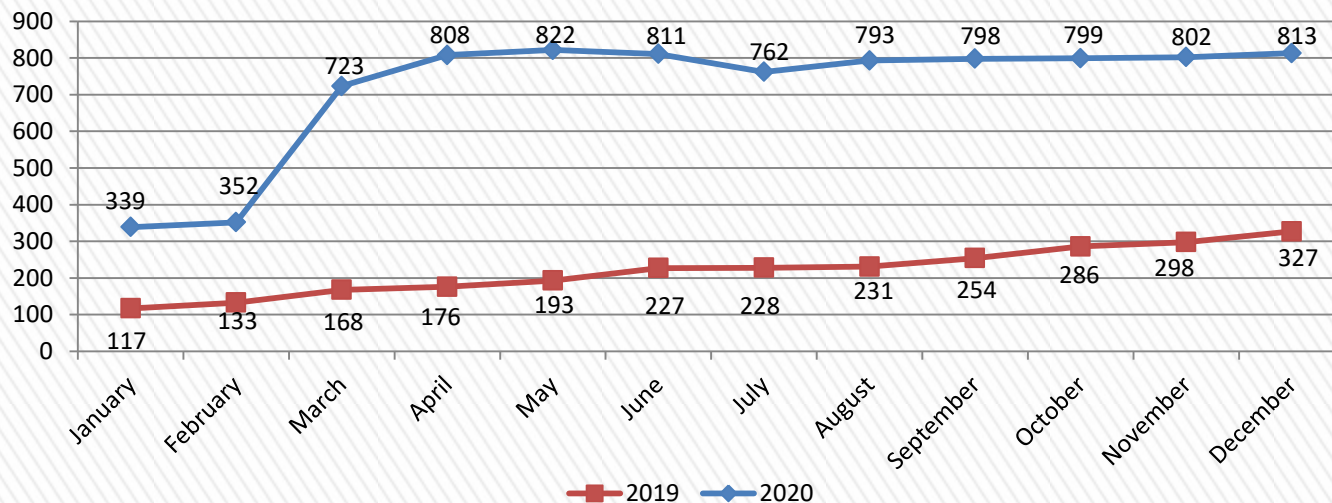
## Apple



APPLE - ACTIVES		
1	Germany	20
2	Italy	5
3	Austria	4
4	Switzerland	2
5		
TOTAL		31

ACTIVES – Application opened at least once during a month (average)

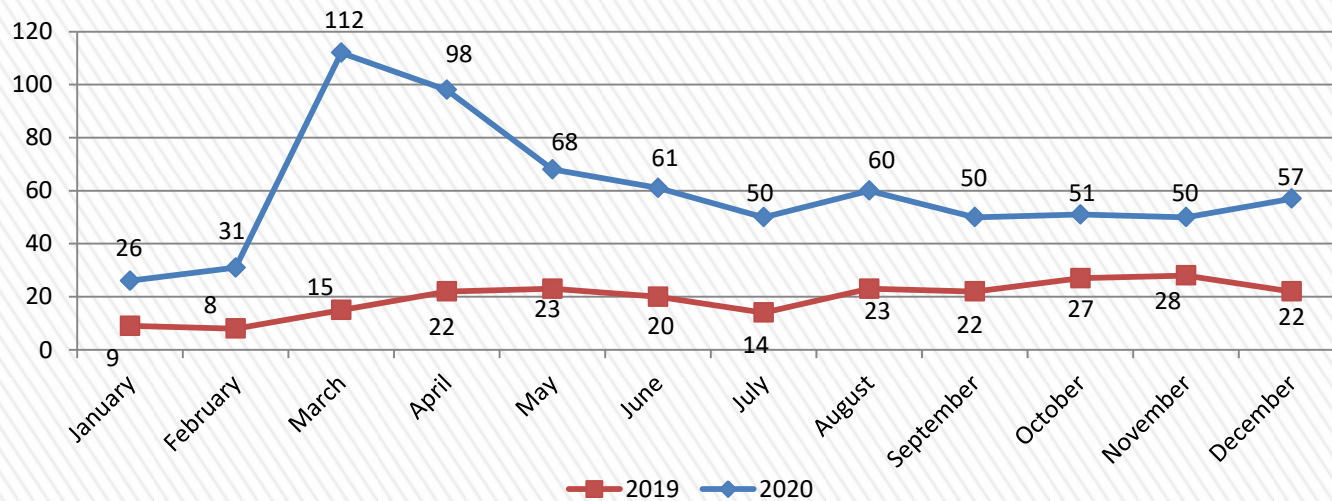
## Android



ANDROID - ACTIVES		
1	<b>Kosovo</b>	347
2	<b>Switzerland</b>	134
3	<b>Germany</b>	77
4	<b>Albania</b>	74
5	<b>Austria</b>	42
<b>TOTAL</b>		<b>813</b>

geolocation of the app, which has been opened at least once in the last 30 days

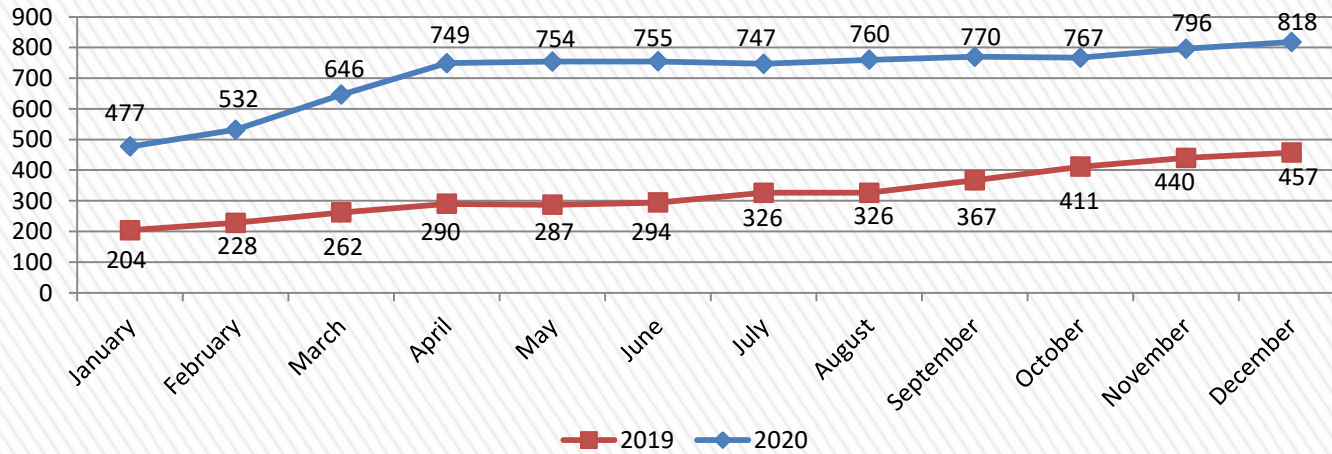
## Apple



APPLE - ACTIVES		
1	<b>Albania</b>	57
2		
3		
4		
5		
<b>TOTAL</b>		<b>57</b>

**ACTIVES** – Application opened at least once during a month (average)

## Android

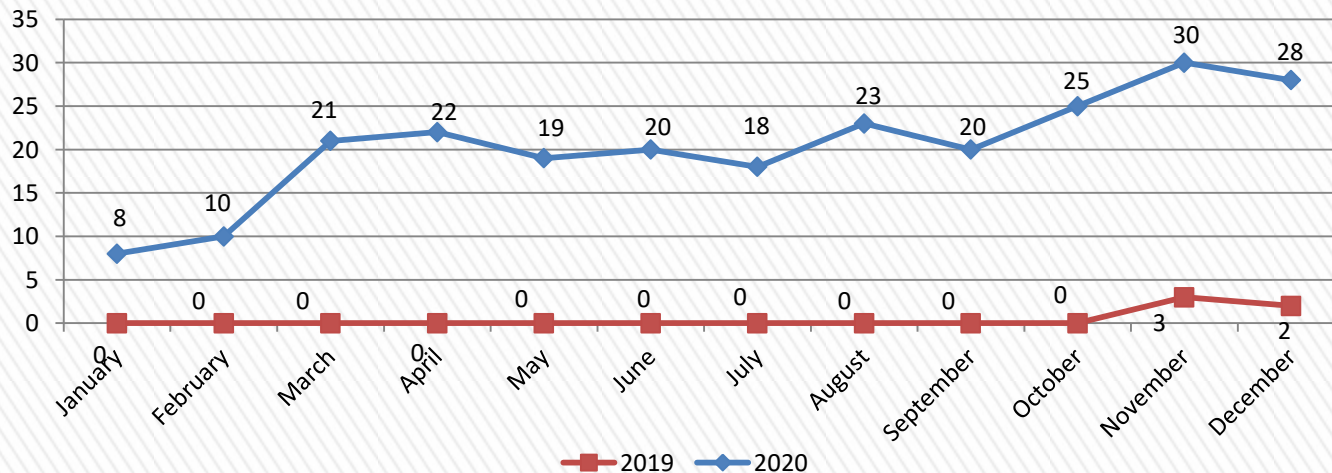


### ANDROID - ACTIVES

1	Latvia	781
2	Germany	10
3	Ireland	5
4	United Kingdom	3
5	Netherlands	3
<b>TOTAL</b>		<b>818</b>

geolocation of the app,  
which has been opened at  
least once in the last 30  
days

## Apple

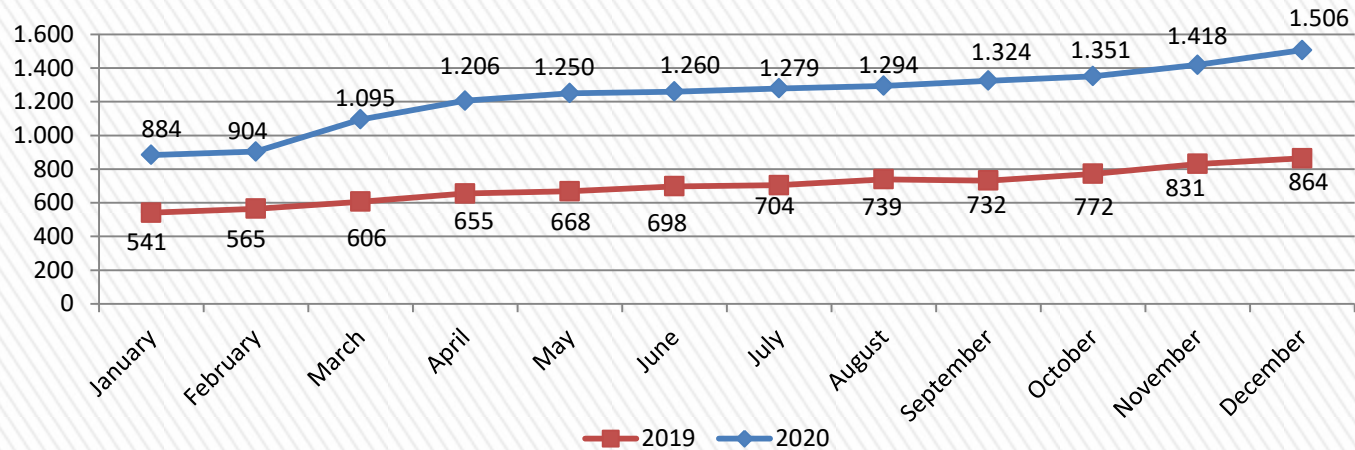


### APPLE - ACTIVES

1	Latvia	28
2		
3		
4		
5		
<b>TOTAL</b>		<b>28</b>

**ACTIVES** – Application opened at least once during a month (average)

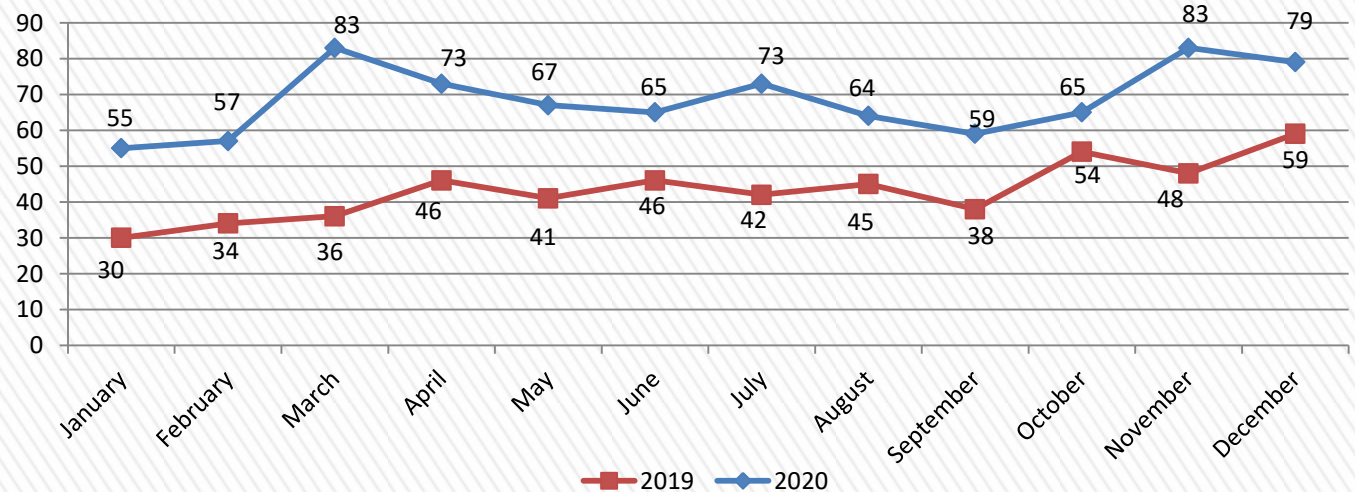
## Android



ANDROID - ACTIVES		
1	Lithuania	1.374
2	United Kingdom	35
3	Ireland	16
4	Norway	14
5	Germany	13
<b>TOTAL</b>		<b>1.506</b>

geolocation of the app,  
which has been opened at  
least once in the last 30  
days

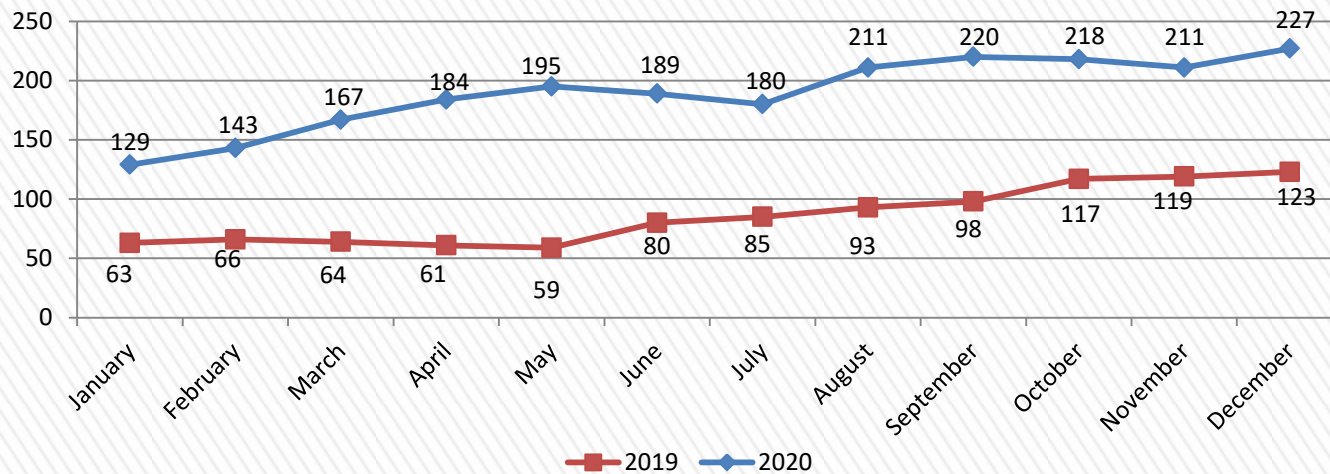
## Apple



APPLE - ACTIVES		
1	Lithuania	75
2	United King.	4
3		
4		
5		
<b>TOTAL</b>		<b>79</b>

**ACTIVES** – Application opened at least once during a month (average)

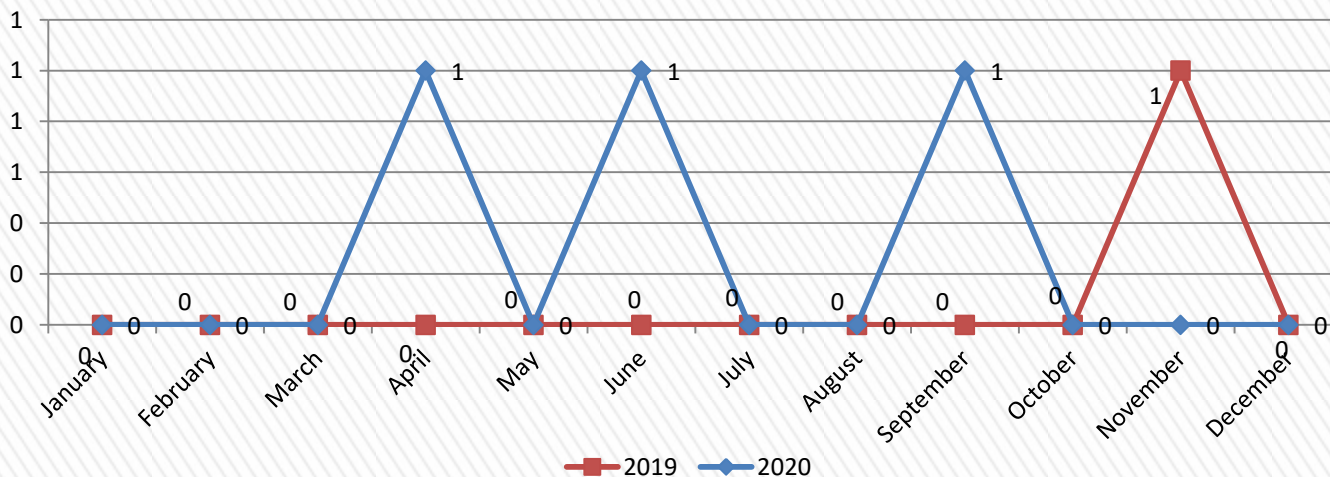
## Android



ANDROID - ACTIVES		
1	Macedonia	183
2	Germany	16
3	Switzerlanbd	8
4	Poland	4
5	France	3
<b>TOTAL</b>		<b>227</b>

geolocation of the app, which has been opened at least once in the last 30 days

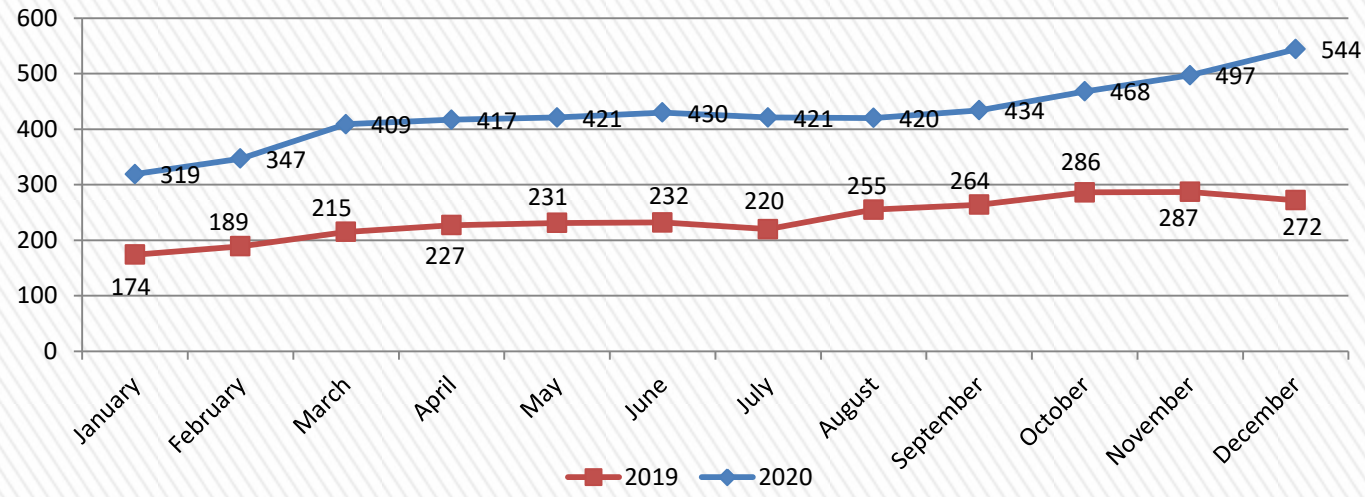
## Apple



APPLE - ACTIVES		
1		0
2		
3		
4		
5		
<b>TOTAL</b>		<b>0</b>

**ACTIVES** – Application opened at least once during a month (average)

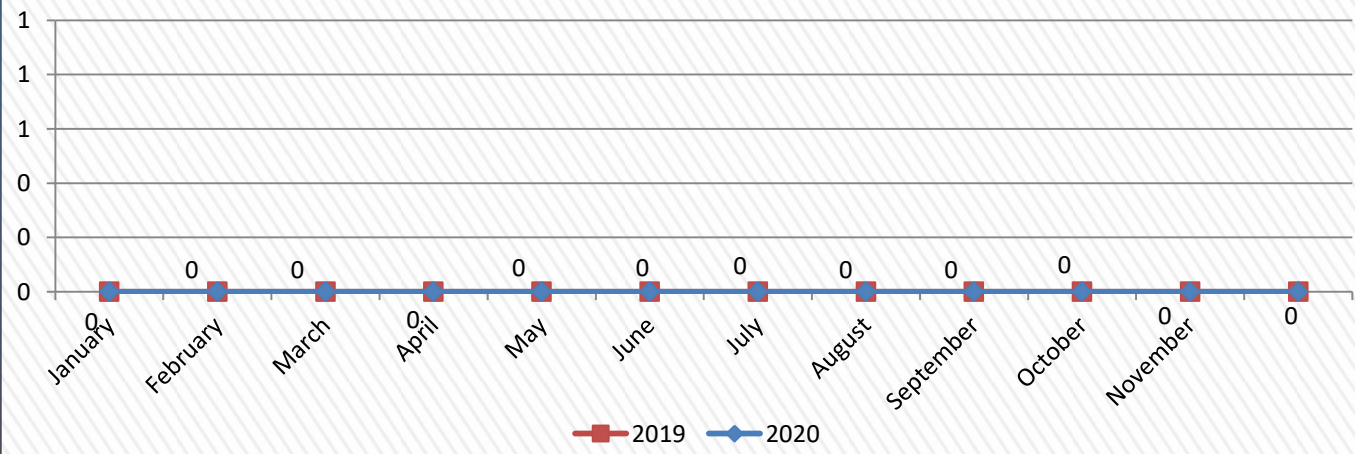
## Android



ANDROID - ACTIVES		
1	Malta	468
2	Australia	28
3	United Kingdom	10
4	Canada	6
5	Italy	6
<b>TOTAL</b>		<b>544</b>

geolocation of the app, which has been opened at least once in the last 30 days

## Apple



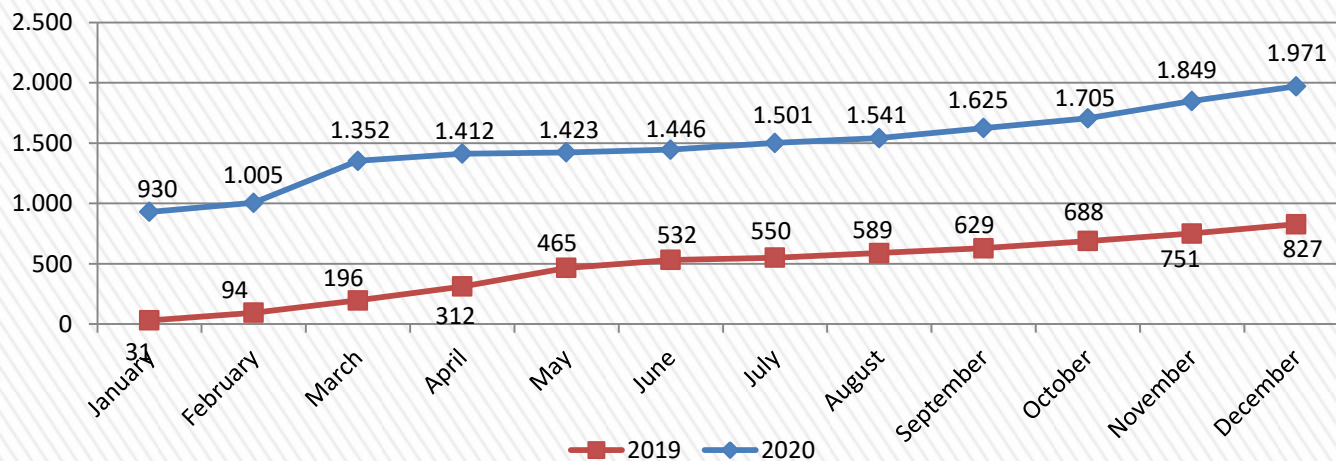
APPLE - ACTIVES		
1		0
2		
3		
4		
5		
<b>TOTAL</b>		<b>0</b>

**ACTIVES** – Application opened at least once during a month (average)

# ROMANIA (hun)

Data updated to 31/12/2020

## Android

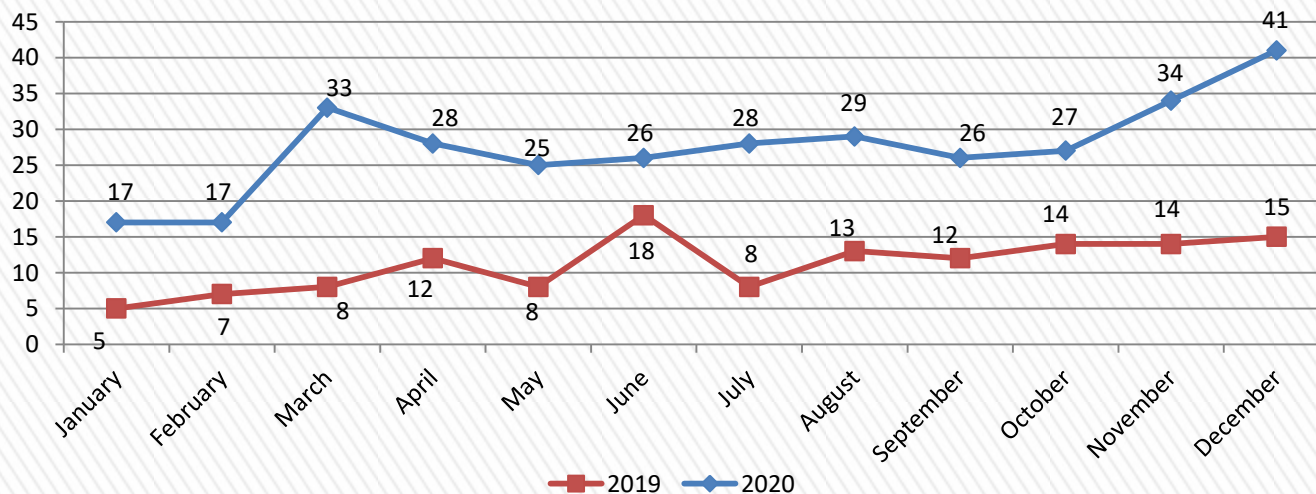


### ANDROID - ACTIVES

1	<b>Romania</b>	1.526
2	<b>Hungary</b>	159
3	<b>Germany</b>	83
4	<b>Slovakia</b>	48
5	<b>Serbia</b>	28
<b>TOTAL</b>		<b>1.971</b>

geolocation of the app,  
which has been opened at  
least once in the last 30  
days

## Apple

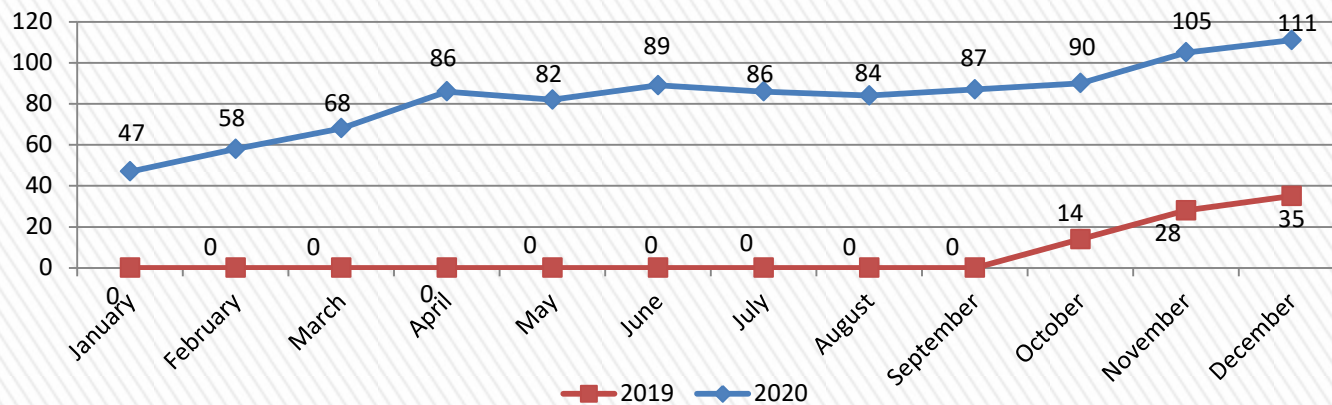


### APPLE - ACTIVES

1	<b>Romania</b>	41
2		
3		
4		
5		
<b>TOTAL</b>		<b>41</b>

**ACTIVES** – Application opened at least once during a month (average)

## Android

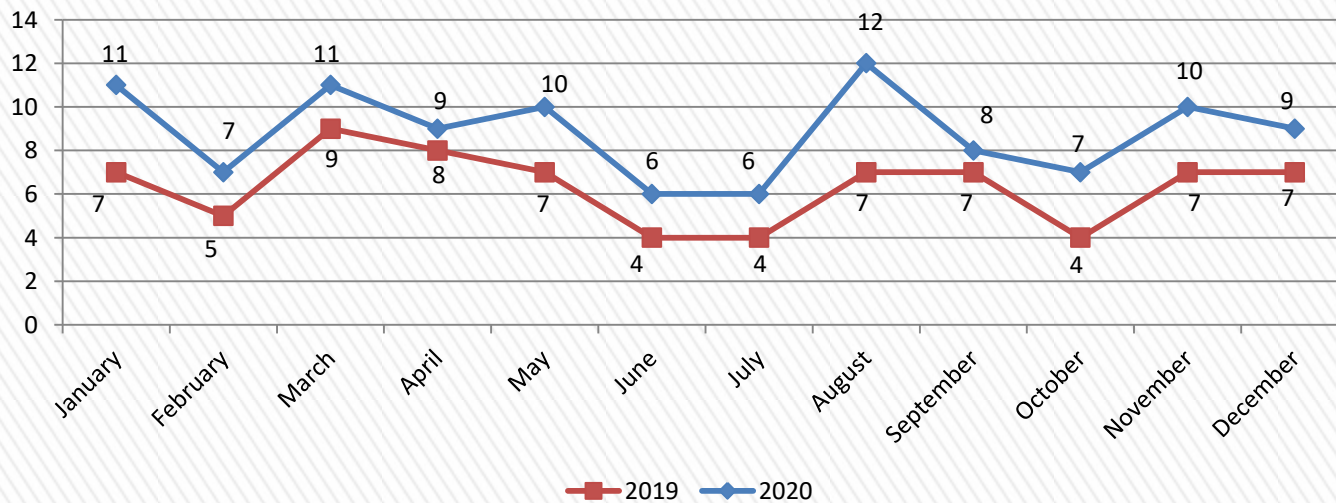


### ANDROID - ACTIVES

1	Russia	66
2	Belarus	9
3	Ukraine	8
4	Latvia	4
5	Kazakistan	3
<b>TOTAL</b>		<b>111</b>

geolocation of the app,  
which has been opened at  
least once in the last 30  
days

## Apple

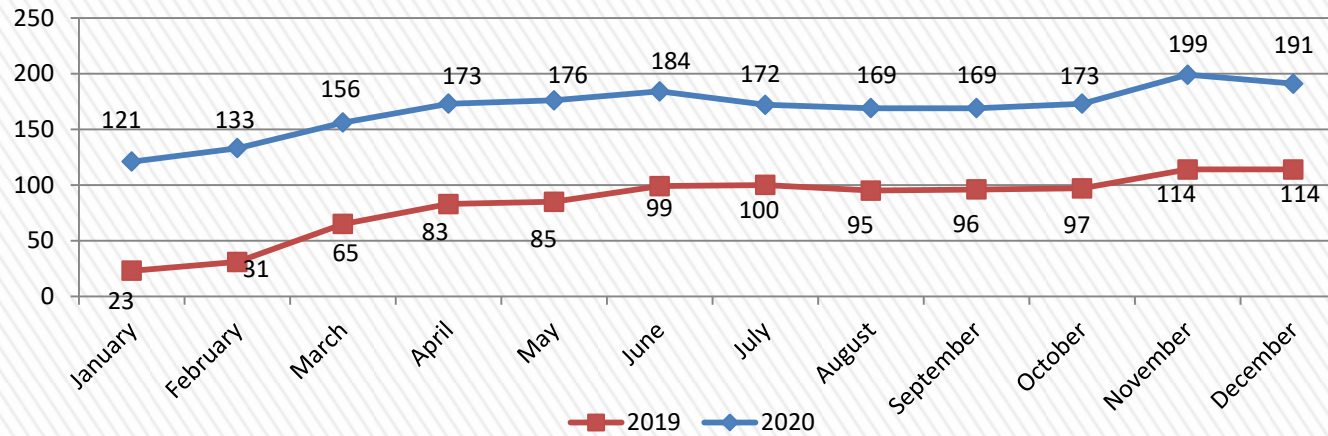


### APPLE - ACTIVES

1	Russia	9
2		
3		
4		
5		
<b>TOTAL</b>		<b>9</b>

**ACTIVES** – Application opened at least once during a month (average)

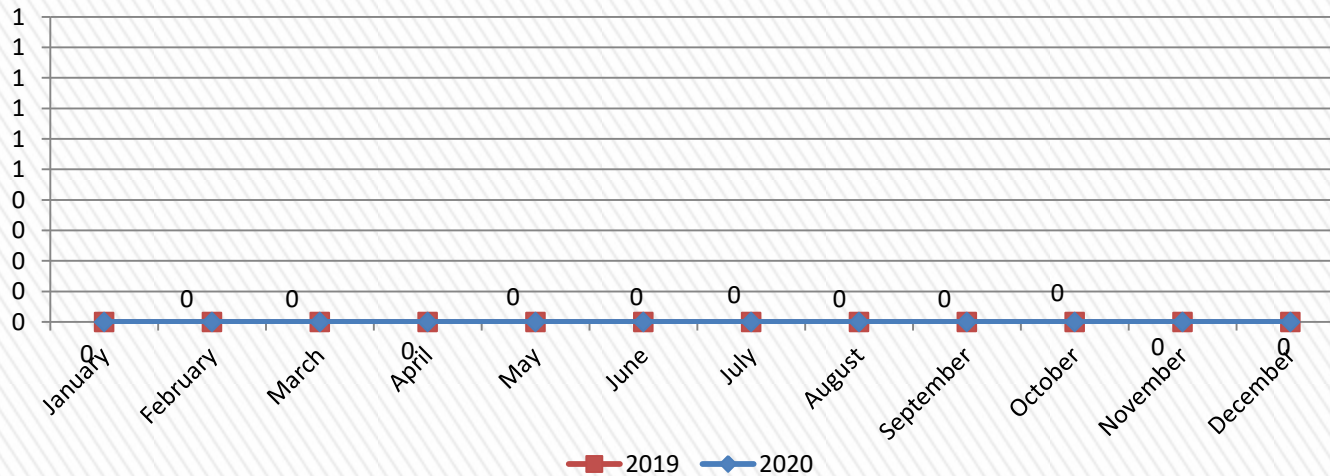
## Android



ANDROID - ACTIVES		
1	Serbia	173
2	Croatia	6
3	Germany	5
4	Austria	2
5	France	2
<b>TOTAL</b>		<b>191</b>

geolocation of the app,  
which has been opened at  
least once in the last 30  
days

## Apple



APPLE - ACTIVES		
1		0
2		
3		
4		
5		
<b>TOTAL</b>		<b>0</b>

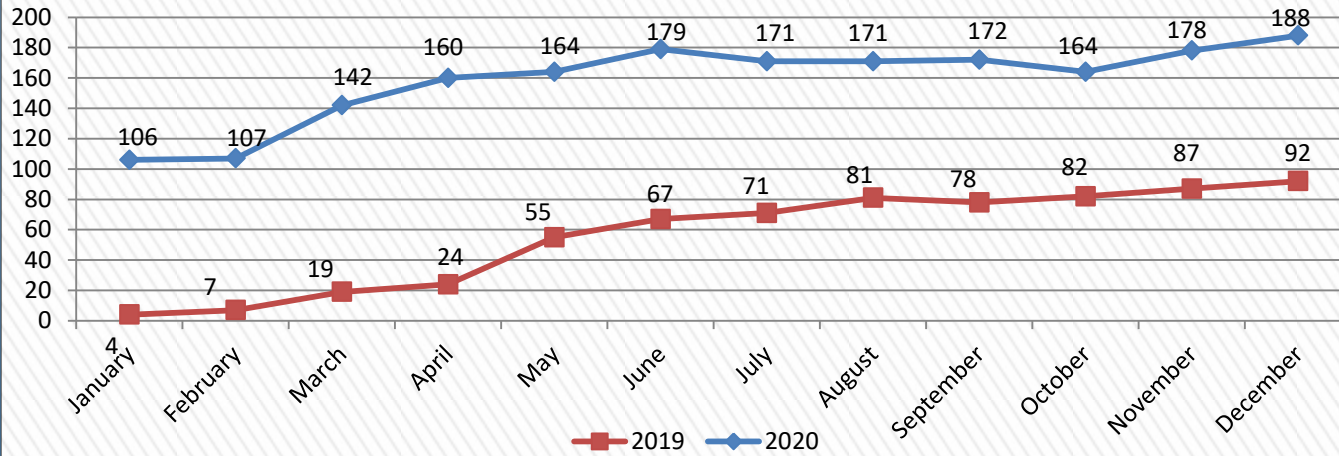
**ACTIVES** – Application opened at least once during a month (average)



# SERBIA (hun)

Data updated to 31/12/2020

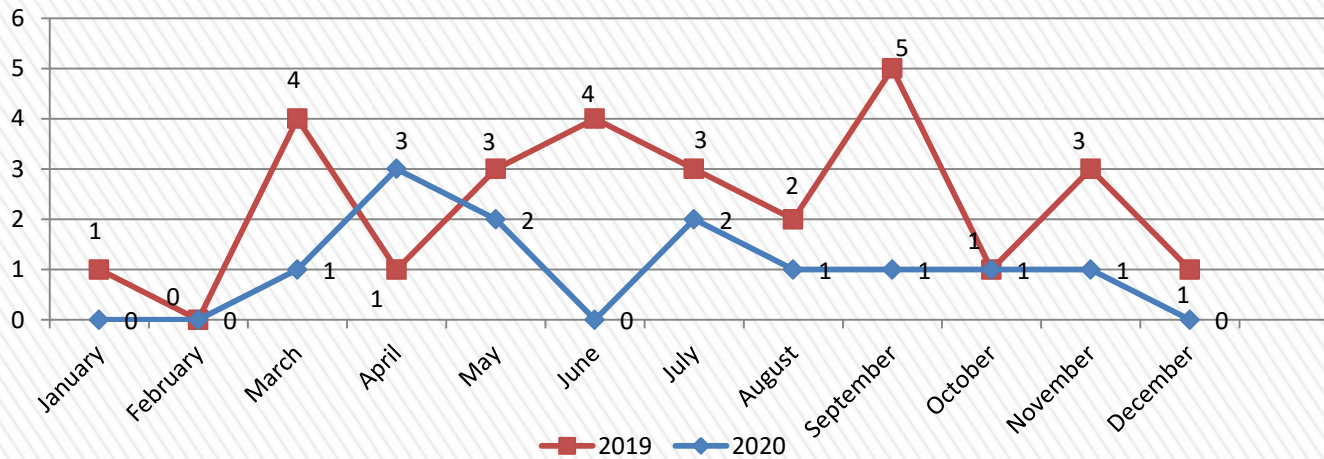
## Android



ANDROID - ACTIVES		
1	Serbia	143
2	Hungary	14
3	Germany	9
4	Slovakia	8
5	France	4
TOTAL		188

geolocation of the app, which has been opened at least once in the last 30 days

## Apple

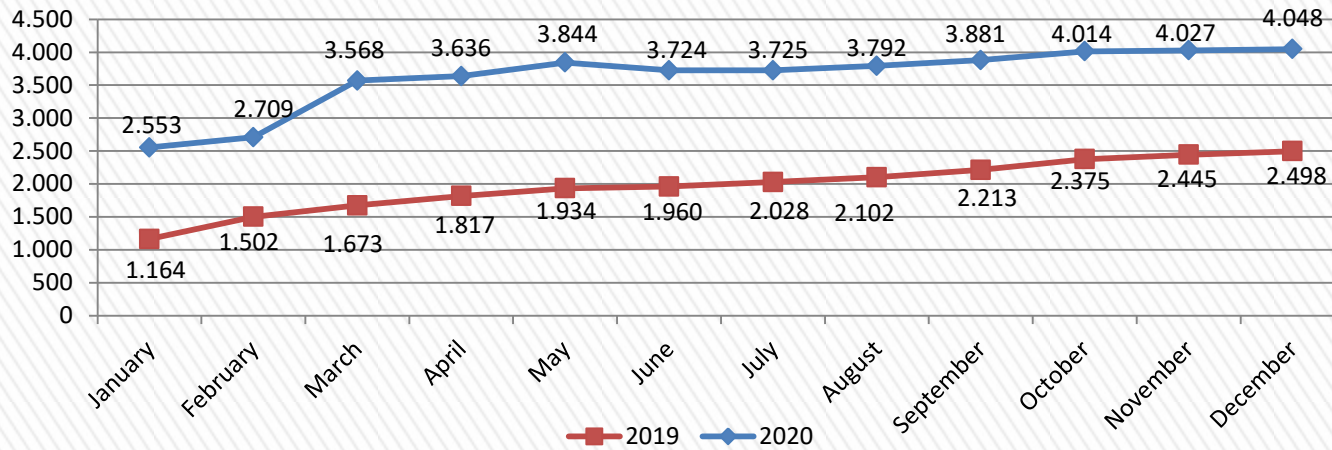


APPLE - ACTIVES		
1		0
2		
3		
4		
5		
TOTAL		0

ACTIVES – Application opened at least once during a month (average)



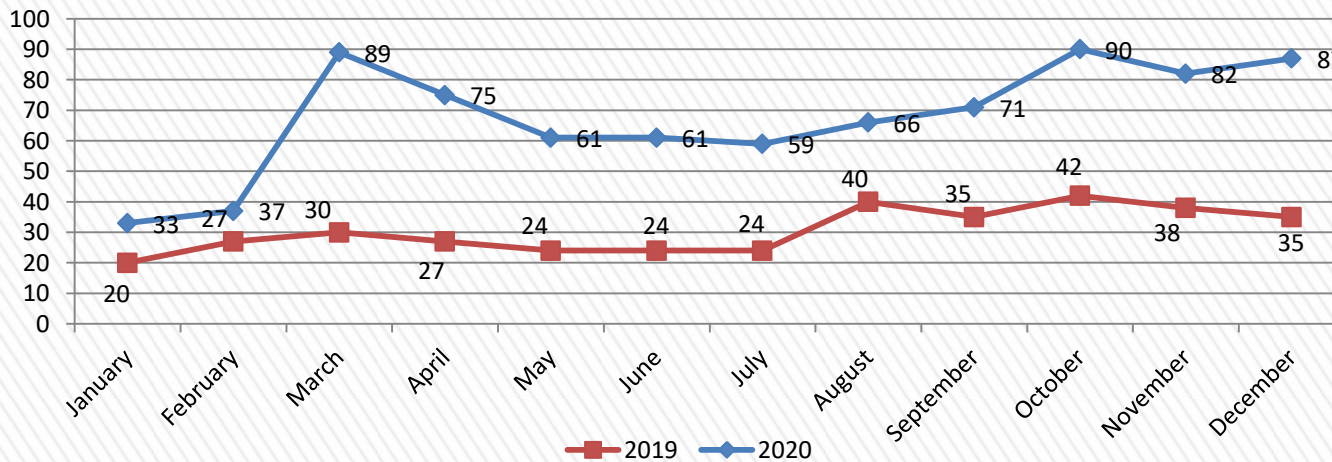
## Android



ANDROID - ACTIVES		
1	Slovakia	3,701
2	Cechia	162
3	Austria	40
4	United Kingdom	36
5	Germany	22
TOTAL		4,048

geolocation of the app,  
which has been opened at  
least once in the last 30  
days

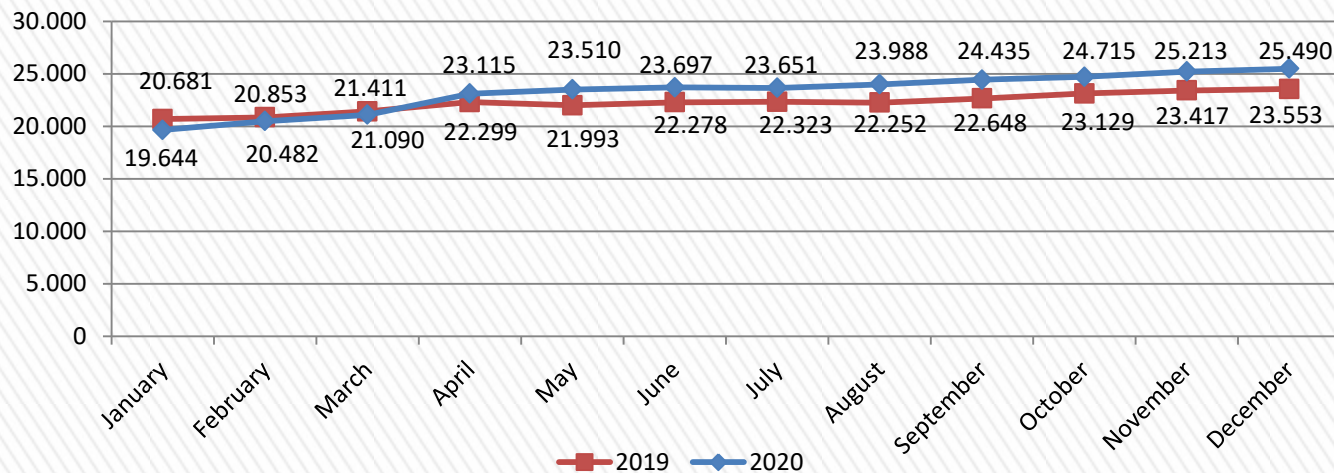
## Apple



APPLE - ACTIVES		
1	Slovakia	87
2		
3		
4		
5		
TOTAL		87

**ACTIVES** – Application opened at least once during a month (average)

## Android

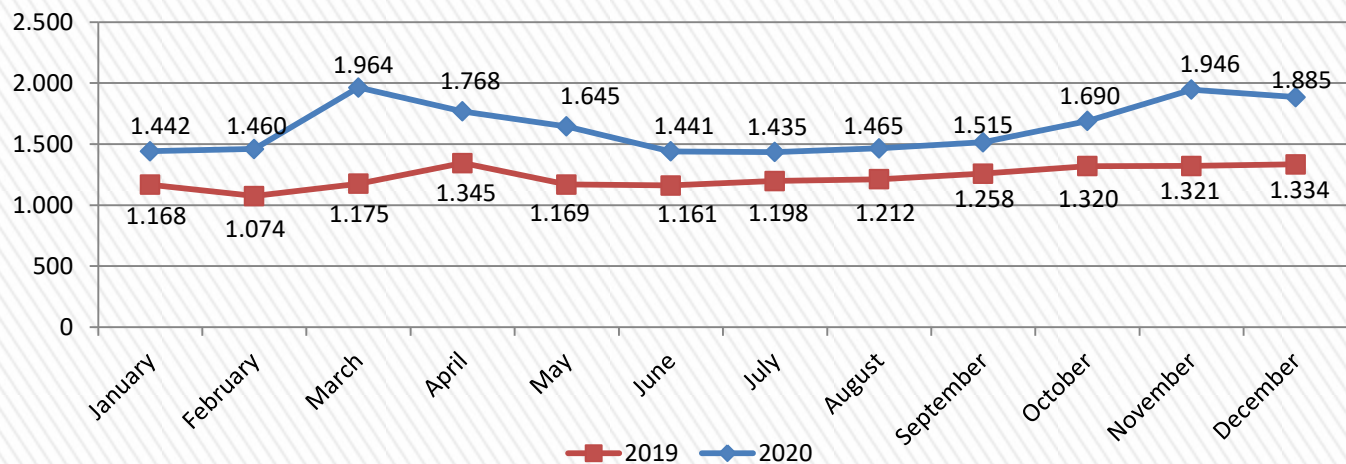


### ANDROID - ACTIVES

1	<b>Spain</b>	23.910
2	<b>Colombia</b>	167
3	<b>Mexico</b>	167
4	<b>United States</b>	160
5	<b>Peru</b>	92
<b>TOTAL</b>		<b>25.490</b>

geolocation of the app,  
which has been opened at  
least once in the last 30  
days

## Apple

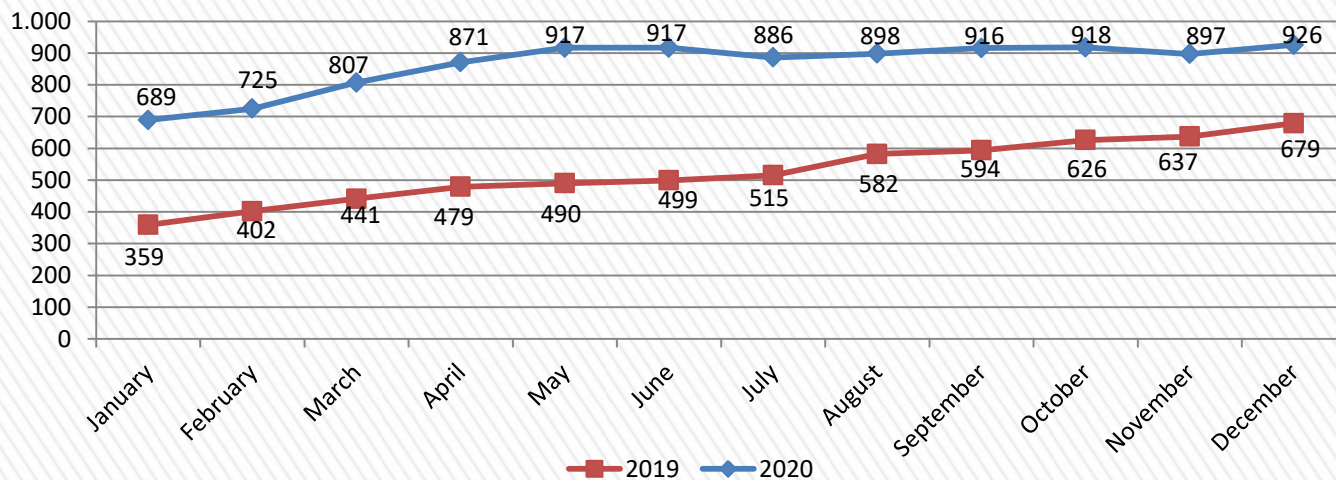


### APPLE - ACTIVES

1	<b>Spain</b>	1.849
2	<b>Mexico</b>	21
3	<b>Netherlands</b>	3
4	<b>Colombia</b>	3
5	<b>United Kingdom</b>	2
<b>TOTAL</b>		<b>1.885</b>

**ACTIVES** – Application opened at least once during a month (average)

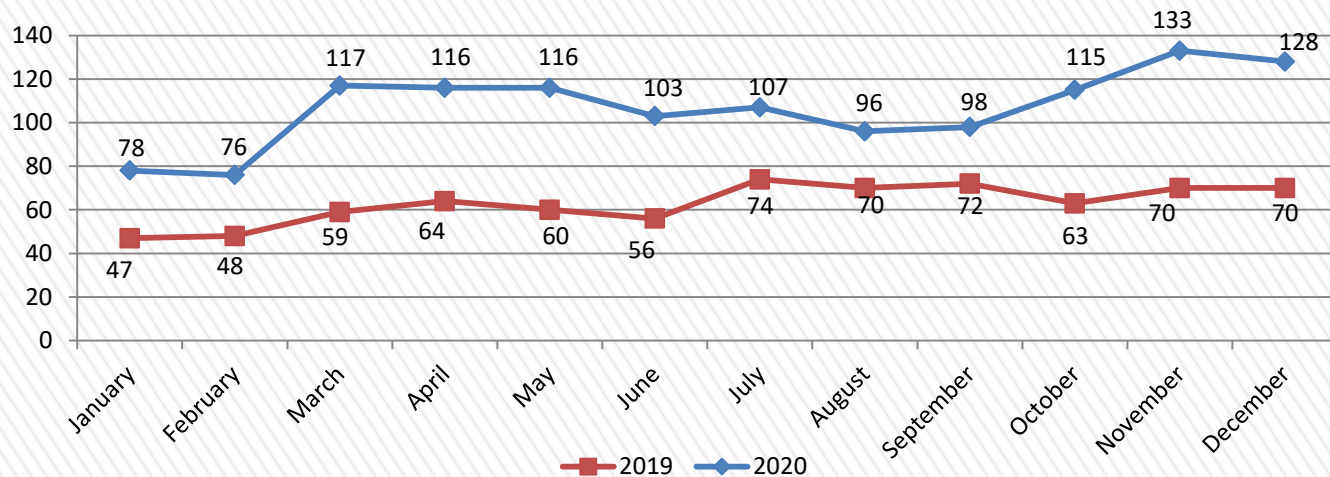
## Android



ANDROID - ACTIVES		
1	Switzerland	773
2	Germany	94
3	Austria	20
4	France	6
5	Italy	6
<b>TOTAL</b>		<b>926</b>

geolocation of the app,  
which has been opened at  
least once in the last 30  
days

## Apple



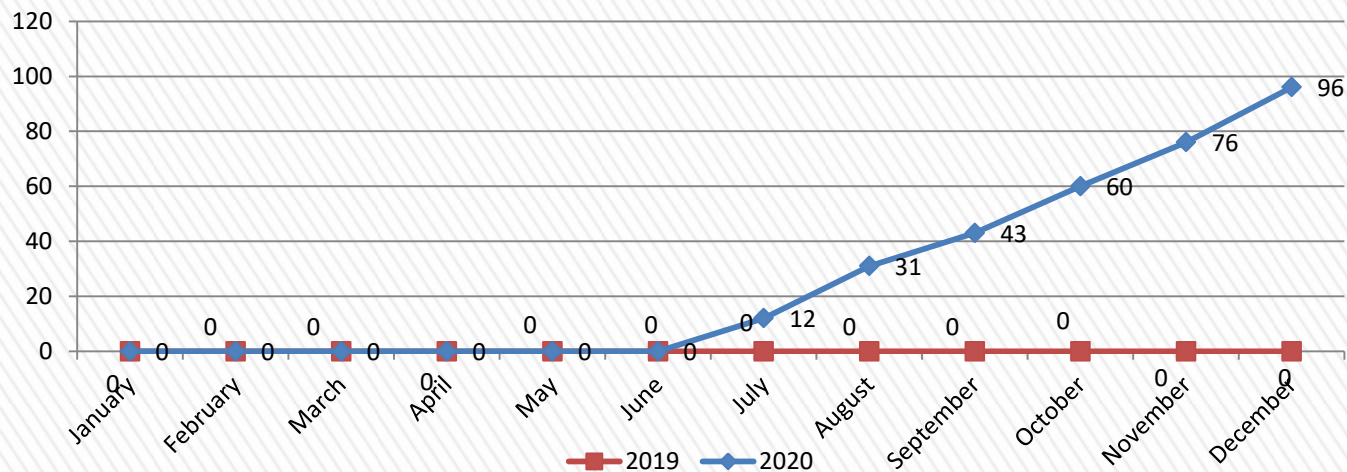
APPLE - ACTIVES		
1	Switzerland	128
2		
3		
4		
5		
<b>TOTAL</b>		<b>128</b>

**ACTIVES** – Application opened at least once during a month (average)

# SWITZERLAND - french

Data updated to 31/12/2020

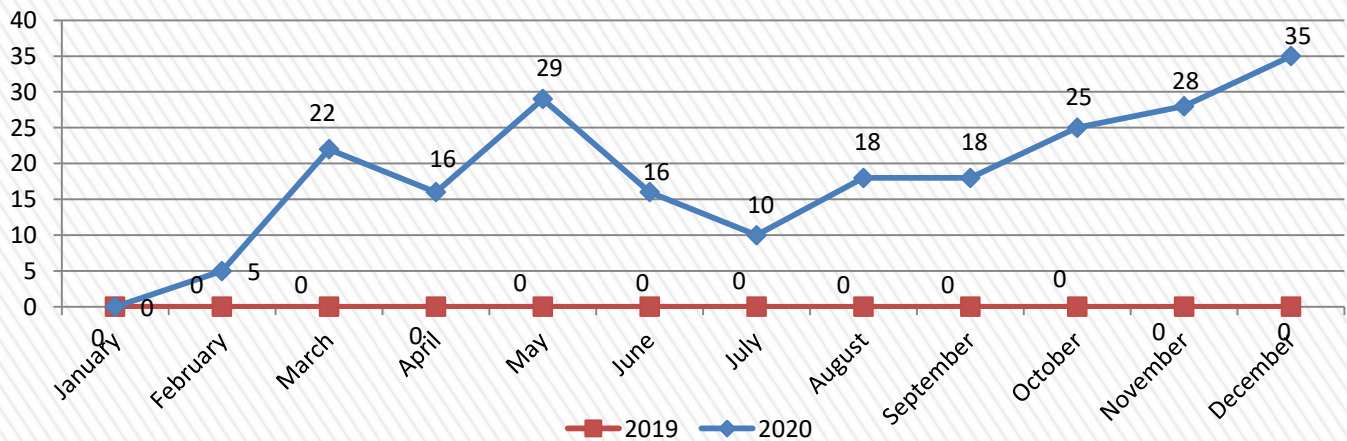
## Android



ANDROID - ACTIVES		
1	Switzerland	74
2	Belgium	4
3	Germany	2
4	Bosnia-Herz.	1
5	Burkina Faso	1
TOTAL		96

geolocation of the app,  
which has been opened at  
least once in the last 30  
days

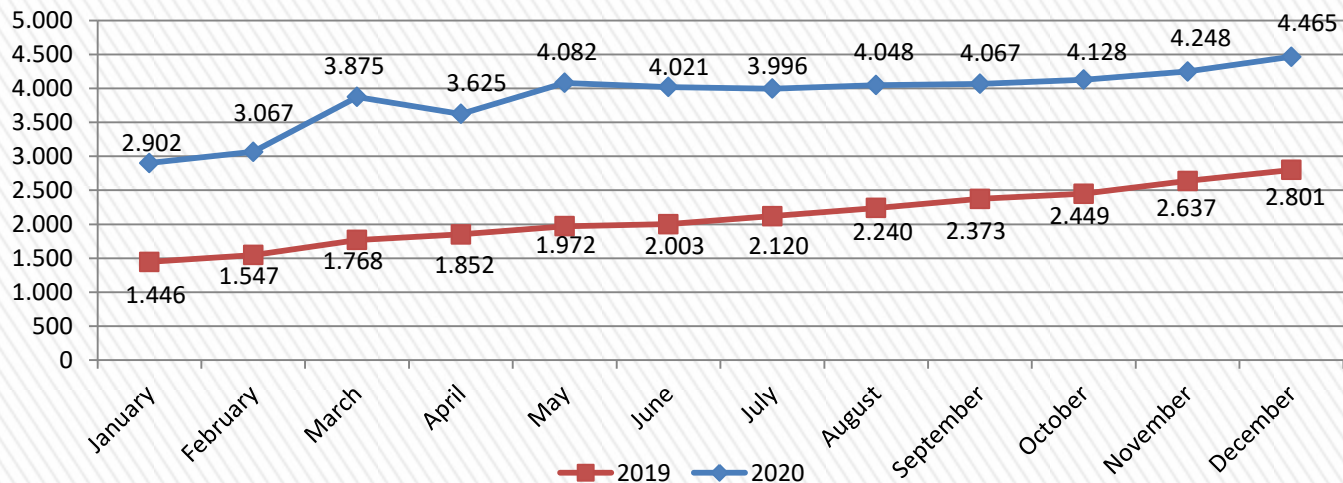
## Apple



APPLE - ACTIVES		
1	Switzerland	35
2		
3		
4		
5		
TOTAL		35

ACTIVES – Application opened at least once during a month (average)

## Android

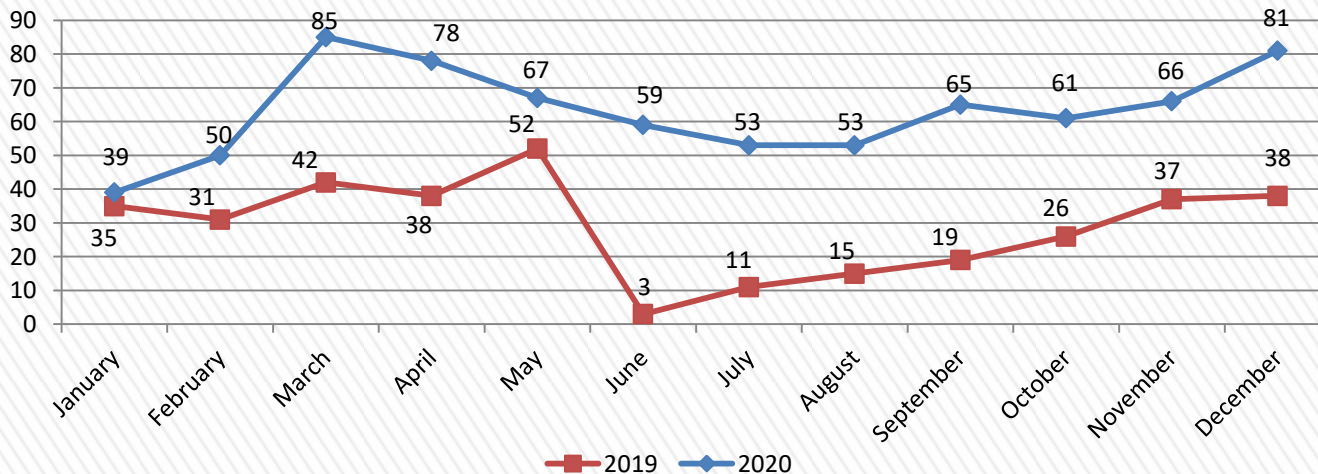


### ANDROID - ACTIVES

1	Ukraine	3.993
2	Poland	128
3	Italy	76
4	Spain	32
5	United States	30
<b>TOTAL</b>		<b>4.465</b>

geolocation of the app,  
which has been opened at  
least once in the last 30  
days

## Apple



### APPLE - ACTIVES

1	Ukraine	81
2		
3		
4		
5		
<b>TOTAL</b>		<b>81</b>

**ACTIVES** – Application opened at least once during a month (average)