



APP REPORT 2019

Actives App APPLE - Radio Maria in the World



App Store

1.		GERMANY	5.199	22.		COLOMBIA	37	43.		BOLIVIA	4
2.		ITALY	1.228	23.		SLOVAKIA	31	44.		BRAZIL	4
3.		SPAIN	1.228	24.		UKRAINE	29	45.		USA - Friends	3
4.		USA - Spanish	597	25.		CHILE	26	46.		DOMINICAN REP.	3
5.		ALBANIA	380	26.		PARAGUAY	25	47.		LATVIA	3
6.		MEXICO	186	27.		TANZANIA	25	48.		KENYA	3
7.		FRANCE	132	28.		KOSOVO	19	49.		SERBIA (Hun)	2
8.		ARGENTINA	94	29.		VENEZUELA	19	50.		MALAWI	2
9.		PERU	86	30.		ITALY - SOUTH TIROL	17	51.		SIERRA LEONE	2
10.		USA	83	31.		EL SALVADOR	16	52.		INDIA	2
11.		RADIO MARIAM	80	32.		PHILIPPINES	14	53.		BOSNIA HERZ.	2
12.		ECUADOR	71	33.		BELARUS	13	54.		MOZAMBIQUE	1
13.		COSTA RICA	69	34.		ROMANIA (Hun)	11	55.		RWANDA	1
14.		SWITZERLAND	63	35.		CROATIA	9	56.		ARMENIA	1
15.		IRELAND	57	36.		DEM. REP. CONGO	9	57.		TANZANIA - MBIU	1
16.		GUATEMALA	51	37.		INDONESIA	9	58.		MADAGASCAR	1
17.		NICARAGUA	45	38.		HUNGARY	7	59.		LESOTHO	0
18.		CANADA	44	39.		UGANDA	7	60.		MACEDONIA	0
19.		LITHUANIA	43	40.		RUSSIA	6	61.		MACAU	0
20.		BELGIUM	39	41.		URUGUAY	6	62.		TOGO	0
21.		IRAQ	37	42.		ANGOLA	6				0

Monthly Actives Users (MAU): the number of unique users that opened the app at least once per month



Actives App ANDROID - Radio Maria in the World



Google play

1.		ITALY	23.558	23.		COSTA RICA	625	45.		MALTA	238
2.		SPAIN	22.236	24.		CROATIA	593	46.		INDIA	227
3.		GERMANY	13.448	25.		SWITZERLAND	525	47.		KOSOVO	220
4.		ARGENTINA	13.044	26.		EL SALVADOR	521	48.		VENEZUELA	186
5.		TANZANIA	5.359	27.		ROMANIA (Hun)	472	49.		CANADA	164
6.		MEXICO	4.613	28.		NICARAGUA	459	50.		DOMINICAN REP.	144
7.		PERU	3.261	29.		MALAWI	412	51.		USA - Spanish	139
8.		FRANCE	2.695	30.		ECUADOR	390	52.		MADAGASCAR	127
9.		ALBANIA	2.391	31.		LESOTHO	364	53.		ANGOLA	105
10.		UKRAINE	2.101	32.		CHILE	354	54.		BOSNIA HERZ.	97
11.		SLOVAKIA	1.976	33.		USA	352	55.		MOZAMBIQUE	96
12.		BURUNDI	1.736	34.		URUGUAY	343	56.		ITALY - S. TIROL	90
13.		TOGO	1.675	35.		INDONESIA	329	57.		MACEDONIA	86
14.		DEM. REP. CONGO	1.632	36.		LATVIA	324	58.		SERBIA	84
15.		IRELAND	1.119	37.		BELGIUM	318	59.		TAN - MBIU	64
16.		PARAGUAY	1.079	38.		COLOMBIA	317	60.		SERBIA (Hun)	56
17.		UGANDA	930	39.		HUNGARY	296	61.		SIERRA LEONE	51
18.		BELARUS	908	40.		ZAMBIA	292	62.		USA - Friends	42
19.		PANAMA	765	41.		RWANDA	290	63.		ARMENIA	31
20.		GUATEMALA	744	42.		PHILIPPINES	286	64.		RUSSIA	26
21.		LITHUANIA	698	43.		IRAQ	284	65.		MACAU	15
22.		RADIO MARIAM	631	44.		BOLIVIA	257				

Monthly Actives Users (MAU): the number of unique users that opened the app at least once per month





AFRICA



Actives App - AFRICA

Data updated to 31/12/2019

DECEMBER 2019



1.		TANZANIA	5.359
2.		BURUNDI	1.736
3.		TOGO	1.675
4.		DEM. REP. CONGO	1.632
5.		UGANDA	930
6.		MALAWI	412
7.		LESOTHO	364
8.		ZAMBIA	292
9.		RWANDA	290
10.		MADAGASCAR	127
11.		ANGOLA	105
12.		MOZAMBIQUE	96
13.		TAN - MBIU	64
14.		SIERRA LEONE	51
15.		BURKINA FASO	
16.		CAMEROON	
17.		CENTRAL AFR. REP.	
18.		EQ. GUINEA	
19.		GABON	
20.		IVORY COAST	
21.		KENYA	
22.		LIBERIA	
23.		REPUBLIC CONGO	
24.		REPUBLIC GUINEA	

1.		TANZANIA	25
2.		DEM. REP. CONGO	9
3.		UGANDA	7
4.		ANGOLA	6
5.		KENYA	3
6.		MALAWI	2
7.		SIERRA LEONE	2
8.		MOZAMBIQUE	1
9.		RWANDA	1
10.		TAN - MBIU	1
11.		MADAGASCAR	1
12.		LESOTHO	0
13.		TOGO	0
14.		BURKINA FASO	
15.		BURUNDI	
16.		CAMEROON	
17.		CENTRAL AFR. REP.	
18.		EQ. GUINEA	
19.		GABON	
20.		IVORY COAST	
21.		LIBERIA	
22.		REPUBLIC CONGO	
23.		REPUBLIC GUINEA	
24.		ZAMBIA	



App Store

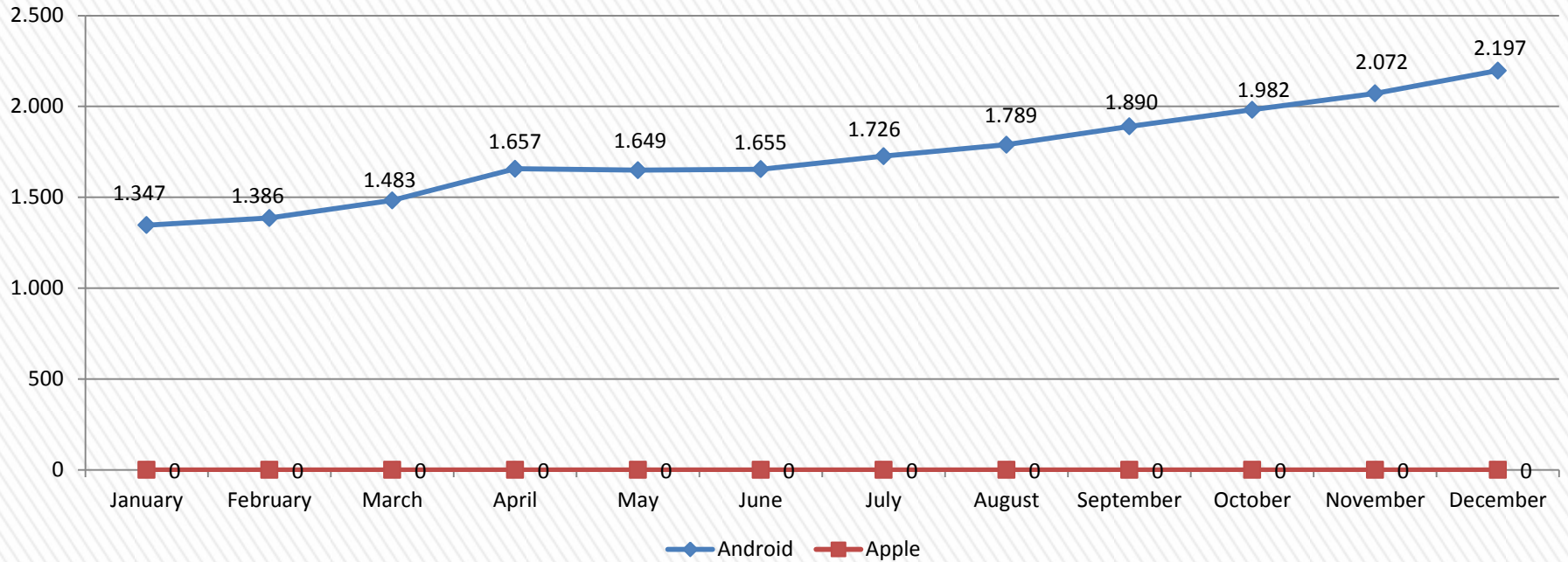


Monthly Actives Users (MAU): the number of unique users that opened the app at least once per month



BURUNDI

Data updated to 31/12/2019



ACTIVES – Application opened at least once during a month (average)

ANDROID - ACTIVES			
december 2019	1	Burundi	1.262
	2	Canada	103
	3	United States	91
	4	Belgium	90
	5	Rwanda	75
	TOTAL		2.197

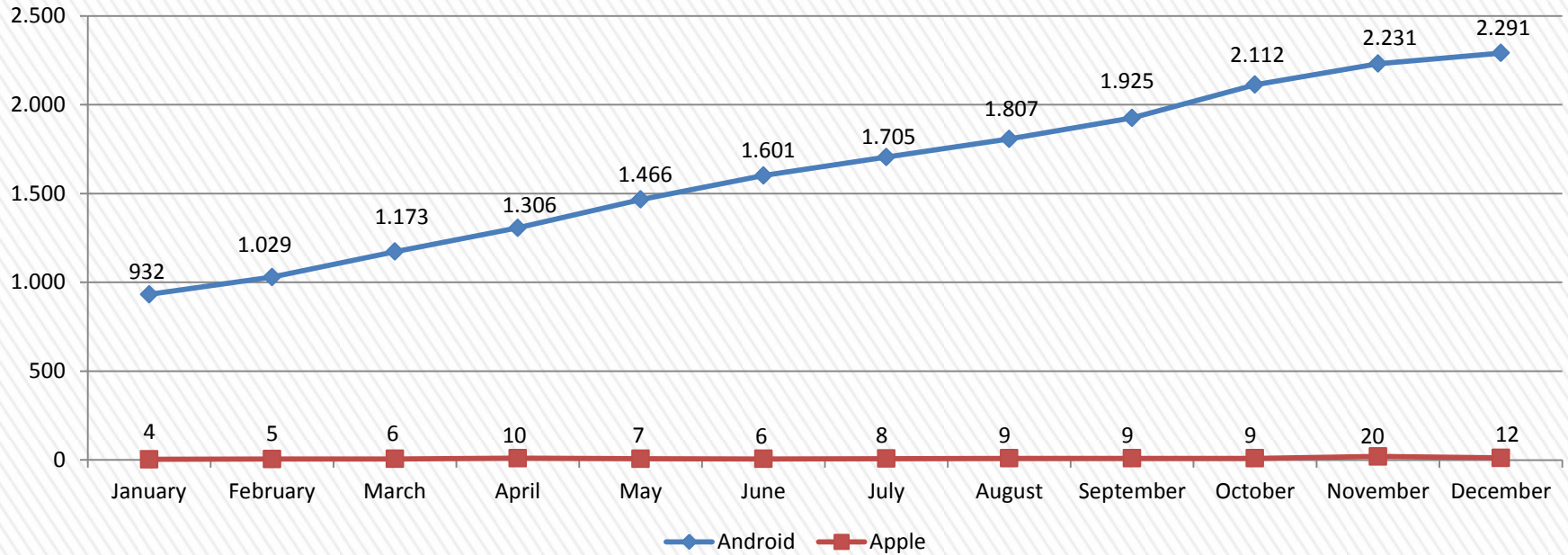


geolocation of the app, which has been opened at least once in the last 30 days



DEM. REP. CONGO

Data updated to 31/12/2019



ACTIVES – Application opened at least once during a month (average)

ANDROID - ACTIVES			
december 2019	1	Dem. Rep. Congo	855
	2	France	456
	3	Belgium	285
	4	United States	103
	5	United Kingdom	98
	TOTAL		2.291

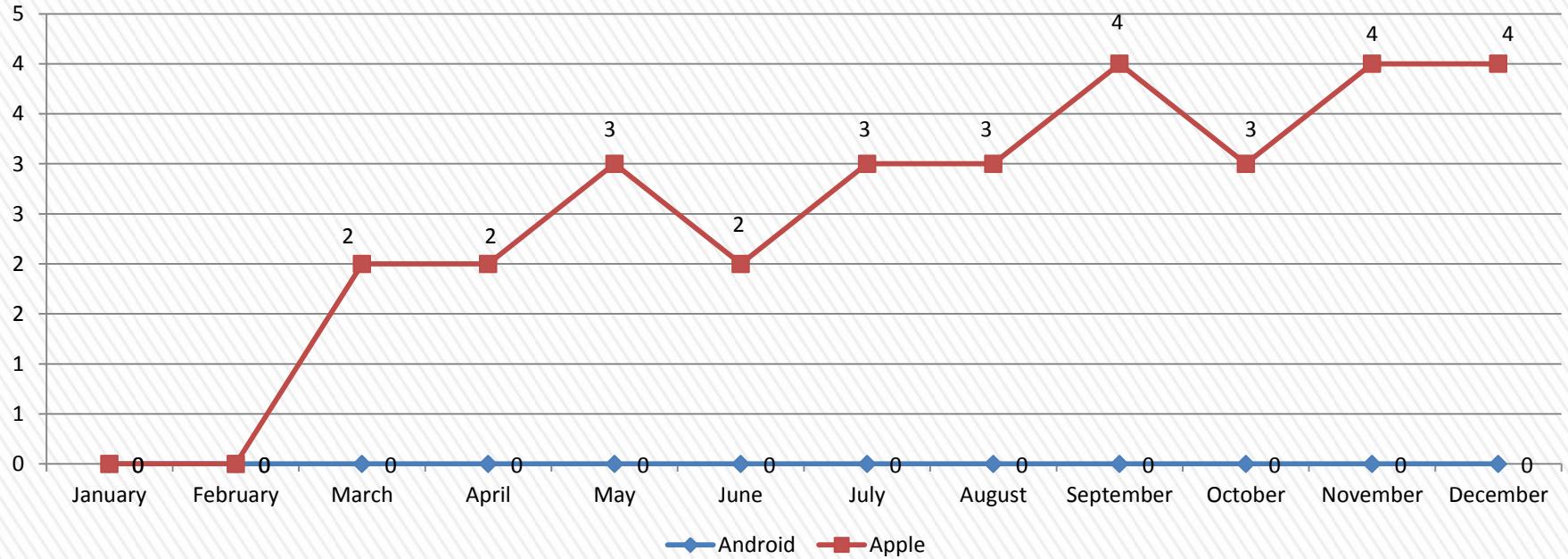
APPLE - ACTIVES			
december 2019	1	D.R. Congo	12
	2		
	3		
	4		
	5		
	TOTAL		12

geolocation of the app, which has been opened at least once in the last 30 days



KENYA

Data updated to 31/12/2019



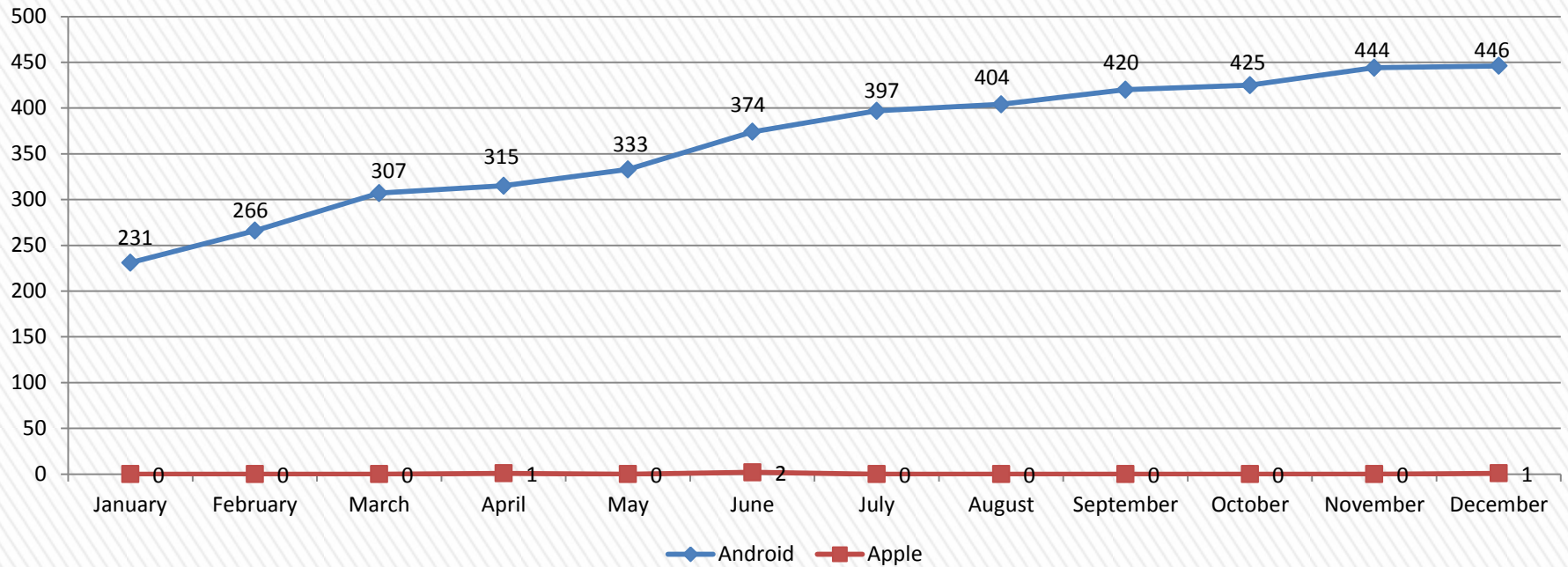
ACTIVES – Application opened at least once during a month (average)

APPLE - ACTIVES		
1	Kenya	4
2		
3		
4		
5		
TOTAL		4

december 2019



geolocation of the app, which has been opened at least once in the last 30 days



ACTIVES – Application opened at least once during a month (average)

deceMBER 2019

ANDROID - ACTIVES		
1	Lesotho	292
2	South Africa	114
3	United Kingdom	8
4	India	5
5	United States	5
TOTAL		446

deceMBER 2019

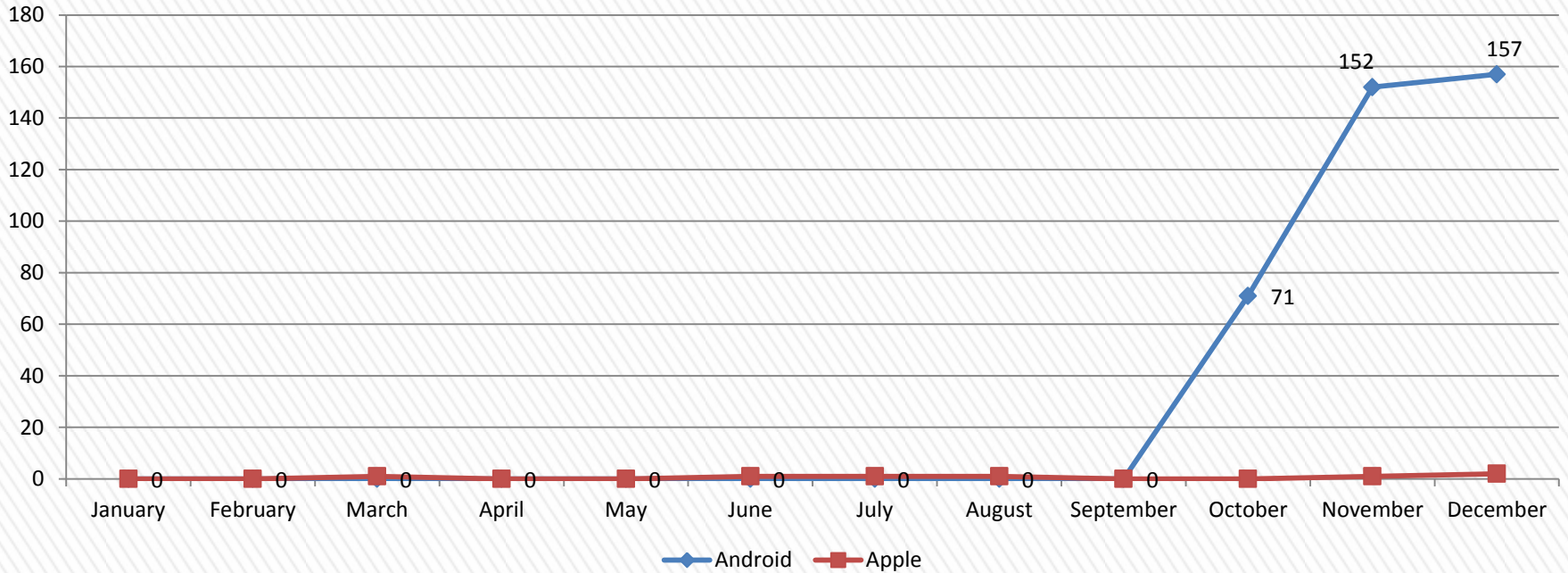
APPLE - ACTIVES		
1	South Africa	1
2		
3		
4		
5		
TOTAL		1

geolocation of the app, which has been opened at least once in the last 30 days



MADAGASCAR

Data updated to 31/12/2019



ACTIVES – Application opened at least once during a month (average)

ANDROID - ACTIVES		
1	Madagascar	95
2	Italy	32
3	France	4
4	Mauritius	4
5	Colombia	2
TOTAL		197

APPLE - ACTIVES		
1	Madagascar	2
2		
3		
4		
5		
TOTAL		2

december 2019

december 2019

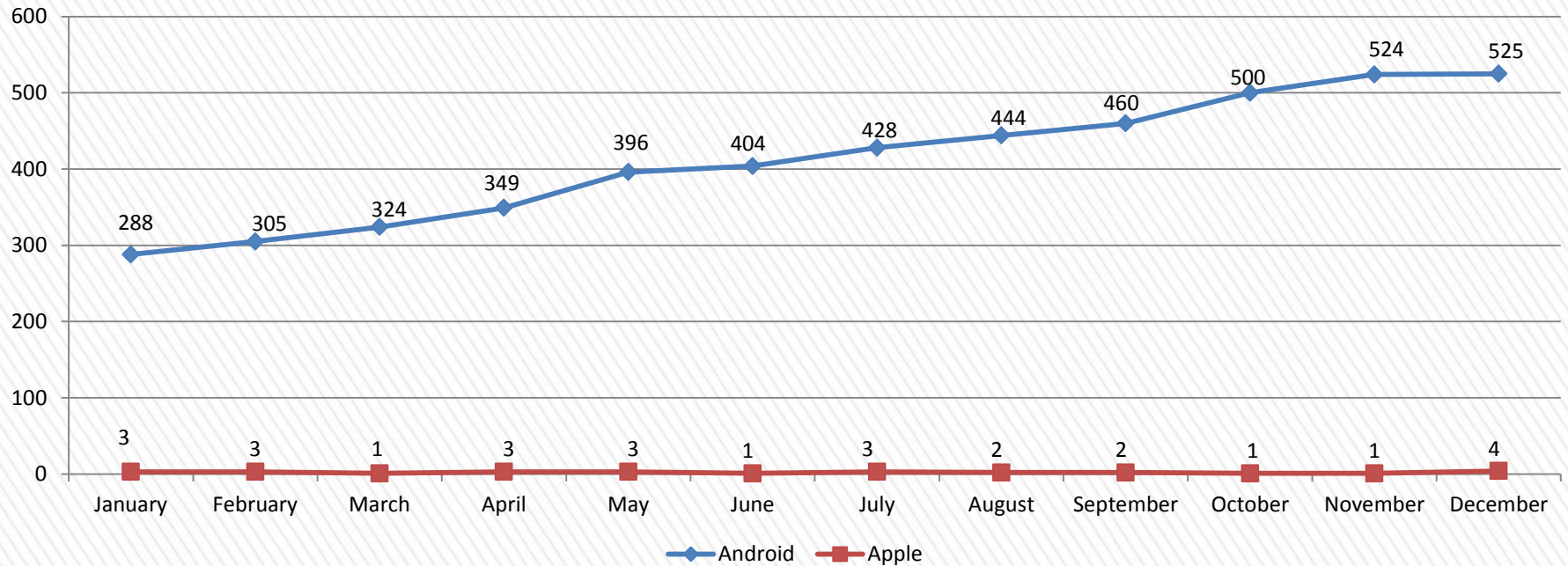


geolocation of the app, which has been opened at least once in the last 30 days



MALAWI

Data updated to 31/12/2019



ACTIVES – Application opened at least once during a month (average)

deceMBER 2019

ANDROID - ACTIVES		
1	South Africa	191
2	Malawi	127
3	Mozambique	88
4	Zambia	22
5	United Kingdom	17
TOTAL		525

deceMBER 2019

APPLE - ACTIVES		
1	Malawi	4
2		
3		
4		
5		
TOTAL		4

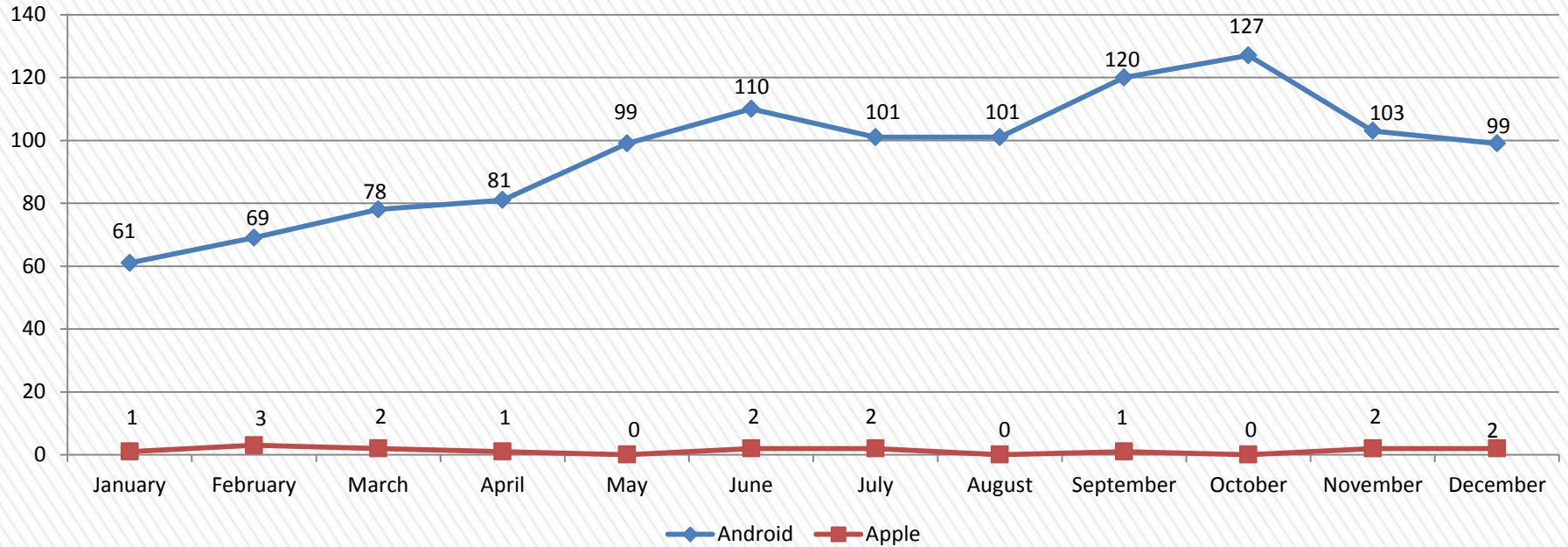
geolocation of the app, which has been opened at least once in the last 30 days





MOZAMBIQUE

Data updated to 31/12/2019



ACTIVES – Application opened at least once during a month (average)

deceber 2019

ANDROID - ACTIVES		
1	Mozambique	81
2	Brazil	4
3	South Africa	3
4	France	2
5	Portugal	2
TOTAL		99

deceber 2019

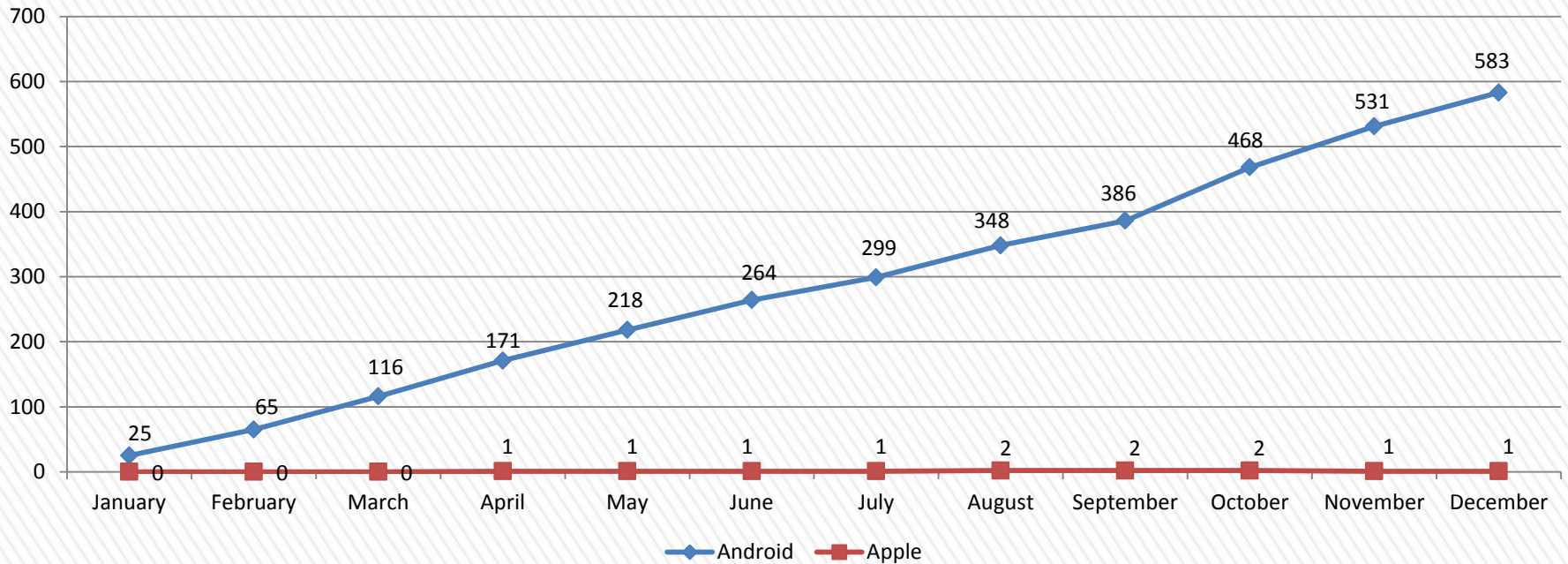
APPLE - ACTIVES		
1	Mozambique	2
2		
3		
4		
5		
TOTAL		2

geolocation of the app, which has been opened at least once in the last 30 days



RWANDA

Data updated to 31/12/2019

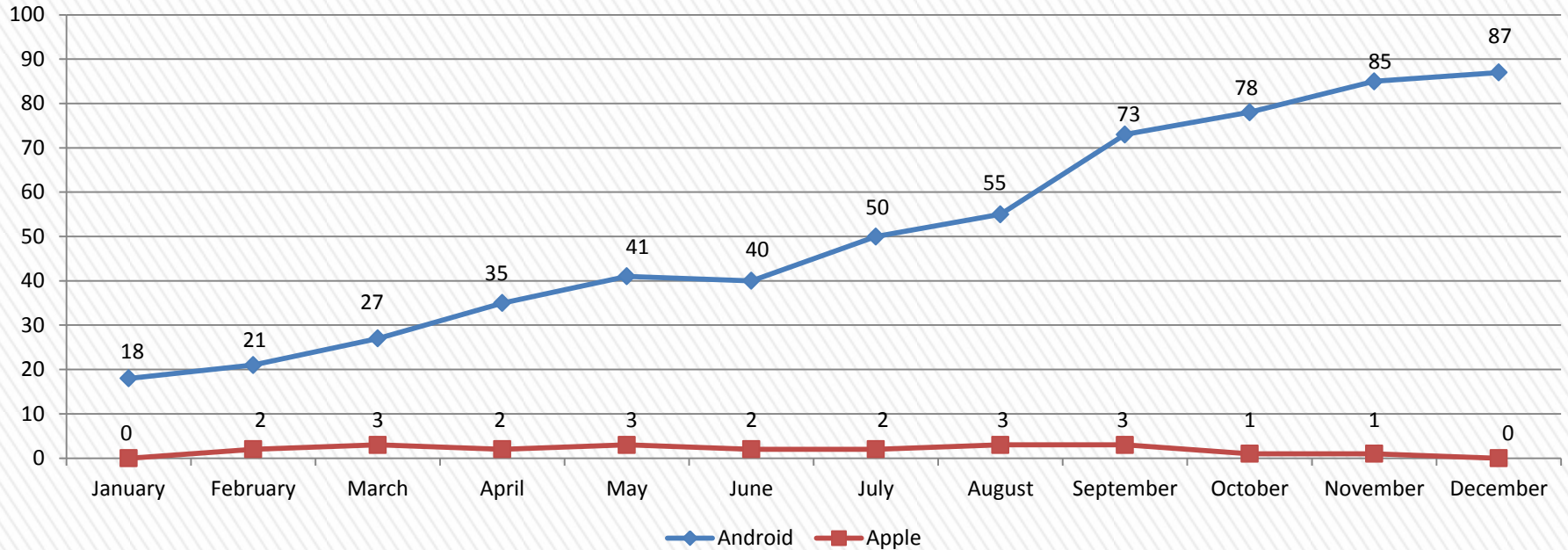


ACTIVES – Application opened at least once during a month (average)

ANDROID - ACTIVES		
1	Rwanda	270
2	Burundi	48
3	Belgium	41
4	United States	35
5	Uganda	24
TOTAL		583

APPLE - ACTIVES		
1	Kenya	1
2		
3		
4		
5		
TOTAL		1

geolocation of the app, which has been opened at least once in the last 30 days



ACTIVES – Application opened at least once during a month (average)

deceMBER 2019

ANDROID - ACTIVES		
1	Sierra Leone	36
2	United States	20
3	United Kingdom	10
4	Lebanon	4
5	France	2
TOTAL		87

deceMBER 2019

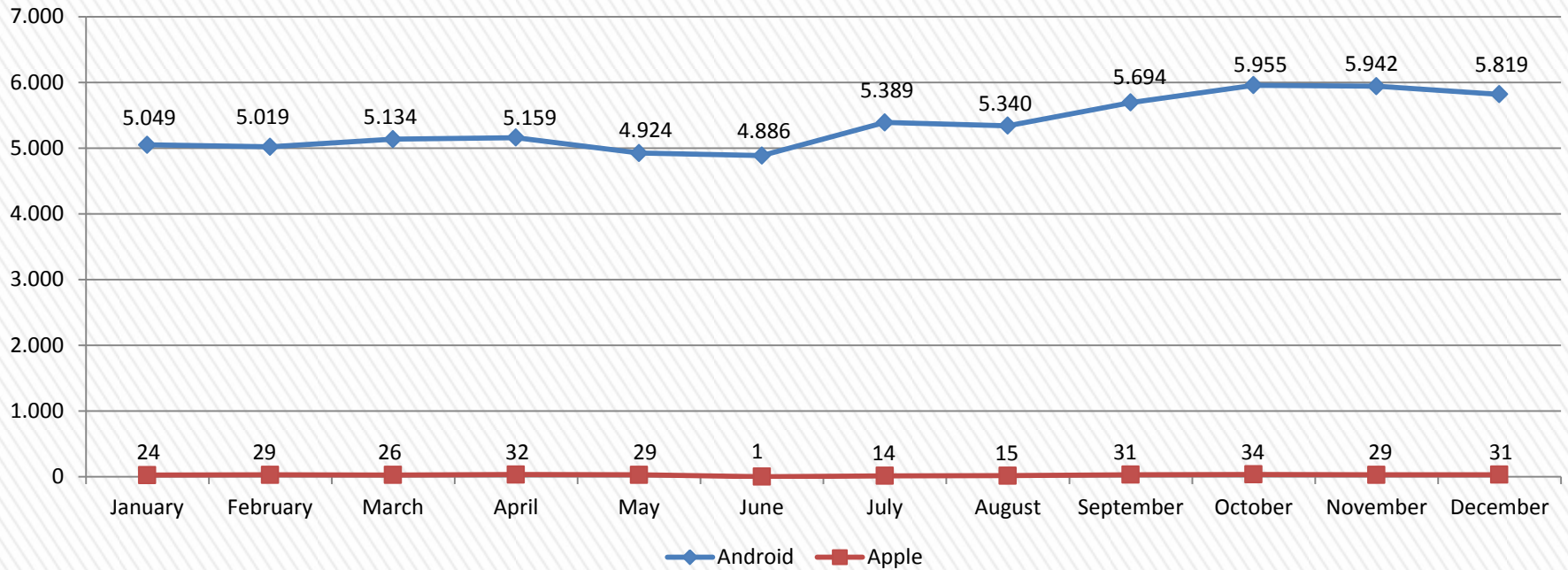
APPLE - ACTIVES		
1		0
2		
3		
4		
5		
TOTAL		0

geolocation of the app, which has been opened at least once in the last 30 days



TANZANIA

Data updated to 31/12/2019



ACTIVES – Application opened at least once during a month (average)

deceMBER 2019

ANDROID - ACTIVES		
1	Tanzania	5,212
2	Kenya	169
3	United States	89
4	Italy	58
5	Zambia	24
TOTAL		5,819

deceMBER 2019

APPLE - ACTIVES		
1	Tanzania	31
2		
3		
4		
5		
TOTAL		31

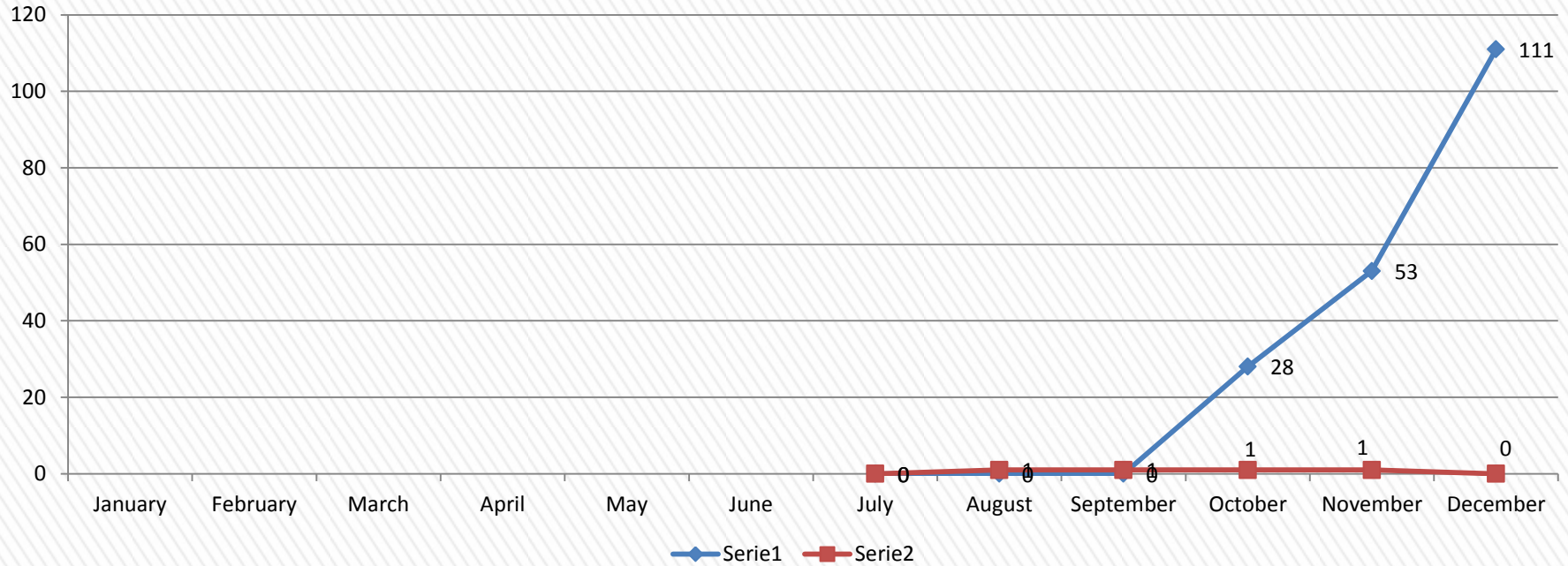


geolocation of the app, which has been opened at least once in the last 30 days



TANZANIA - MBIU

Data updated to 31/12/2019

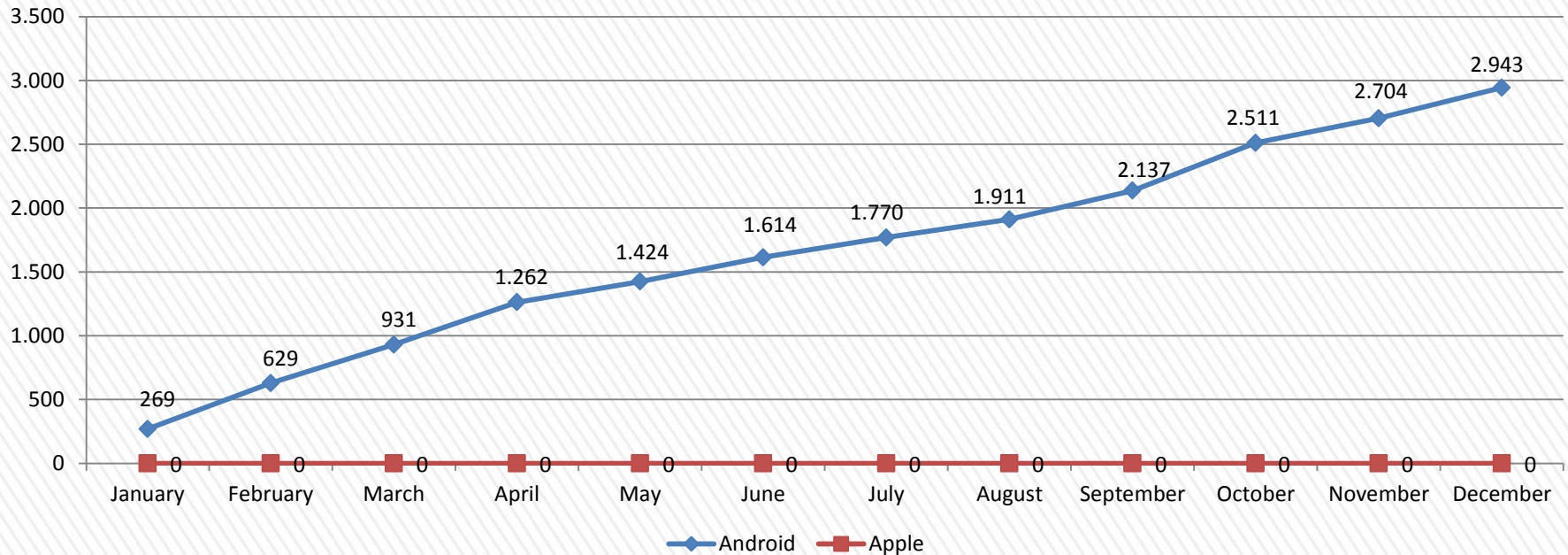


ACTIVES – Application opened at least once during a month (average)

ANDROID - ACTIVES		
1	Tanzania	103
2	Kenya	2
3	United Arab Emirates	1
4	Botswana	1
5	Egypt	1
TOTAL		111

APPLE - ACTIVES		
1		0
2		
3		
4		
5		
TOTAL		0

geolocation of the app, which has been opened at least once in the last 30 days



ACTIVES – Application opened at least once during a month (average)

ANDROID - ACTIVES			
december 2019	1	Togo	1.057
	2	United States	444
	3	France	421
	4	Germany	125
	5	Belgium	106
	TOTAL		2.943

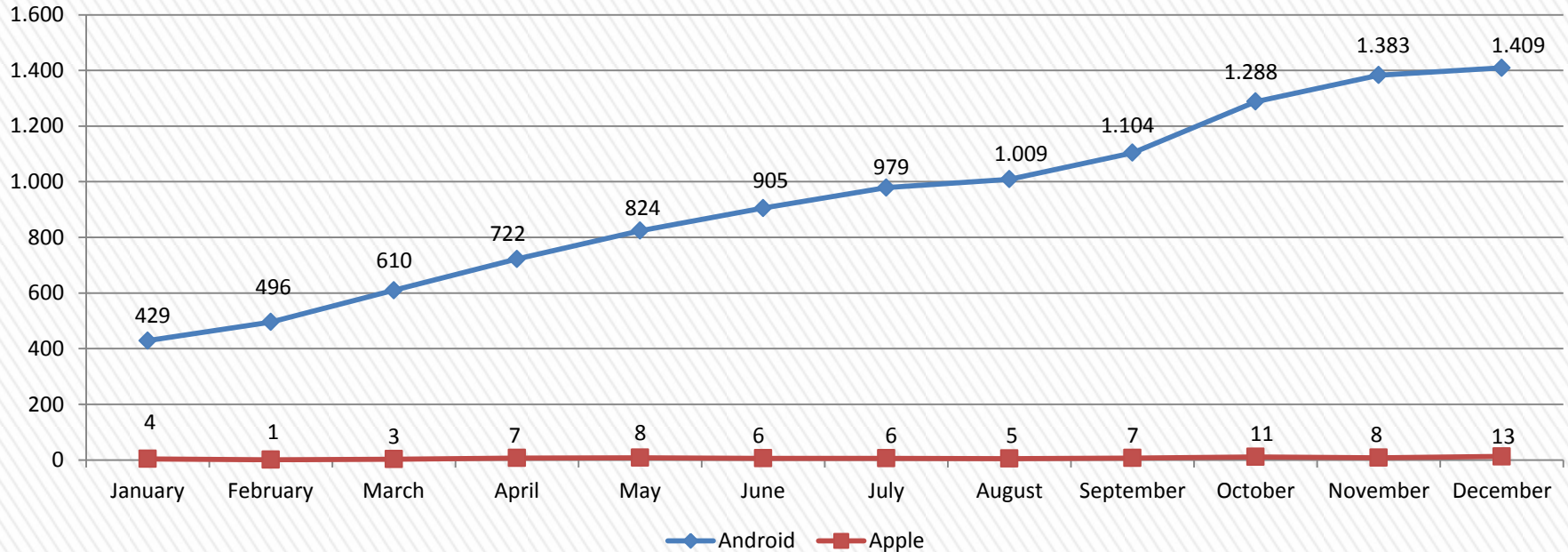
geolocation of the app, which has been opened at least once in the last 30 days





UGANDA

Data updated to 31/12/2019



ACTIVES – Application opened at least once during a month (average)

deceMBER 2019

ANDROID - ACTIVES		
1	Uganda	636
2	Saudi Arabi	191
3	United Arab Emirates	89
4	United States	49
5	Jordan	47
TOTAL		1.409

deceMBER 2019

APPLE - ACTIVES		
1	Uganda	13
2		
3		
4		
5		
TOTAL		13

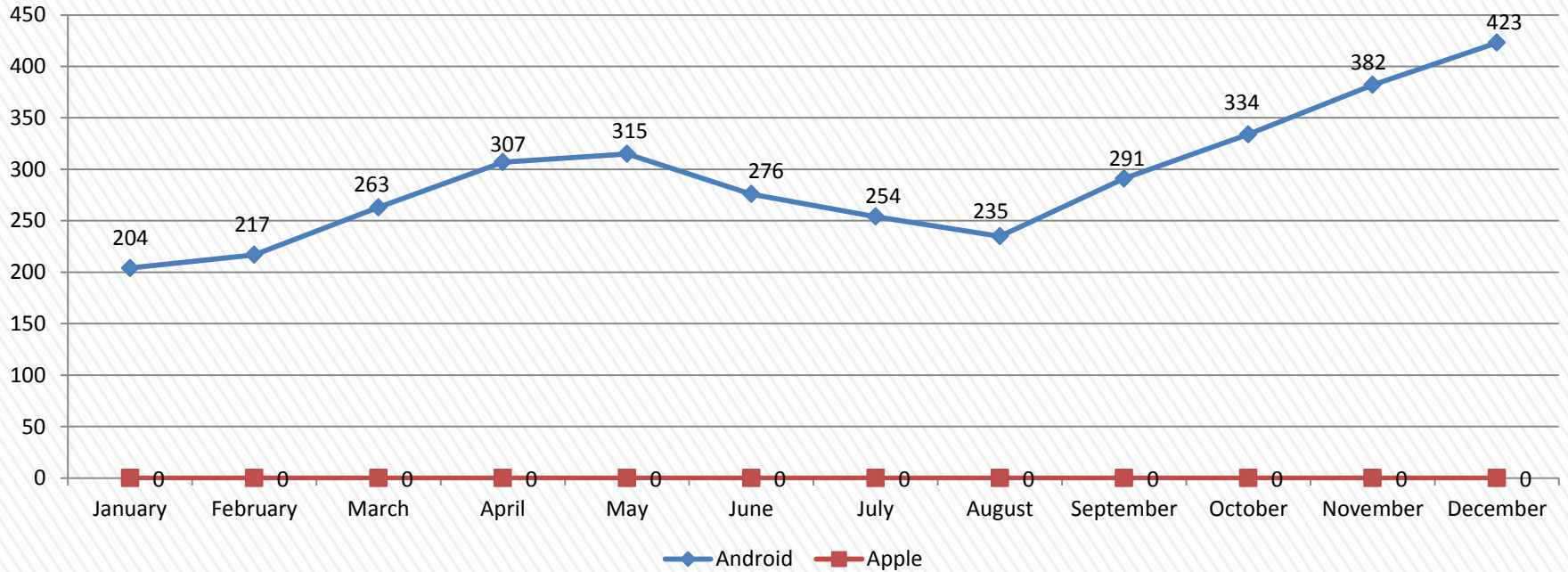


geolocation of the app, which has been opened at least once in the last 30 days



ZAMBIA

Data updated to 31/12/2019



ACTIVES – Application opened at least once during a month (average)

december 2019

ANDROID - ACTIVES		
1	Zambia	337
2	South Africa	29
3	United States	9
4	Italy	6
5	United Kingdom	5
TOTAL		423



geolocation of the app, which has been opened at least once in the last 30 days



AMERICA



Actives App - AMERICA



Google play

1.		ARGENTINA	13.044
2.		MEXICO	4.613
3.		PERU	3.261
4.		PARAGUAY	1.079
5.		PANAMA	765
6.		GUATEMALA	744
7.		COSTA RICA	625
8.		EL SALVADOR	521
9.		NICARAGUA	459
10.		ECUADOR	390
11.		CHILE	354
12.		USA	352
13.		URUGUAY	343
14.		COLOMBIA	317
15.		BOLIVIA	257
16.		VENEZUELA	186
17.		CANADA	164
18.		DOMINICAN REP.	144
19.		USA - Spanish	139
20.		USA - Friends	42
21.		BRAZIL	

1.		USA - Spanish	597
2.		MEXICO	186
3.		ARGENTINA	94
4.		PERU	86
5.		USA	83
6.		ECUADOR	71
7.		COSTA RICA	69
8.		GUATEMALA	51
9.		NICARAGUA	45
10.		CANADA	44
11.		COLOMBIA	37
12.		CHILE	26
13.		PARAGUAY	25
14.		VENEZUELA	19
15.		EL SALVADOR	16
16.		URUGUAY	6
17.		BOLIVIA	4
18.		BRAZIL	4
19.		USA - Friends	3
20.		DOMINICAN REP.	3
21.		PANAMA	



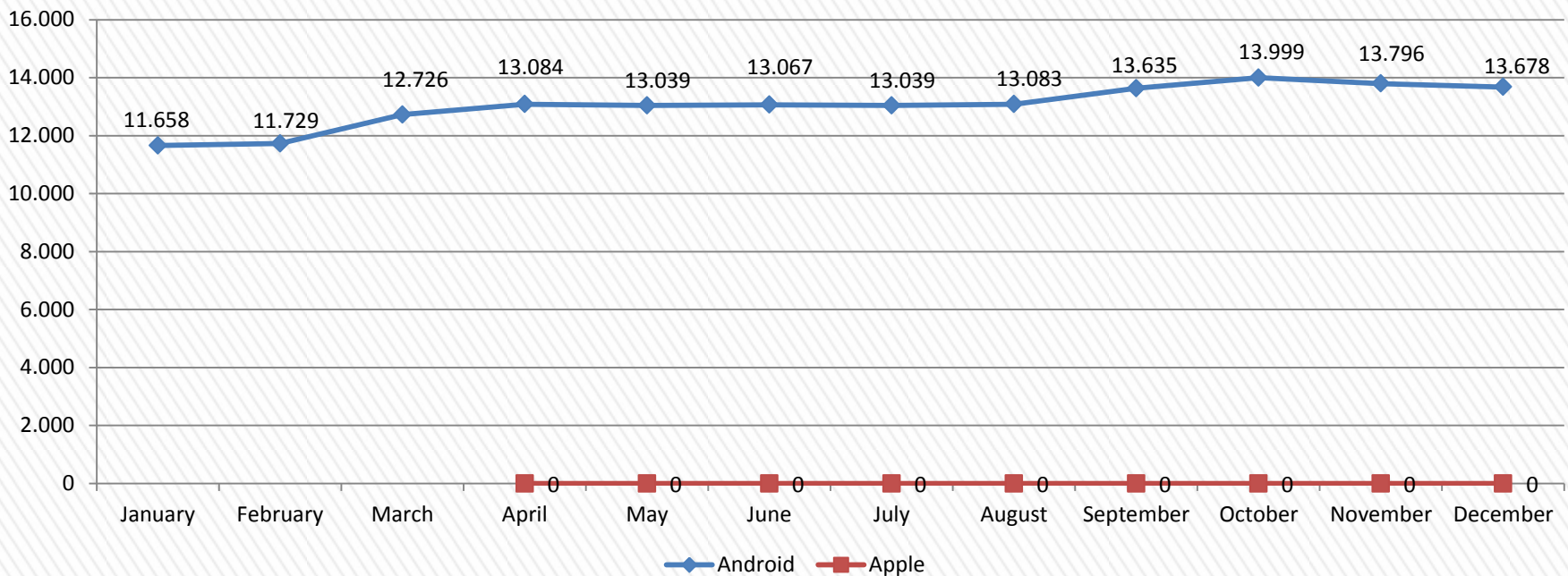
App Store



Monthly Actives Users (MAU): the average of number of unique users that opened the app at least once per month

ARGENTINA

Data updated to 31/12/2019



ACTIVES – Application opened at least once during a month (average)

deceMBER 2019

ANDROID - ACTIVES		
1	Argentina	13.254
2	United States	63
3	Uruguay	52
4	Spain	34
5	Paraguay	17
TOTAL		13.678

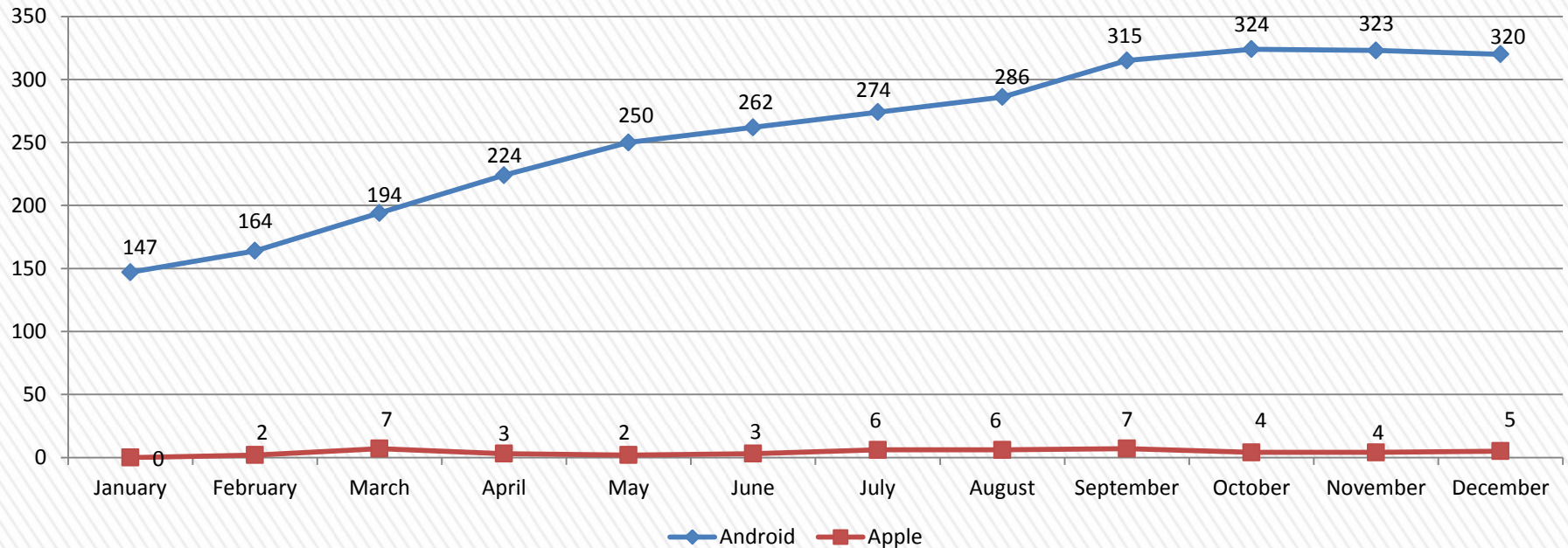
deceMBER 2019

APPLE - ACTIVES		
1	Argentina	137
2		
3		
4		
5		
TOTAL		137

geolocation of the app, which has been opened at least once in the last 30 days

BOLIVIA

Data updated to 31/12/2019



ACTIVES – Application opened at least once during a month (average)

deceMBER 2019

ANDROID - ACTIVES		
1	Bolivia	277
2	Spain	6
3	United States	6
4	Argentina	5
5	Italy	4
TOTAL		320

deceMBER 2019

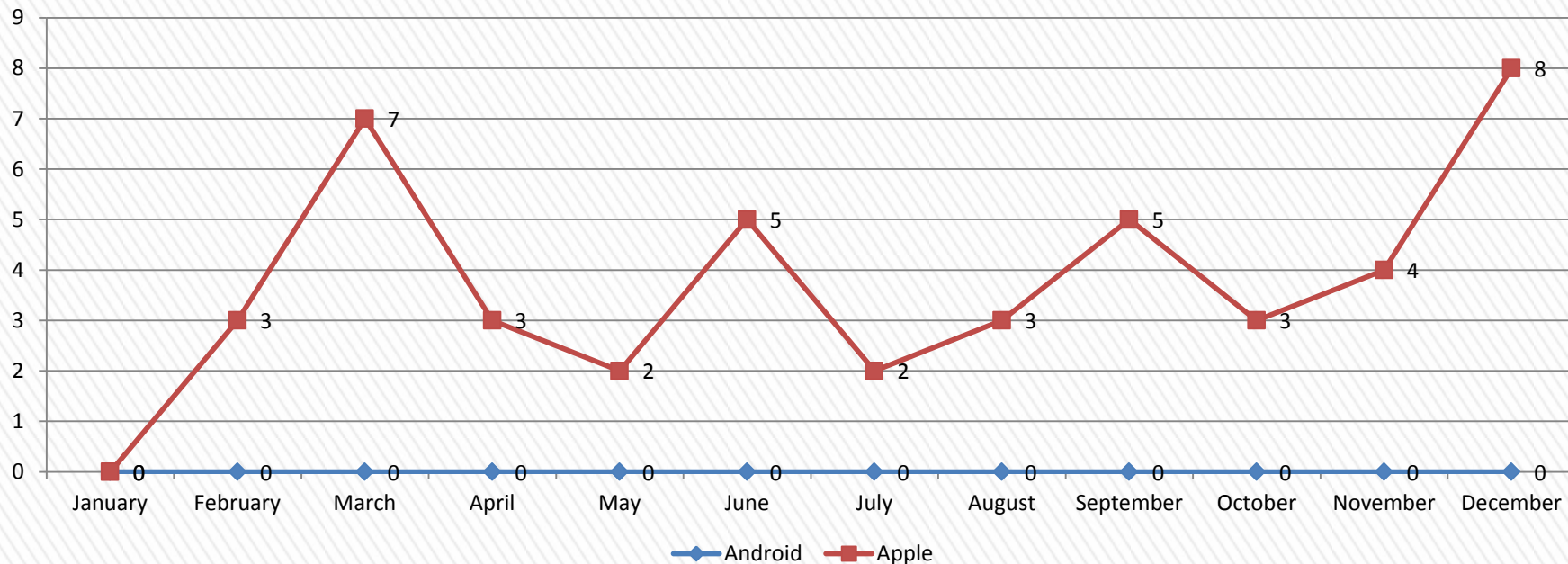
APPLE - ACTIVES		
1	Bolivia	5
2		
3		
4		
5		
TOTAL		5

geolocation of the app, which has been opened at least once in the last 30 days



BRAZIL

Data updated to 31/12/2019



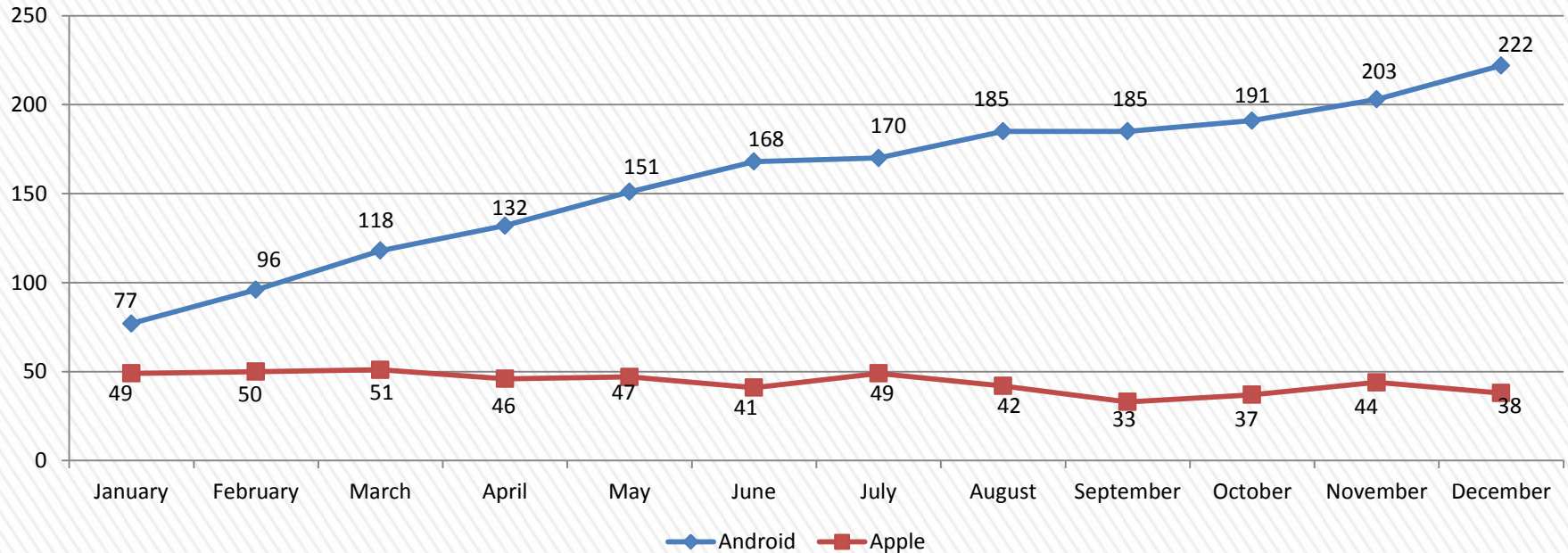
ACTIVES – Application opened at least once during a month (average)

APPLE - ACTIVES		
1	Brazil	8
2		
3		
4		
5		
TOTAL		8

december 2019



geolocation of the app, which has been opened at least once in the last 30 days



ACTIVES – Application opened at least once during a month (average)

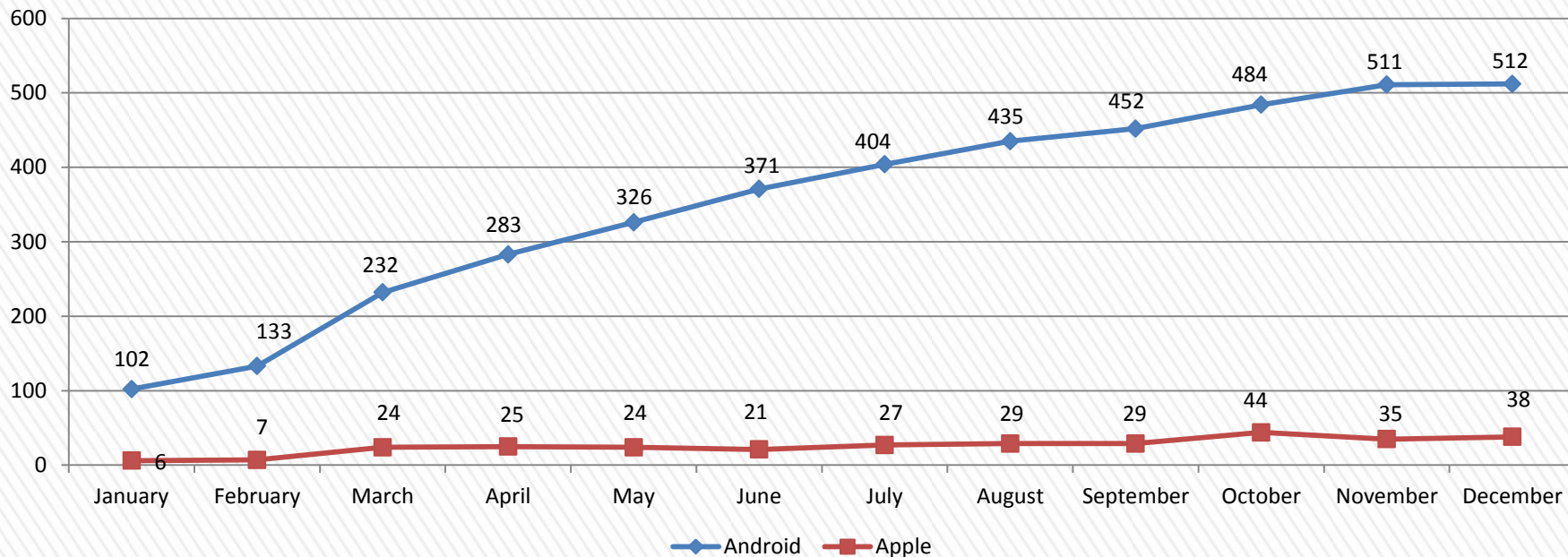
december 2019

ANDROID - ACTIVES		
1	Canada	146
2	United States	11
3	Colombia	6
4	United Kingdom	6
5	Argentina	4
TOTAL		222

december 2019

APPLE - ACTIVES		
1	Canada	26
2		
3		
4		
5		
TOTAL		26

geolocation of the app, which has been opened at least once in the last 30 days



ACTIVES – Application opened at least once during a month (average)

december 2019

ANDROID - ACTIVES		
1	Chile	472
2	Argentina	6
3	Brazil	5
4	Spain	4
5	United States	4
TOTAL		512

december 2019

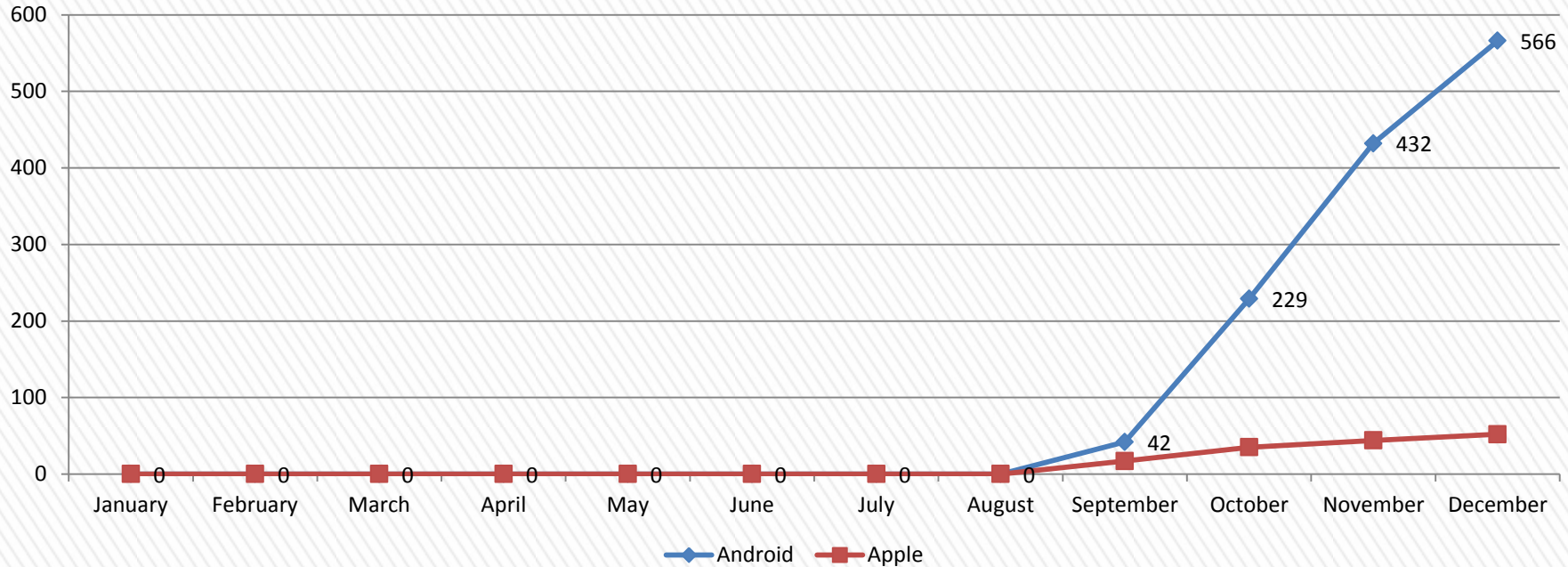
APPLE - ACTIVES		
1	Chile	38
2		
3		
4		
5		
TOTAL		38

geolocation of the app, which has been opened at least once in the last 30 days



COLOMBIA

Data updated to 31/12/2019



ACTIVES – Application opened at least once during a month (average)

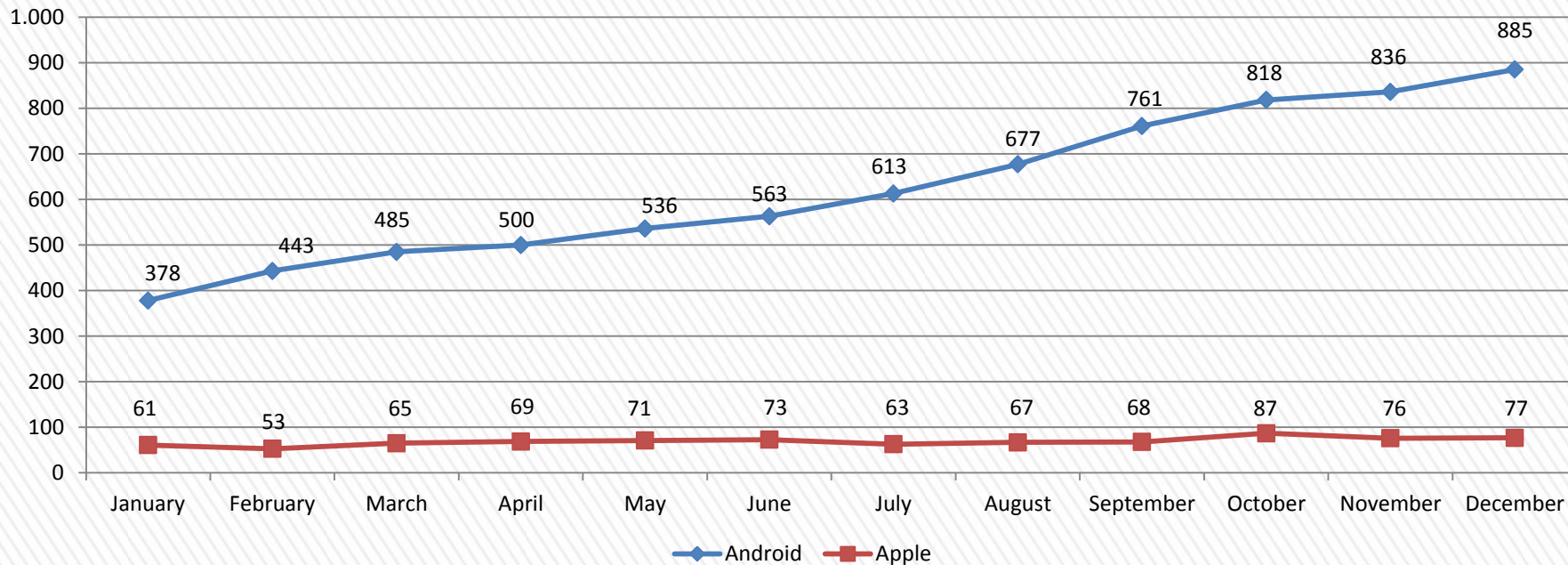
deceMBER 2019

ANDROID - ACTIVES		
1	Colombia	521
2	Spain	12
3	United States	8
4	Chile	6
5	Mexico	4
TOTAL		566

deceMBER 2019

APPLE - ACTIVES		
1	Colombia	52
2		
3		
4		
5		
TOTAL		52

geolocation of the app, which has been opened at least once in the last 30 days



ACTIVES – Application opened at least once during a month (average)

deceMBER 2019

ANDROID - ACTIVES		
1	Costa Rica	796
2	United States	46
3	Nicaragua	10
4	Spain	8
5	Guatemala	3
TOTAL		885

deceMBER 2019

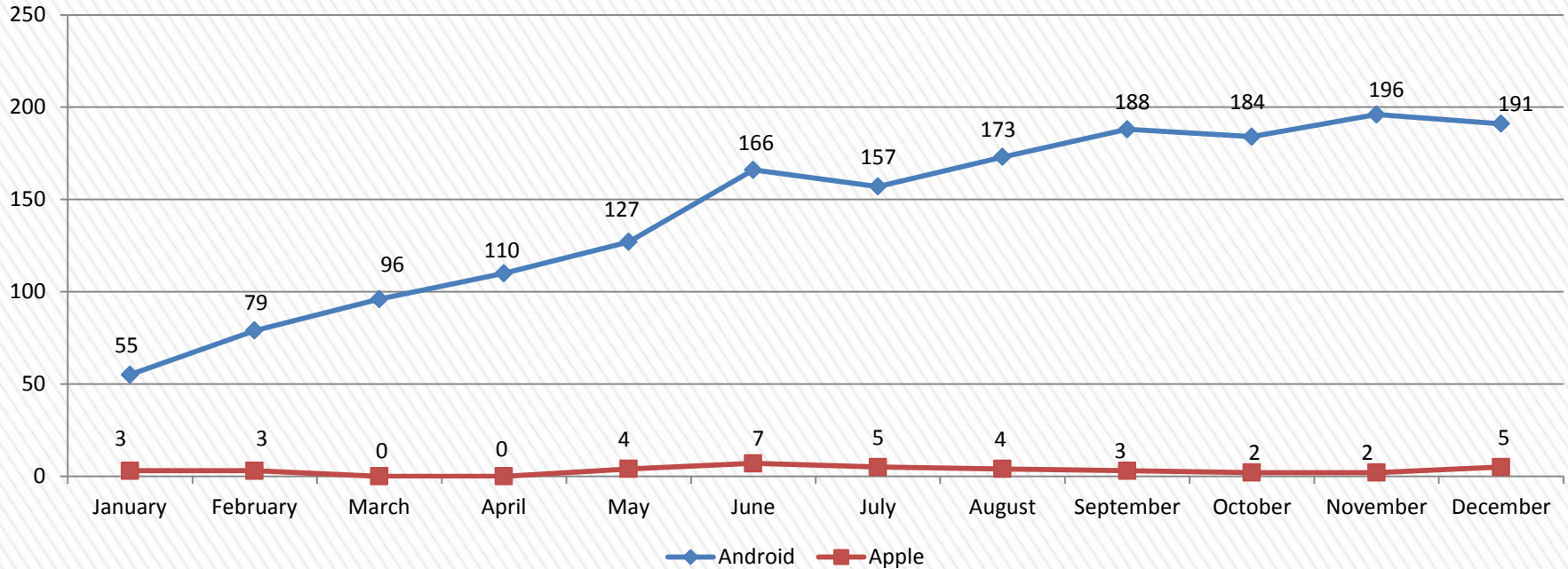
APPLE - ACTIVES		
1	Costa Rica	77
2		
3		
4		
5		
TOTAL		77

geolocation of the app, which has been opened at least once in the last 30 days



DOMINICAN REPUBLIC

Data updated to 31/12/2019



ACTIVES – Application opened at least once during a month (average)

ANDROID - ACTIVES			
december 2019	1	Dominican Rep.	84
	2	United States	73
	3	Spain	11
	4	Italy	6
	5	Puerto Rico	6
	TOTAL		191

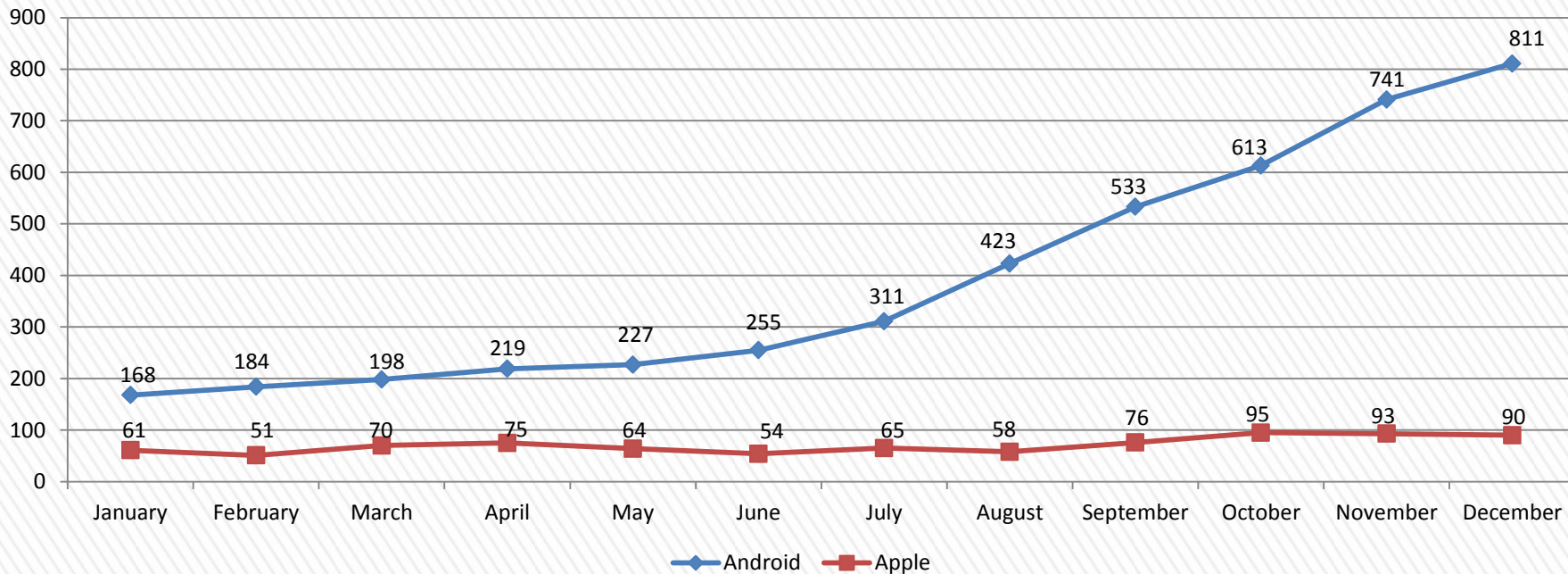
APPLE - ACTIVES			
december 2019	1	Dominican Rep.	5
	2		
	3		
	4		
	5		
	TOTAL		5

geolocation of the app, which has been opened at least once in the last 30 days



ECUADOR

Data updated to 31/12/2019



ACTIVES – Application opened at least once during a month (average)

december 2019

ANDROID - ACTIVES		
1	Ecuador	641
2	United States	101
3	Colombia	21
4	Spain	14
5	Italy	4
TOTAL		811

december 2019

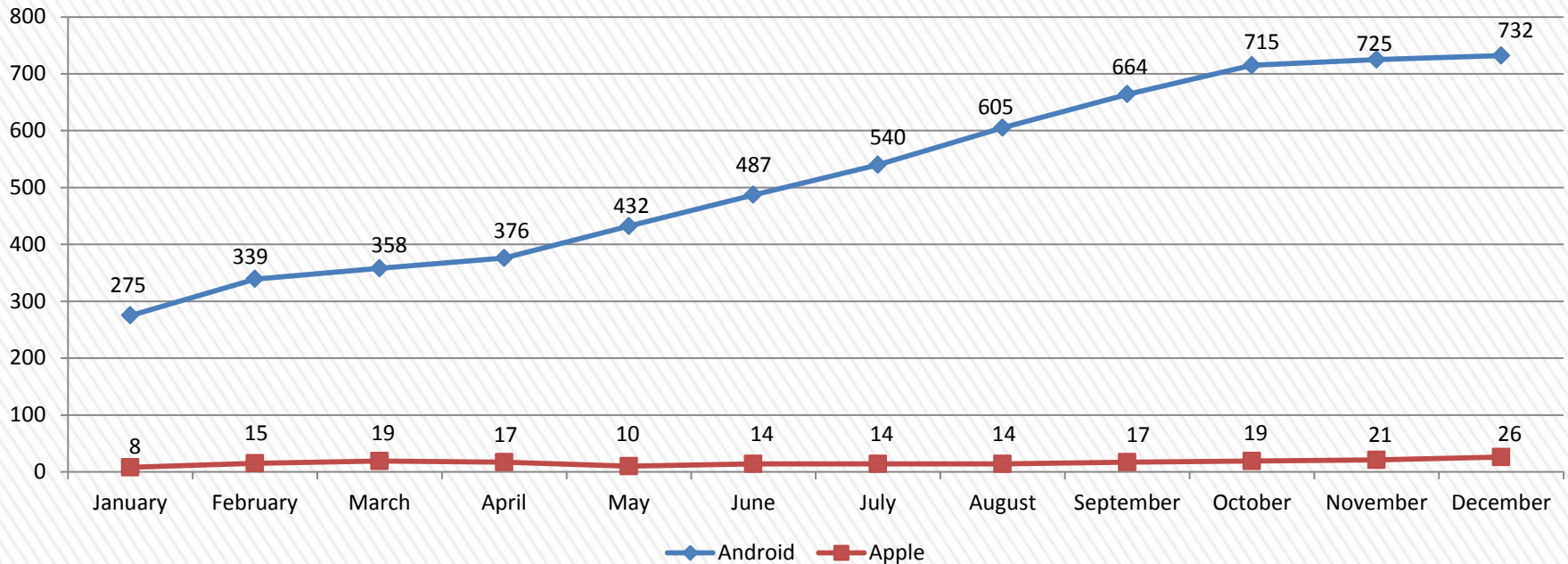
APPLE - ACTIVES		
1	Ecuador	90
2		
3		
4		
5		
TOTAL		90

geolocation of the app, which has been opened at least once in the last 30 days



EL SALVADOR

Data updated to 31/12/2019



ACTIVES – Application opened at least once during a month (average)

deceMBER 2019

ANDROID - ACTIVES		
1	El Salvador	371
2	United States	311
3	Canada	10
4	Guatemala	9
5	Spain	5
TOTAL		732

deceMBER 2019

APPLE - ACTIVES		
1	El Salvador	26
2		
3		
4		
5		
TOTAL		26

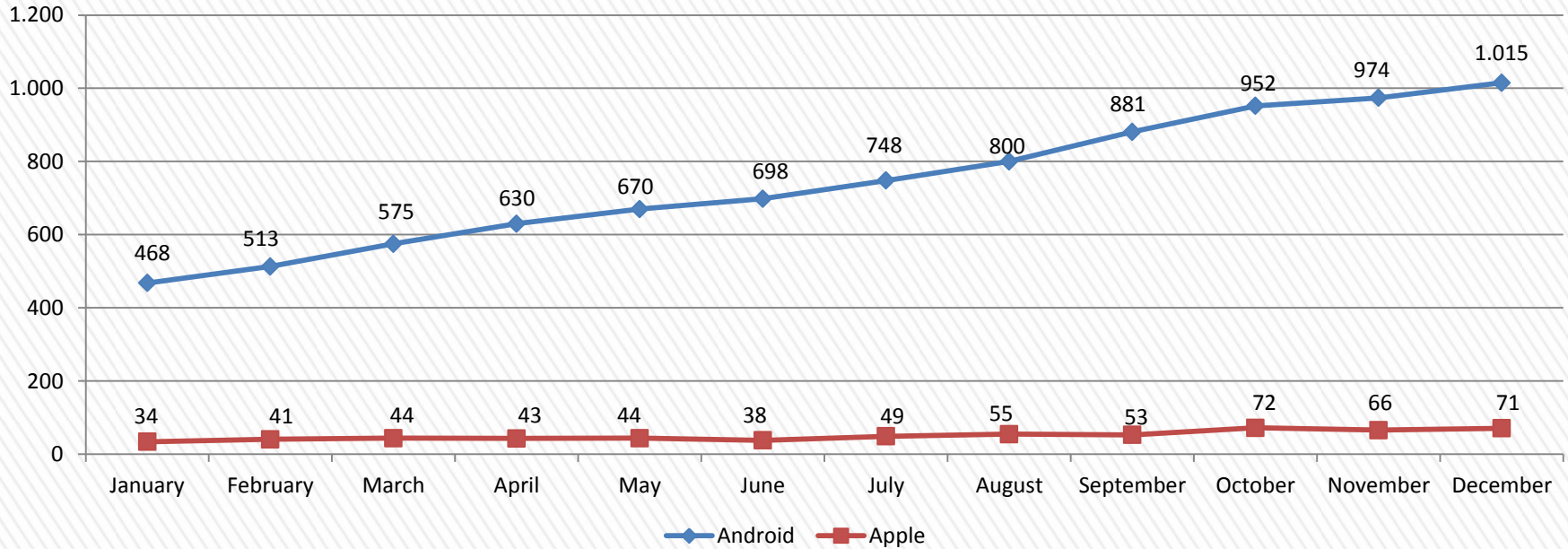


geolocation of the app, which has been opened at least once in the last 30 days



GUATEMALA

Data updated to 31/12/2019



ACTIVES – Application opened at least once during a month (average)

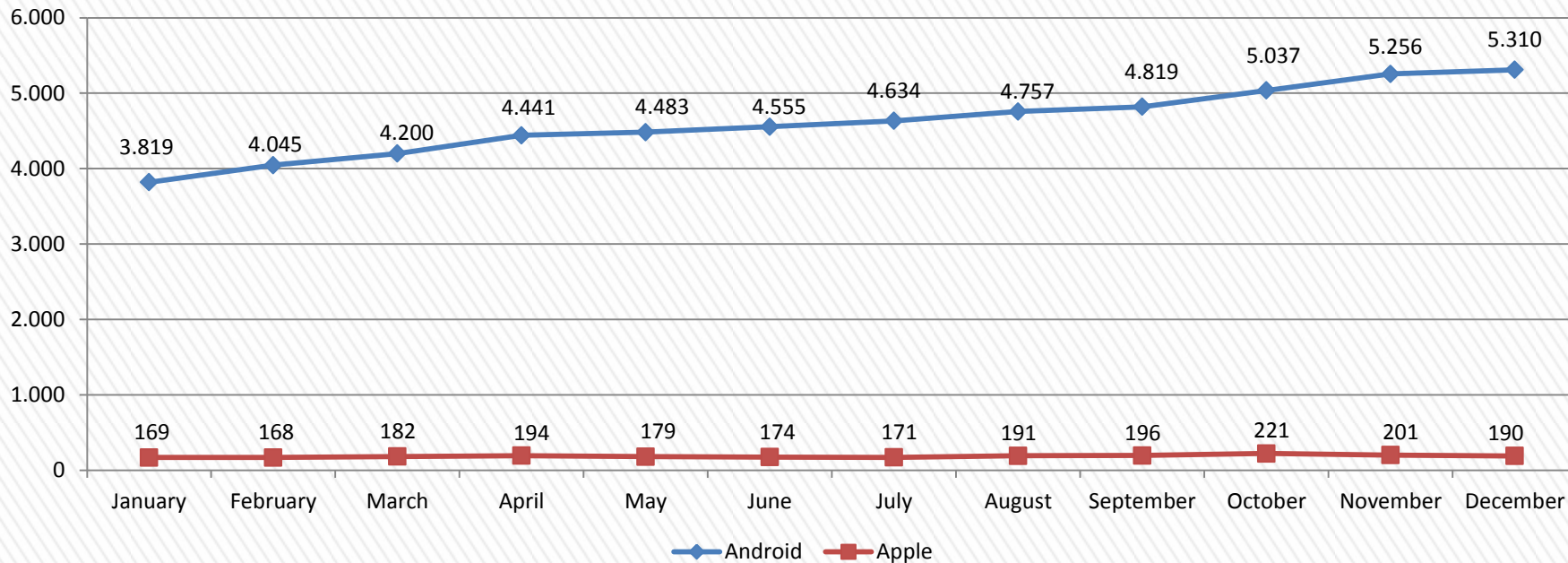
deceMBER 2019

ANDROID - ACTIVES		
1	Guatemala	739
2	United States	197
3	Mexico	15
4	Honduras	9
5	Spain	8
TOTAL		1.015

deceMBER 2019

APPLE - ACTIVES		
1	Guatemala	71
2		
3		
4		
5		
TOTAL		71

geolocation of the app, which has been opened at least once in the last 30 days



ACTIVES – Application opened at least once during a month (average)

deceMBER 2019

ANDROID - ACTIVES		
1	Mexico	3.982
2	United States	1.110
3	Spain	32
4	Colombia	28
5	Perù	19
TOTAL		5.310

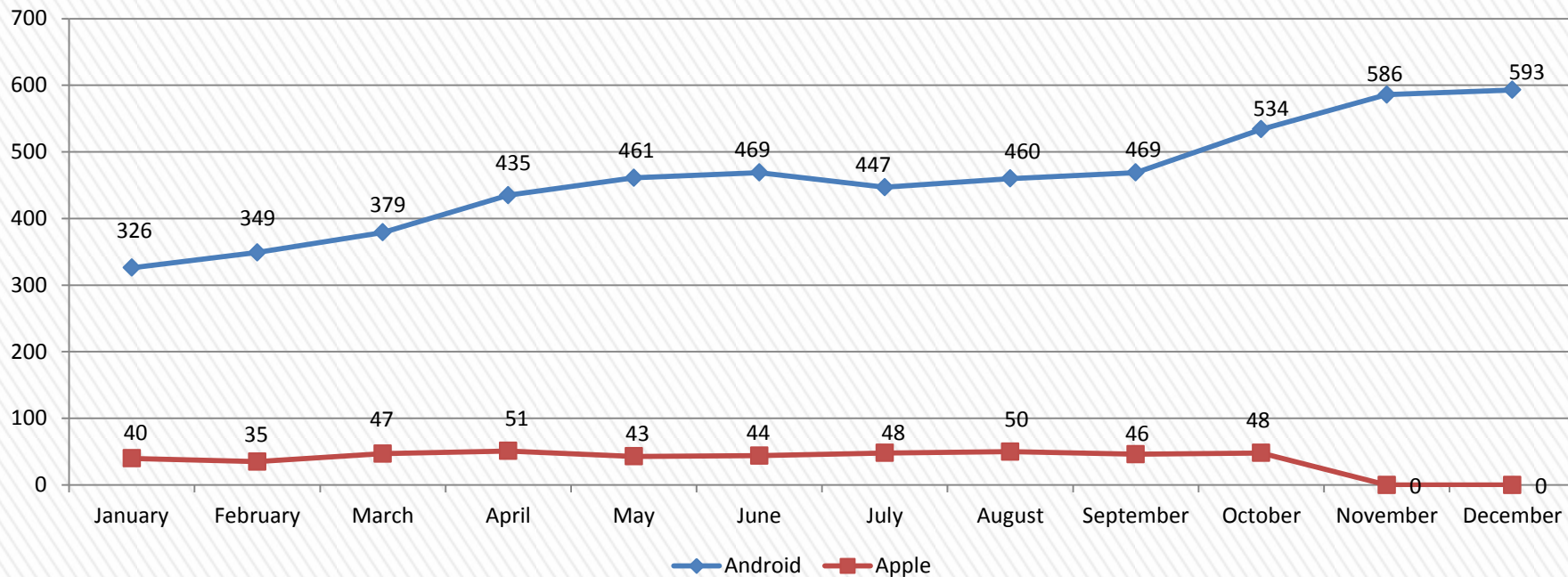
deceMBER 2019

APPLE - ACTIVES		
1	Mexico	172
2	United States	18
3		
4		
5		
TOTAL		190

geolocation of the app, which has been opened at least once in the last 30 days

NICARAGUA

Data updated to 31/12/2019



ACTIVES – Application opened at least once during a month (average)

ANDROID - ACTIVES			
december 2019	1	Nicaragua	414
	2	United States	82
	3	Spain	27
	4	Costa Rica	15
	5	Panama	13
	TOTAL		593

APPLE - ACTIVES			
december 2019	1		
	2		
	3		
	4		
	5		
	TOTAL		0

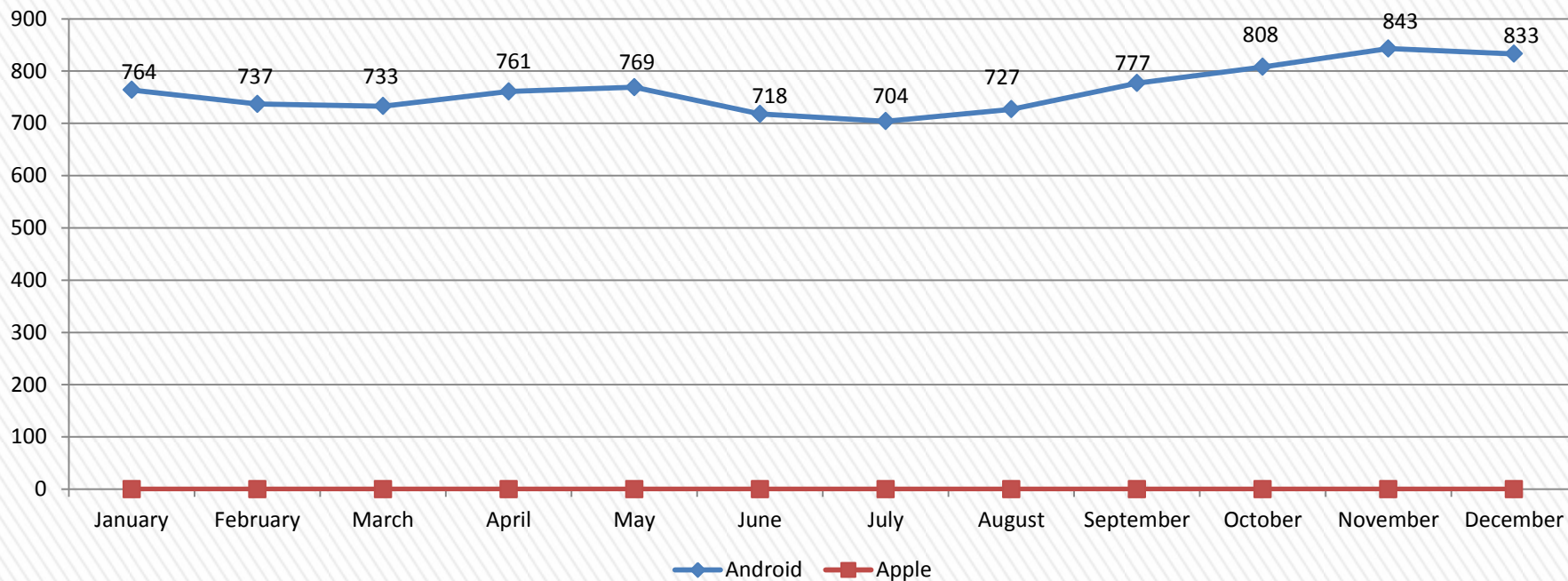


geolocation of the app, which has been opened at least once in the last 30 days



PANAMA

Data updated to 31/12/2019

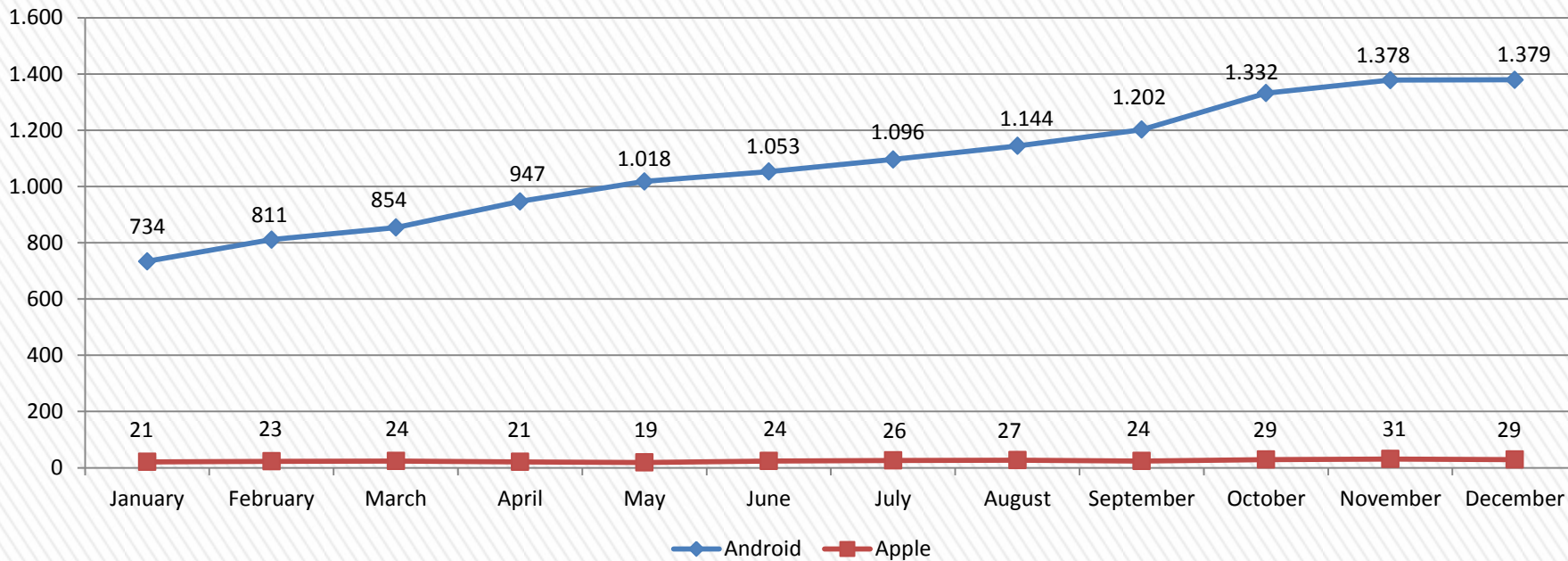


ACTIVES – Application opened at least once during a month (average)

ANDROID - ACTIVES			
december 2019	1	Panama	782
	2	United States	24
	3	Colombia	6
	4	Costa Rica	5
	5	Brazil	2
	TOTAL		833



geolocation of the app, which has been opened at least once in the last 30 days



ACTIVES – Application opened at least once during a month (average)

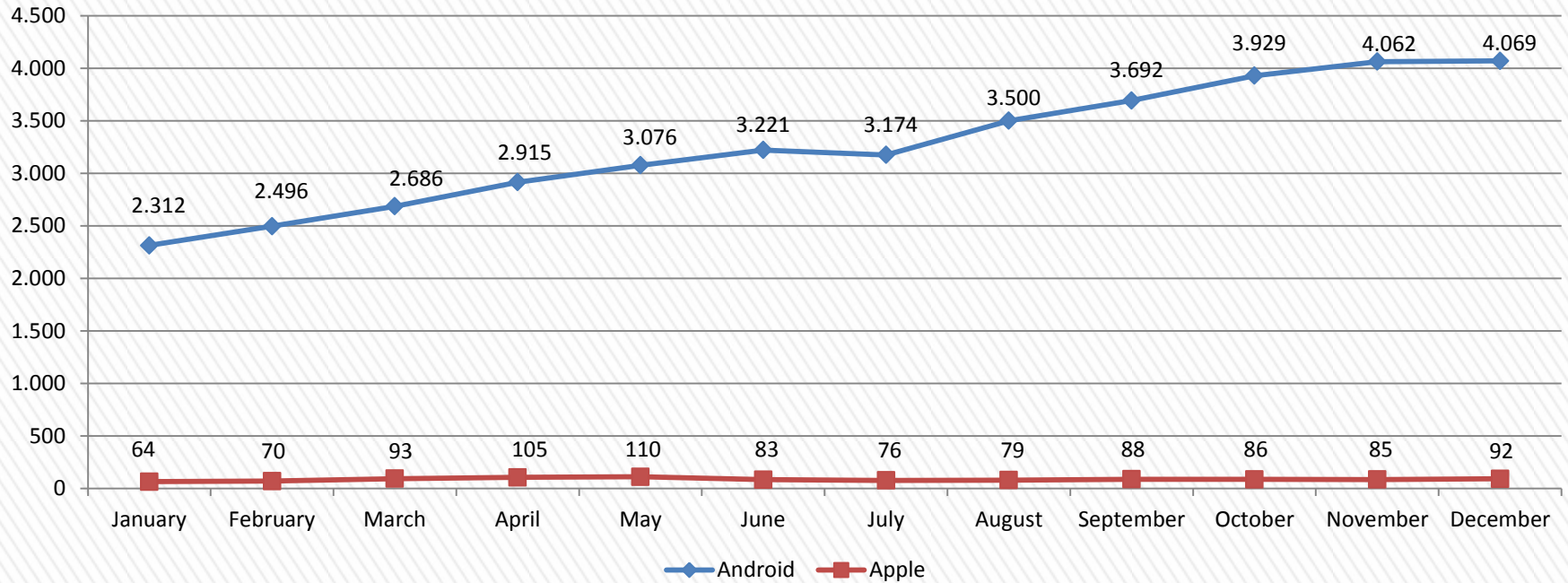
december 2019

ANDROID - ACTIVES		
1	Paraguay	1.239
2	Argentina	71
3	Spain	23
4	Perù	13
5	United States	12
TOTAL		1.379

december 2019

APPLE - ACTIVES		
1	Paraguay	29
2		
3		
4		
5		
TOTAL		29

geolocation of the app, which has been opened at least once in the last 30 days



ACTIVES – Application opened at least once during a month (average)

december 2019

ANDROID - ACTIVES		
1	Perù	3.856
2	United States	95
3	Spain	27
4	Argentina	11
5	Canada	11
TOTAL		4.069

december 2019

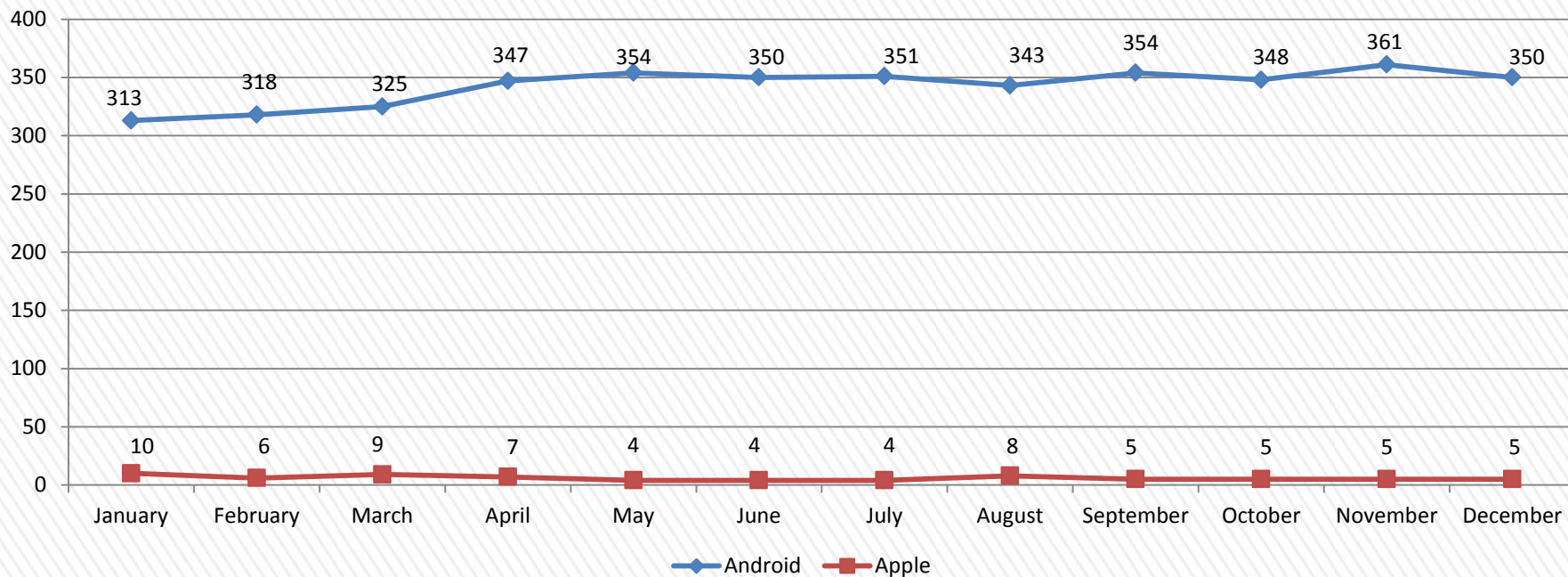
APPLE - ACTIVES		
1	Perù	88
2		
3		
4		
5		
TOTAL		88

geolocation of the app, which has been opened at least once in the last 30 days



URUGUAY

Data updated to 31/12/2019



ACTIVES – Application opened at least once during a month (average)

deceMBER 2019

ANDROID - ACTIVES		
1	Uruguay	315
2	Argentina	15
3	United States	5
4	Spain	2
5	France	2
TOTAL		350

deceMBER 2019

APPLE - ACTIVES		
1	Uruguay	5
2		
3		
4		
5		
TOTAL		5

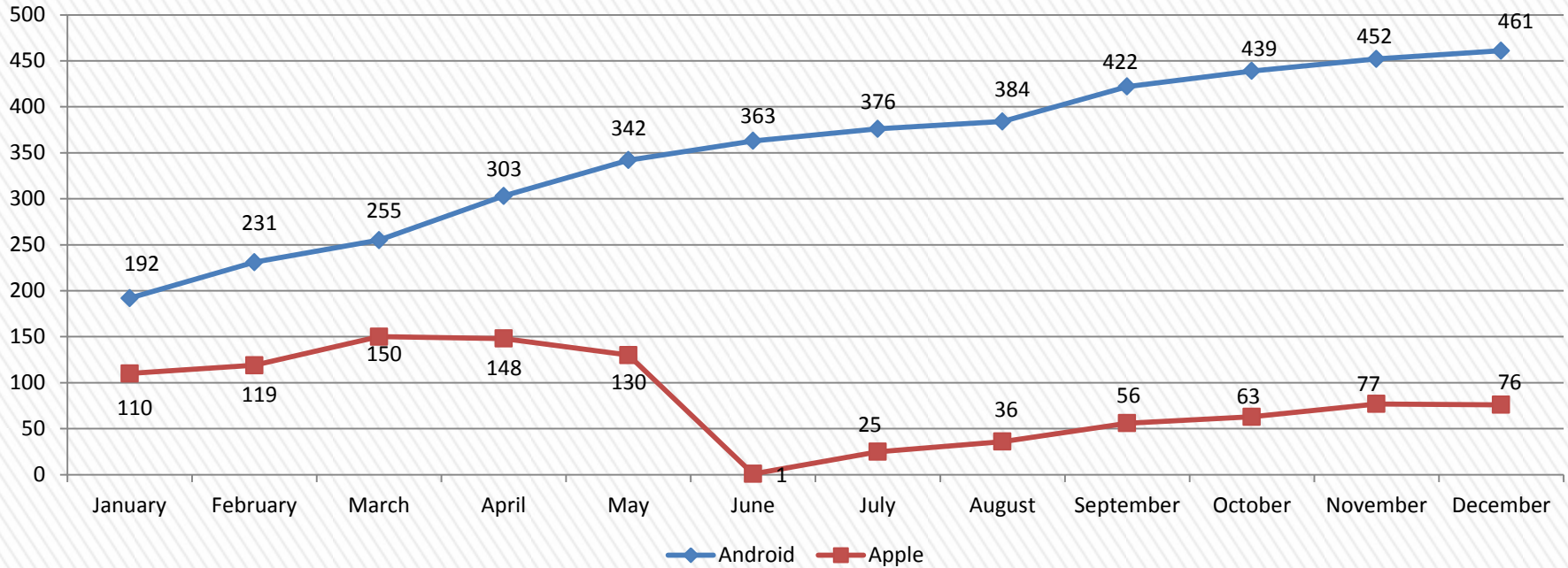


geolocation of the app, which has been opened at least once in the last 30 days



USA

Data updated to 31/12/2019



ACTIVES – Application opened at least once during a month (average)

december 2019

ANDROID - ACTIVES		
1	United States	317
2	Italy	21
3	Spain	13
4	Australia	7
5	United Kingdom	7
TOTAL		461

december 2019

APPLE - ACTIVES		
1	United States	72
2	Switzerland	2
3	Australia	1
4		
5		
TOTAL		76

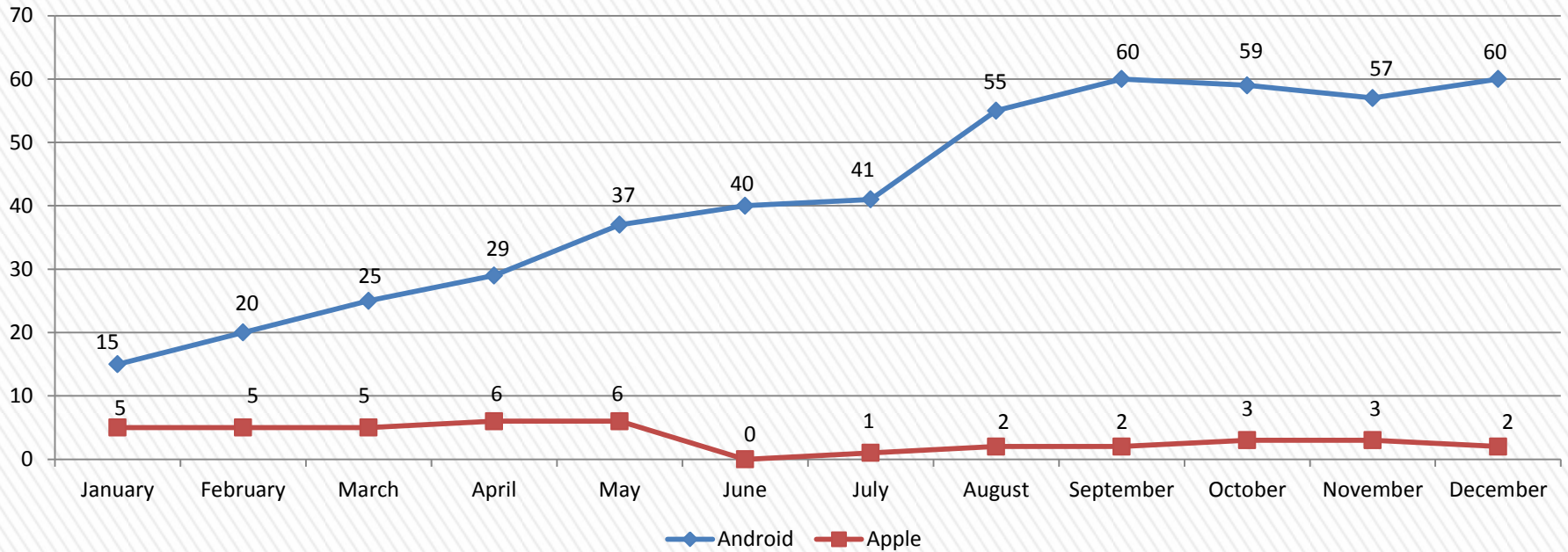


geolocation of the app, which has been opened at least once in the last 30 days



USA - Friends

Data updated to 31/12/2019



ACTIVES – Application opened at least once during a month (average)

december 2019

ANDROID - ACTIVES		
1	United States	42
2	Italy	5
3	Argentina	1
4	Dominican Republic	1
5	Ecuador	1
TOTAL		60

december 2019

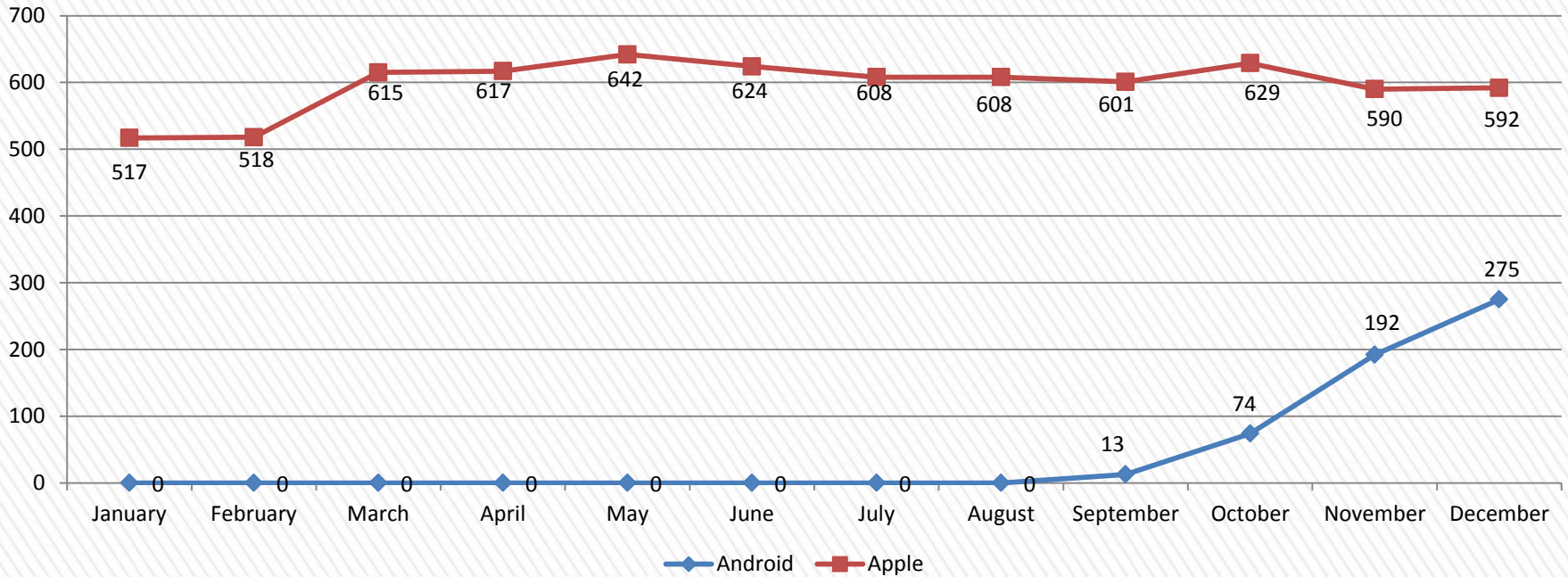
APPLE - ACTIVES		
1	United States	2
2		
3		
4		
5		
TOTAL		2



geolocation of the app, which has been opened at least once in the last 30 days



USA – Spanish



ACTIVES – Application opened at least once during a month (average)

december 2019

ANDROID - ACTIVES		
1	United States	244
2	Dominican Republic	6
3	Mexico	5
4	Spain	4
5	Argentina	2
TOTAL		275

december 2019

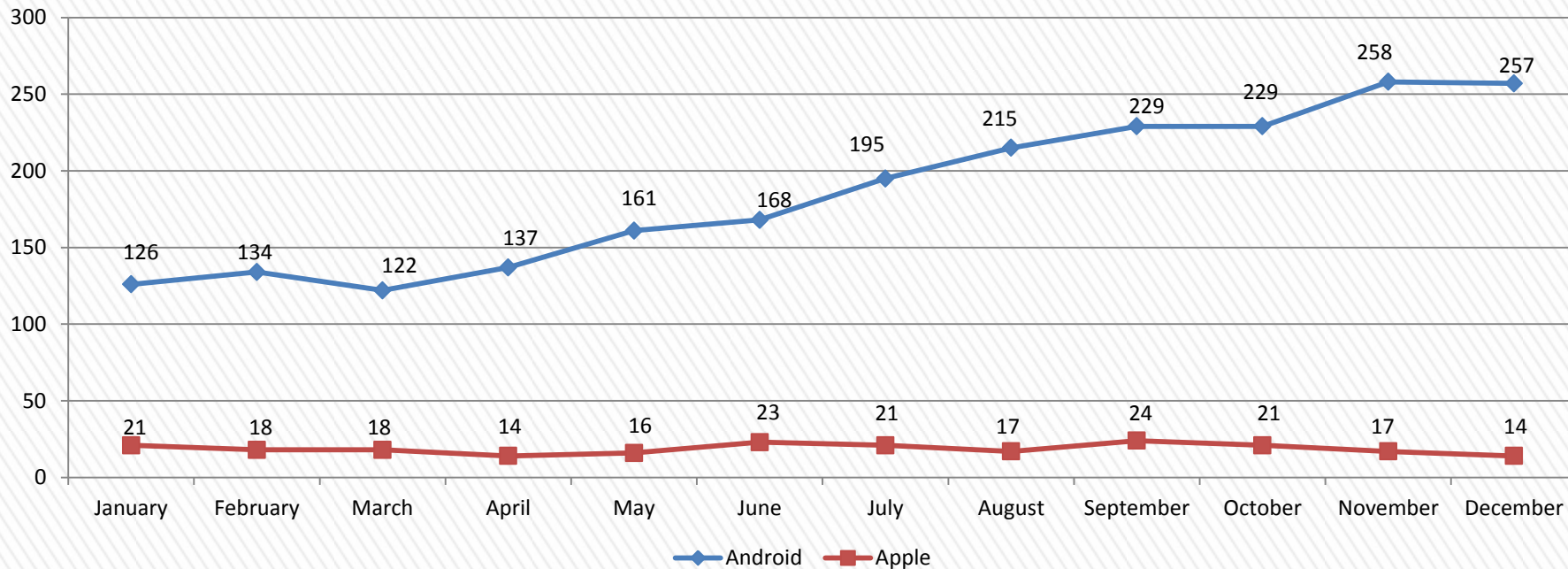
APPLE - ACTIVES		
1	United States	589
2	Costa Rica	2
3	Mexico	1
4		
5		
TOTAL		592

geolocation of the app, which has been opened at least once in the last 30 days



VENEZUELA

Data updated to 31/12/2019



ACTIVES – Application opened at least once during a month (average)

december 2019

ANDROID - ACTIVES		
1	Venezuela	186
2	Spain	18
3	United States	11
4	Colombia	8
5	Portugal	7
TOTAL		257

APPLE - ACTIVES		
1	United States	11
2	Venezuela	3
3		
4		
5		
TOTAL		14

december 2019




geolocation of the app, which has been opened at least once in the last 30 days



ASIA & OCEANIA



Actives App - ASIA



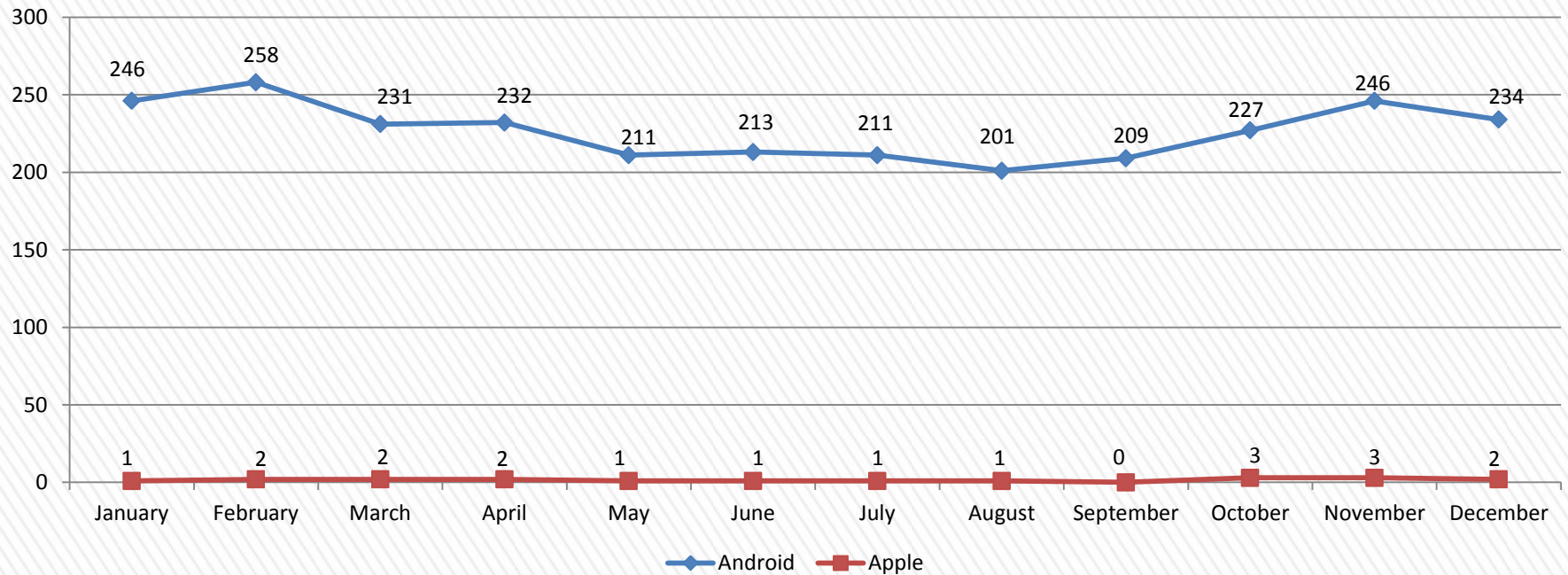
1.		RADIO MARIAM	631
2.		INDONESIA	329
3.		PHILIPPINES	286
4.		IRAQ	284
5.		INDIA	227
6.		MACAU	15
7.		PAPUA NEW GUINEA	

1.		RADIO MARIAM	80
2.		IRAQ	37
3.		PHILIPPINES	14
4.		INDONESIA	9
5.		INDIA	2
6.		MACAU	0
7.		PAPUA NEW GUINEA	



Monthly Actives Users (MAU): the number of unique users that opened the app at least once per month





ACTIVES – Application opened at least once during a month (average)

deceMBER 2019

ANDROID - ACTIVES		
1	India	173
2	Italy	7
3	Saudi Arabia	6
4	Germany	5
5	France	4
TOTAL		234

deceMBER 2019

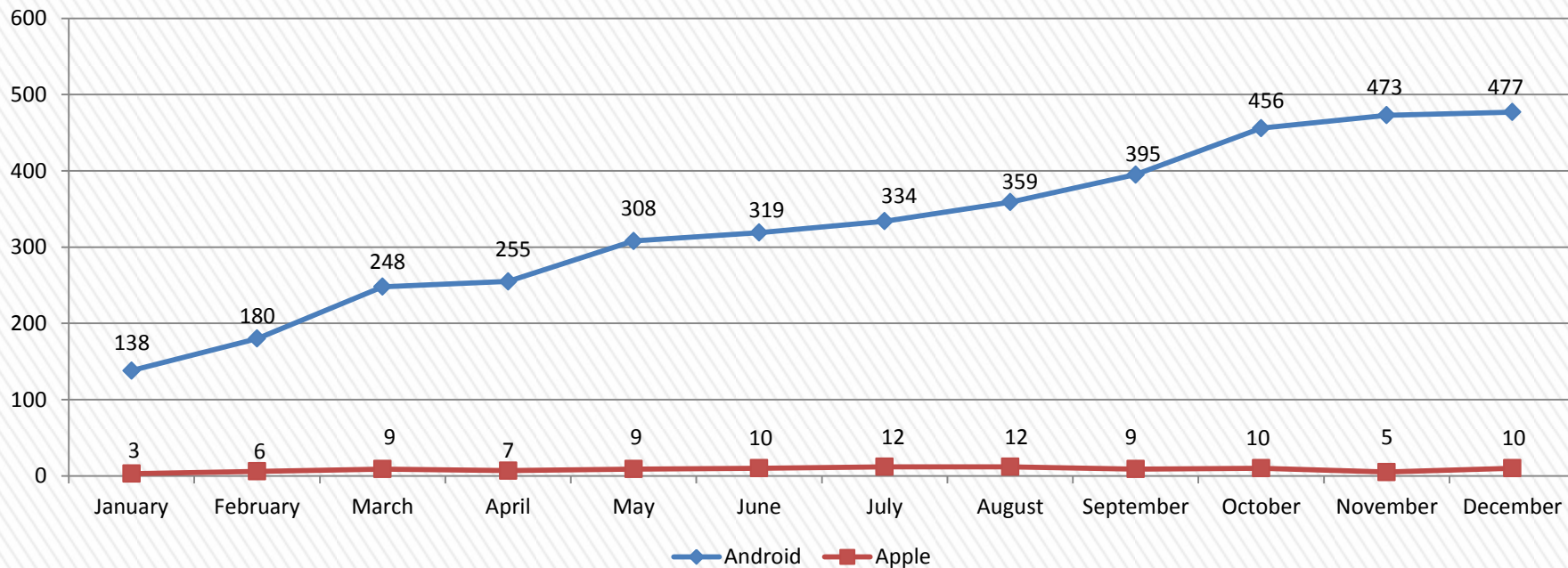
APPLE - ACTIVES		
1	India	2
2		
3		
4		
5		
TOTAL		2

geolocation of the app, which has been opened at least once in the last 30 days



INDONESIA

Data updated to 31/12/2019



ACTIVES – Application opened at least once during a month (average)

december 2019

ANDROID - ACTIVES		
1	Indonesia	435
2	Malaysia	29
3	Italy	3
4	Qatar	2
5	Australia	1
TOTAL		477

APPLE - ACTIVES		
1	Indonesia	10
2		
3		
4		
5		
TOTAL		10

december 2019

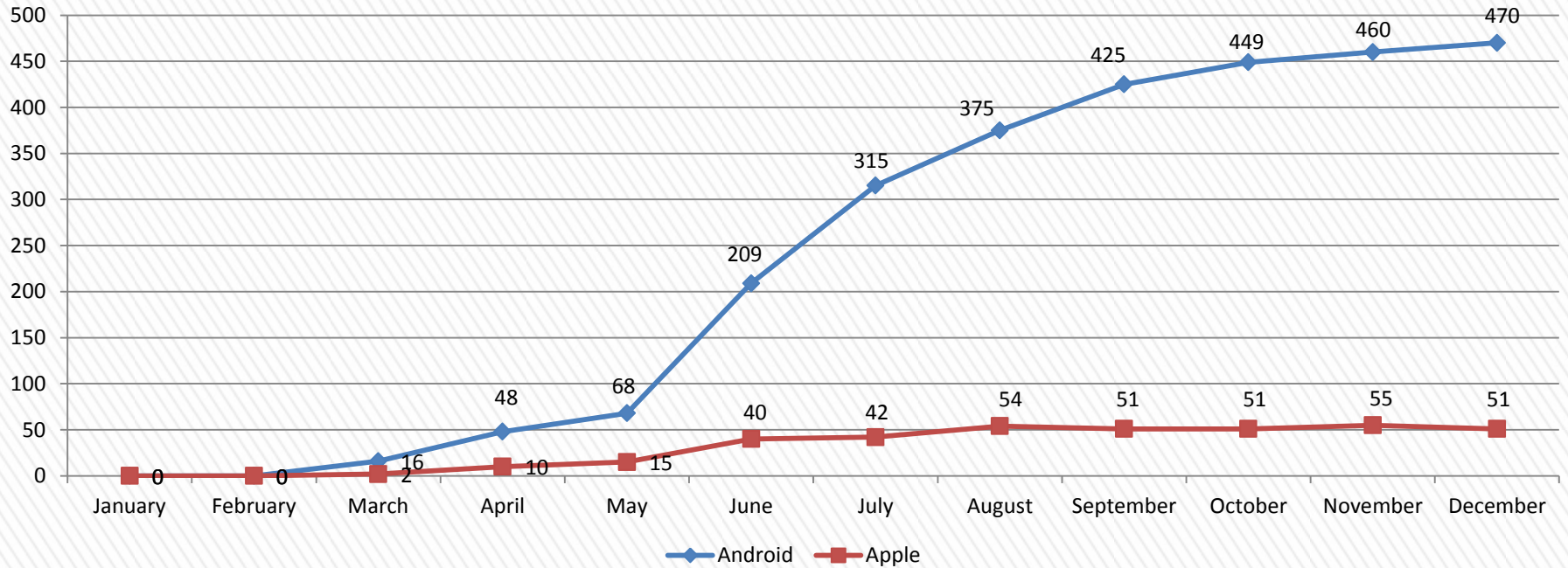


geolocation of the app, which has been opened at least once in the last 30 days



IRAQ

Data updated to 31/12/2019

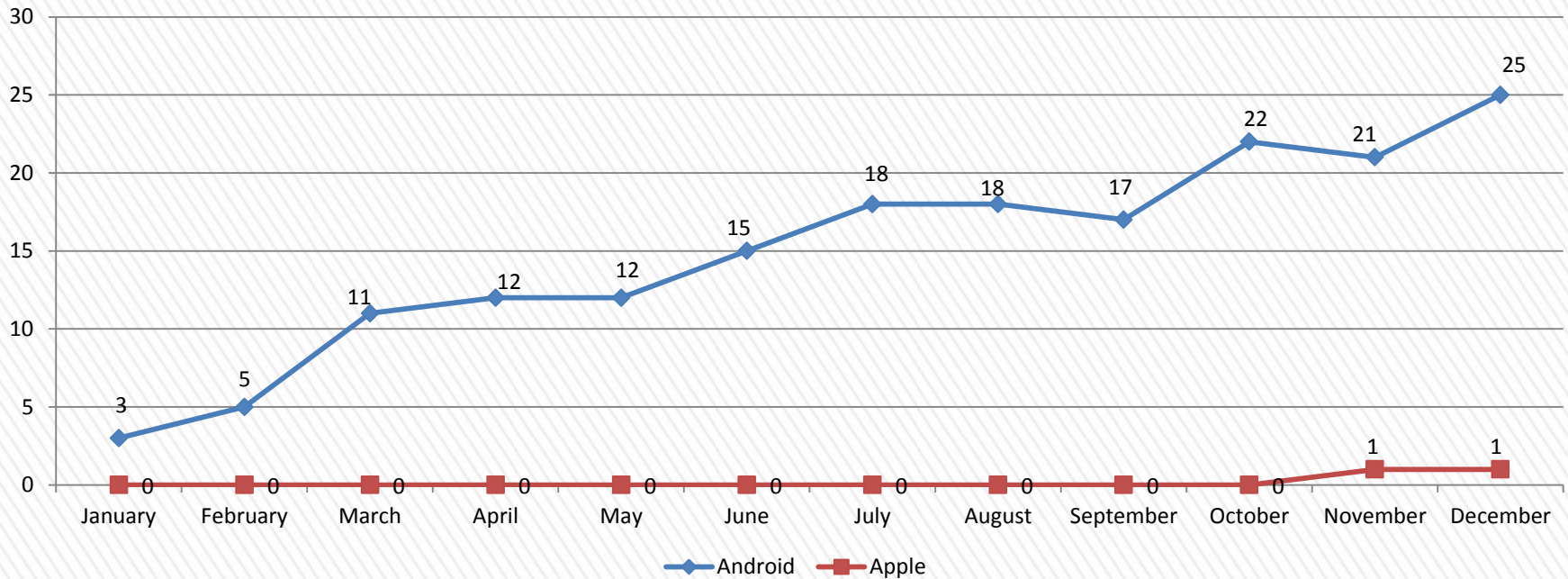


ACTIVES – Application opened at least once during a month (average)

ANDROID - ACTIVES		
1	Iraq	280
2	Sweden	51
3	Australia	36
4	United States	30
5	Canada	12
TOTAL		470

APPLE - ACTIVES		
1	United States	51
2		
3		
4		
5		
TOTAL		51

geolocation of the app, which has been opened at least once in the last 30 days



ACTIVES – Application opened at least once during a month (average)

ANDROID - ACTIVES			
december 2019	1	Macau	10
	2	Australia	2
	3	France	2
	4	Hong Kong	2
	5	Taiwan	2
	TOTAL		25

APPLE - ACTIVES			
december 2019	1	Macau	1
	2		
	3		
	4		
	5		
	TOTAL		1

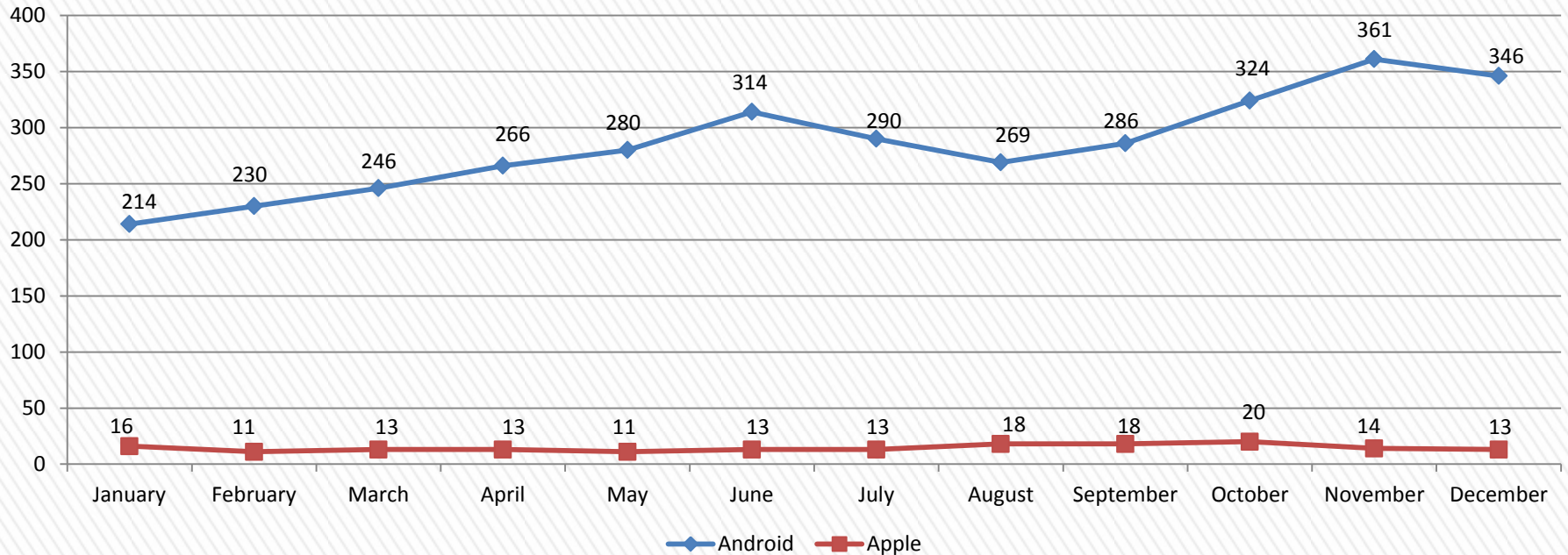


geolocation of the app, which has been opened at least once in the last 30 days



PHILIPPINES

Data updated to 31/12/2019



ACTIVES – Application opened at least once during a month (average)

ANDROID - ACTIVES		
1	Philippines	218
2	Italy	25
3	United States	21
4	Hong Kong	14
5	Qatar	10
TOTAL		346

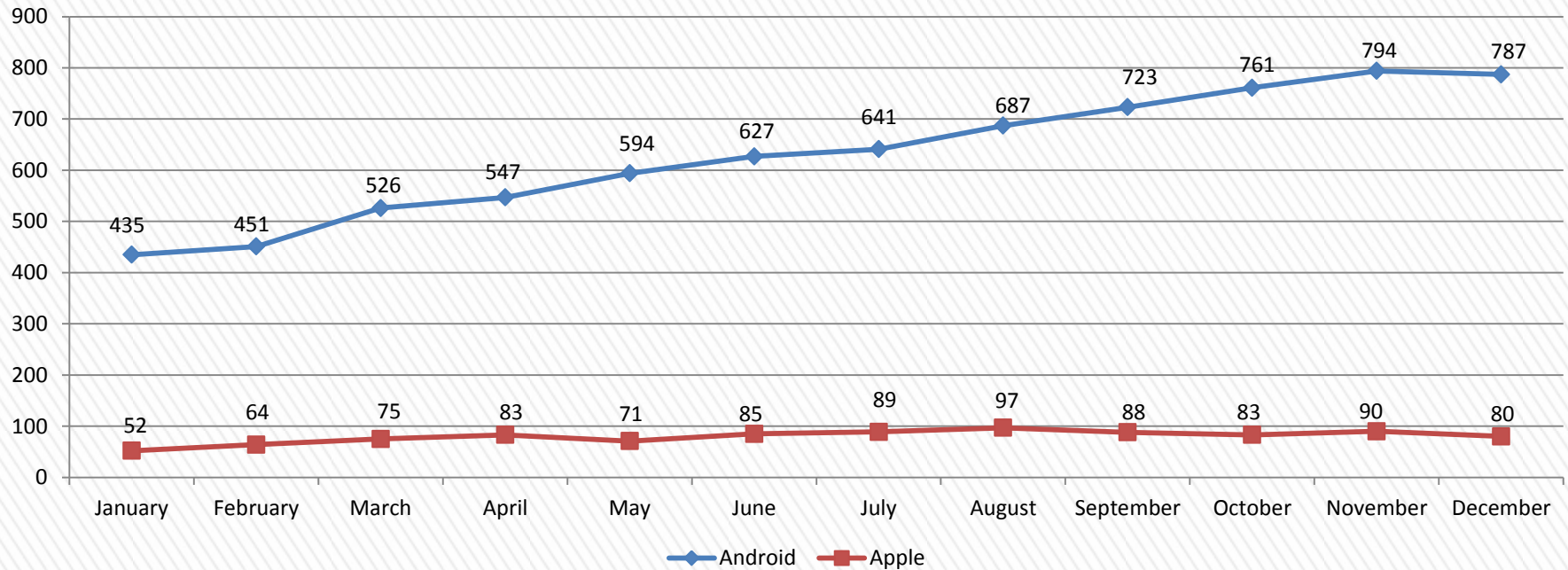
APPLE - ACTIVES		
1	Philippines	13
2		
3		
4		
5		
TOTAL		13



geolocation of the app, which has been opened at least once in the last 30 days

RADIO MARIAM

Data updated to 31/12/2019



ACTIVES – Application opened at least once during a month (average)

deceMBER 2019

ANDROID - ACTIVES		
1	Jordan	111
2	Lebanon	90
3	Egypt	87
4	Iraq	68
5	United States	60
TOTAL		787

deceMBER 2019

APPLE - ACTIVES		
1	United States	42
2	Australia	6
3	Jordan	5
4	Lebanon	5
5	Canada	5
TOTAL		80

geolocation of the app, which has been opened at least once in the last 30 days



EUROPE



Actives App - EUROPE

Data updated to 31/12/2019



App Store

1.		ITALY	23.558	16.		HUNGARY	296
2.		SPAIN	22.236	17.		MALTA	238
3.		GERMANY	13.448	18.		KOSOVO	220
4.		FRANCE	2.695	19.		BOSNIA HERZ.	97
5.		ALBANIA	2.391	20.		ITALY – S. TIROL	90
6.		UKRAINE	2.101	21.		MACEDONIA	86
7.		SLOVAKIA	1.976	22.		SERBIA	84
8.		IRELAND	1.119	23.		SERBIA (Hun)	56
9.		BELARUS	908	24.		ARMENIA	31
10.		LITHUANIA	698	25.		RUSSIA	26
11.		CROATIA	593	26.		AUSTRIA	
12.		SWITZERLAND	525	27.		ROMANIA	
13.		ROMANIA (Hun)	472	28.		SLOVAKIA (Hun)	
14.		LATVIA	324	29.		NETHERLANDS	
15.		BELGIUM	318				

1.		GERMANY	5.199	16.		CROATIA	9
2.		ITALY	1.228	17.		HUNGARY	7
3.		SPAIN	1.228	18.		RUSSIA	6
4.		ALBANIA	380	19.		LATVIA	3
5.		FRANCE	132	20.		SERBIA (Hun)	2
6.		SWITZERLAND	63	21.		BOSNIA HERZ.	2
7.		IRELAND	57	22.		ARMENIA	1
8.		LITHUANIA	43	23.		MACEDONIA	0
9.		BELGIUM	39	24.		AUSTRIA	
10.		SLOVAKIA	31	25.		MALTA	
11.		UKRAINE	29	26.		ROMANIA	
12.		KOSOVO	19	27.		SERBIA	
13.		ITALY – S. TIROL	17	28.		SLOVAKIA (Hun)	
14.		BELARUS	13	29.		NETHERLANDS	
15.		ROMANIA (Hun)	11				

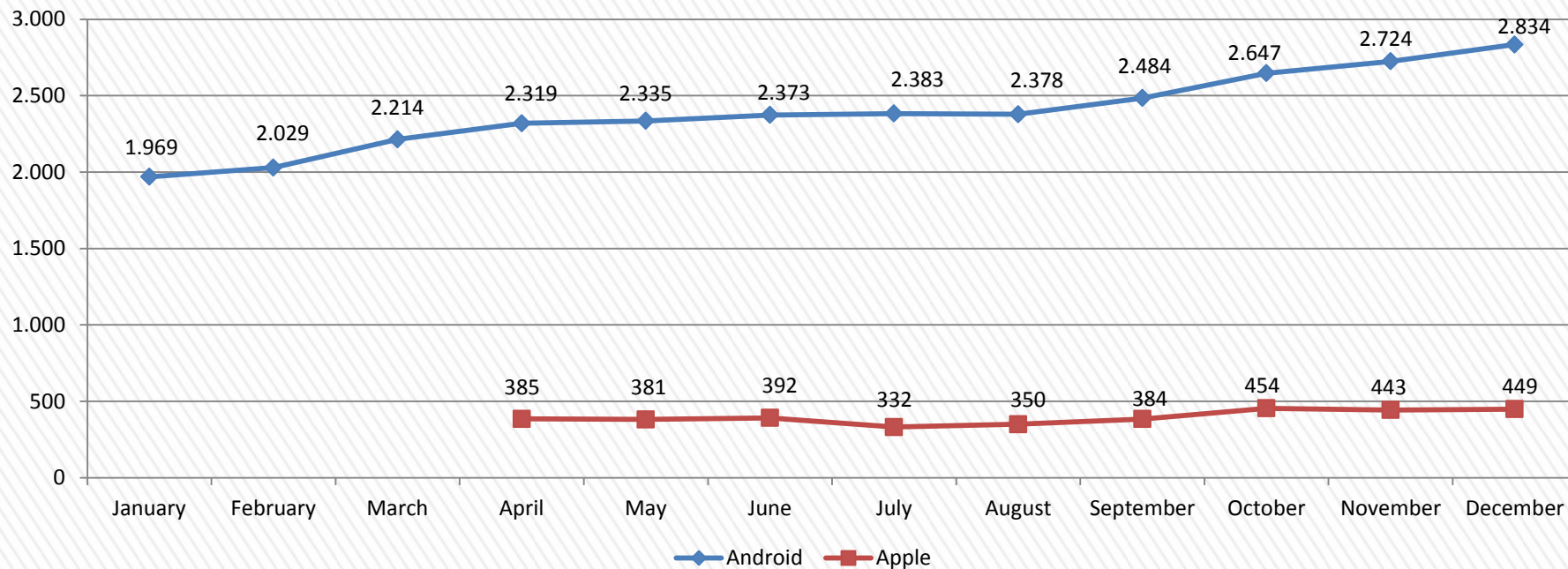


Monthly Actives Users (MAU): the number of unique users that opened the app at least once per month



ALBANIA

Data updated to 31/12/2019



ACTIVES – Application opened at least once during a month (average)

december 2019

ANDROID - ACTIVES		
1	Albania	1.064
2	Italy	479
3	Switzerland	280
4	Kosovo	254
5	Germany	159
TOTAL		2.834

december 2019

APPLE - ACTIVES		
1	Albania	162
2	Switzerland	91
3	United States	86
4	Italy	32
5	Germany	19
TOTAL		449

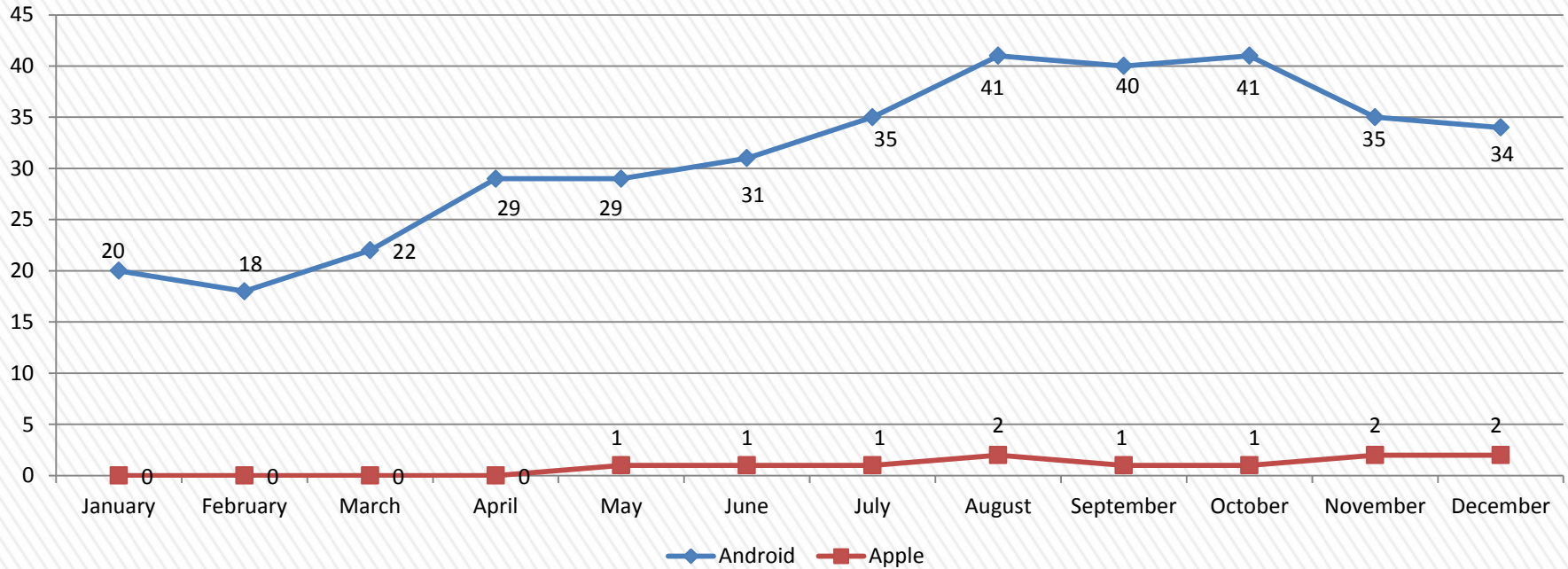
geolocation of the app, which has been opened at least once in the last 30 days





ARMENIA

Data updated to 31/12/2019



ACTIVES – Application opened at least once during a month (average)

deceMBER 2019

ANDROID - ACTIVES		
1	Armenia	20
2	France	3
3	Russia	2
4	Switzerland	1
5	Spain	1
TOTAL		34

deceMBER 2019

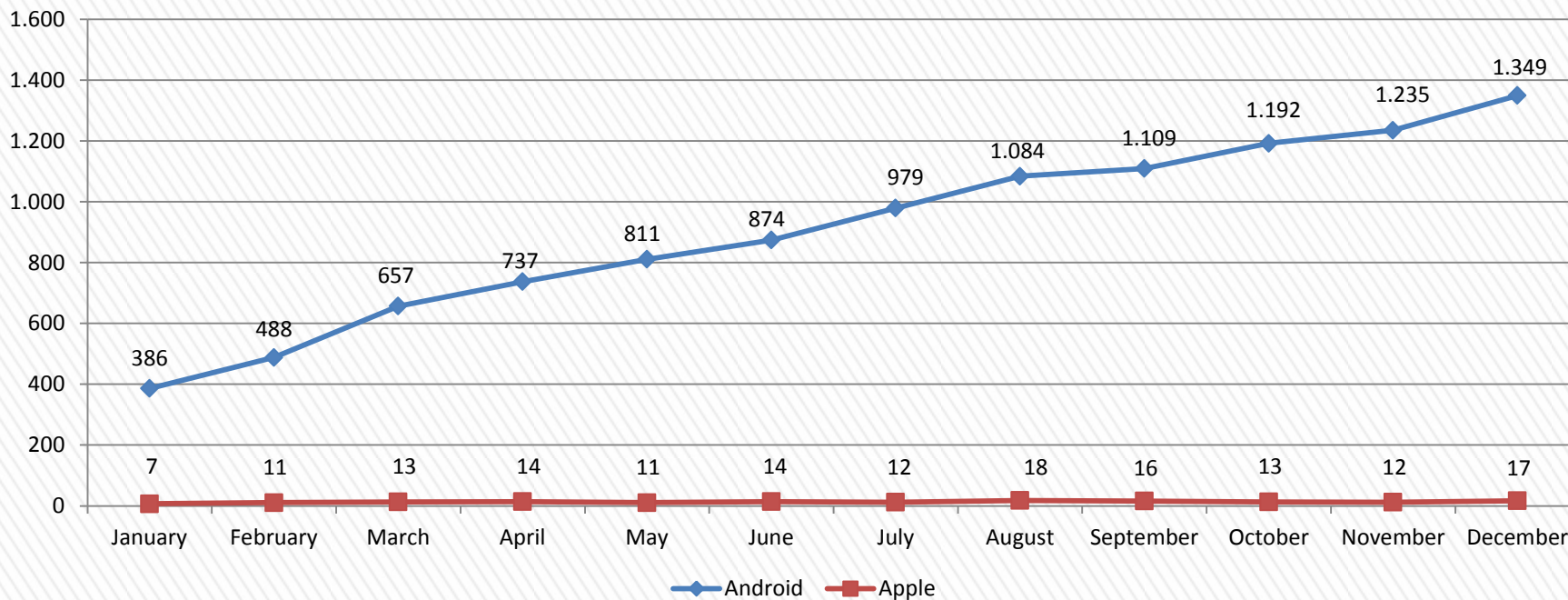
APPLE - ACTIVES		
1	Armenia	2
2		
3		
4		
5		
TOTAL		2

geolocation of the app, which has been opened at least once in the last 30 days



BELARUS

Data updated to 31/12/2019



ACTIVES – Application opened at least once during a month (average)

december 2019

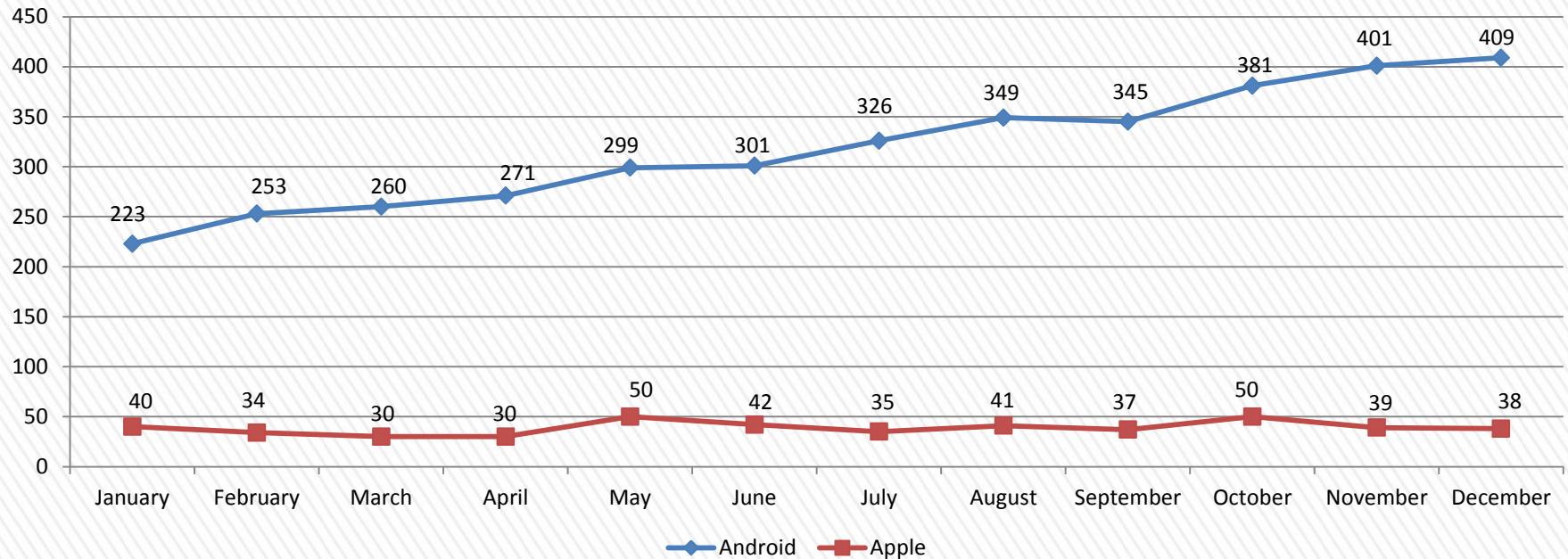
ANDROID - ACTIVES		
1	Belarus	1.291
2	Poland	17
3	Russia	14
4	Latvia	4
5	Ukraine	4
TOTAL		1.349

APPLE - ACTIVES		
1	Belarus	17
2		
3		
4		
5		
TOTAL		17

december 2019



geolocation of the app, which has been opened at least once in the last 30 days



ACTIVES – Application opened at least once during a month (average)

deceMBER 2019

ANDROID - ACTIVES		
1	Belgium	335
2	Netherlands	56
3	France	5
4	Thailandia	4
5	Germany	2
TOTAL		409

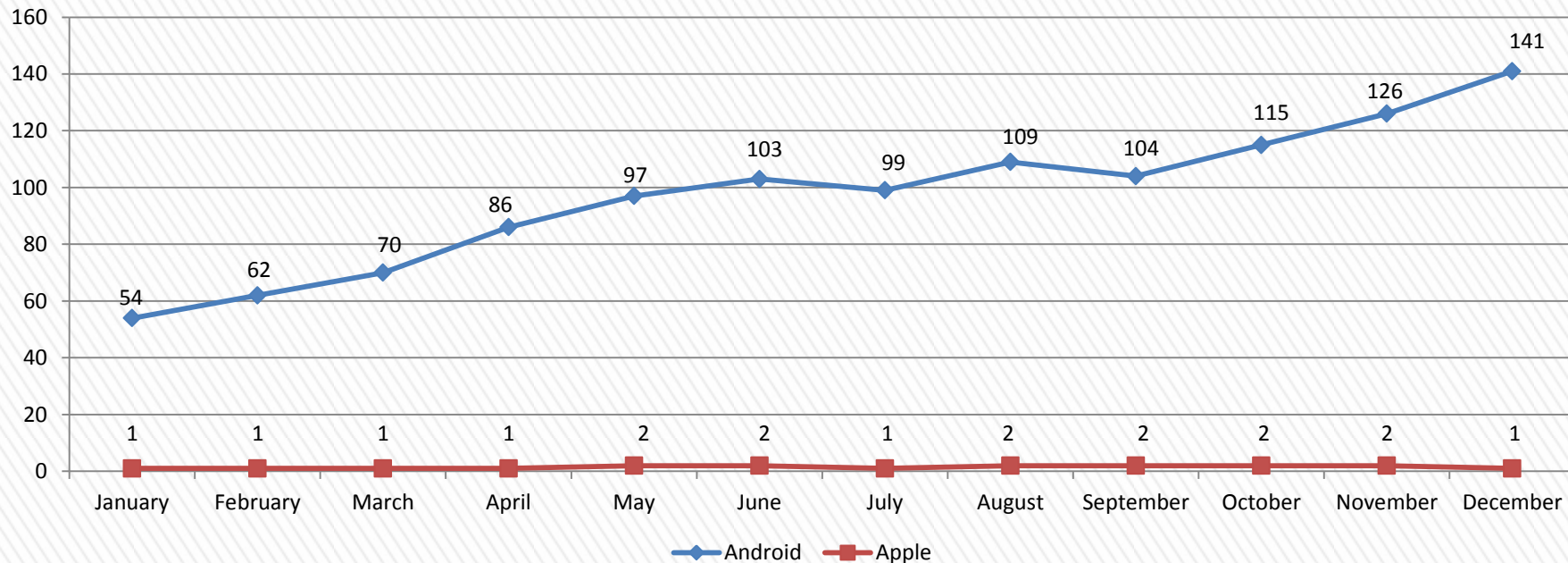
deceMBER 2019

APPLE - ACTIVES		
1	Belgium	38
2		
3		
4		
5		
TOTAL		38

geolocation of the app, which has been opened at least once in the last 30 days

BOSNIA-HERZEGOVINA

Data updated to 31/12/2019



ACTIVES – Application opened at least once during a month (average)

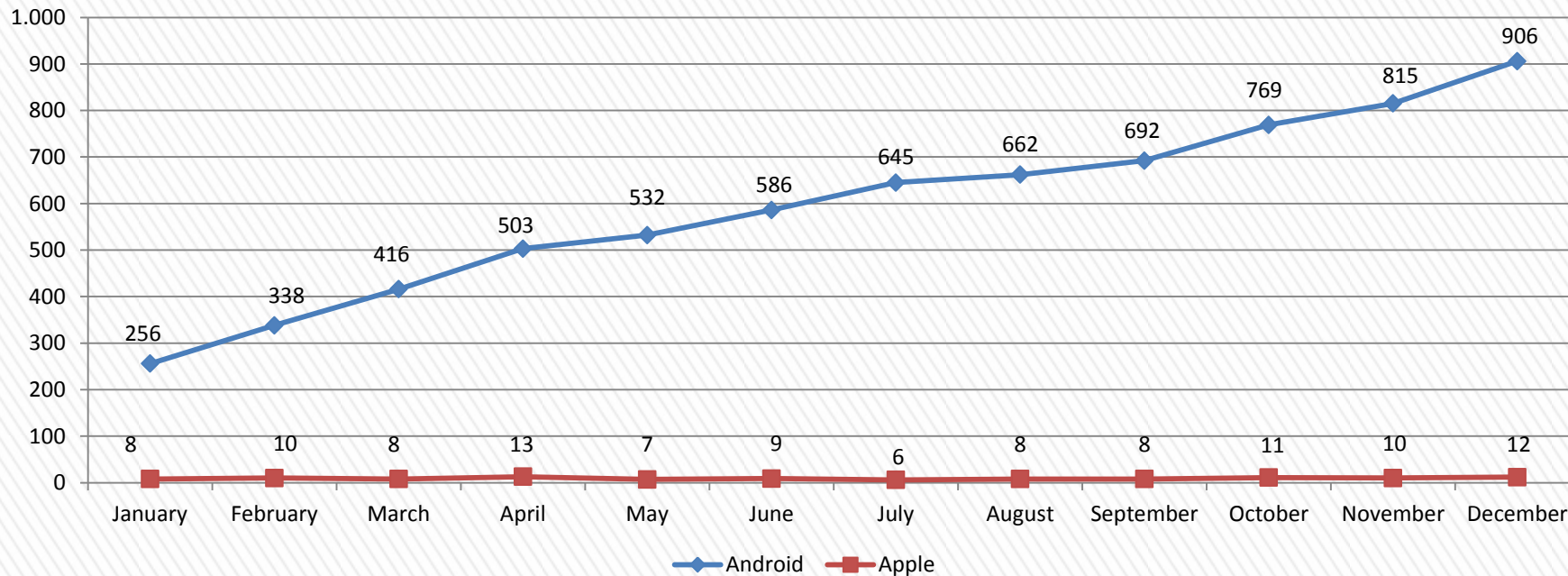
deceber 2019

ANDROID - ACTIVES		
1	Bosnia Herzegovina	64
2	Croatia	21
3	Germany	20
4	Austria	14
5	Switzerland	6
TOTAL		141

deceber 2019

APPLE - ACTIVES		
1	Croatia	1
2		
3		
4		
5		
TOTAL		1

geolocation of the app, which has been opened at least once in the last 30 days



ACTIVES – Application opened at least once during a month (average)

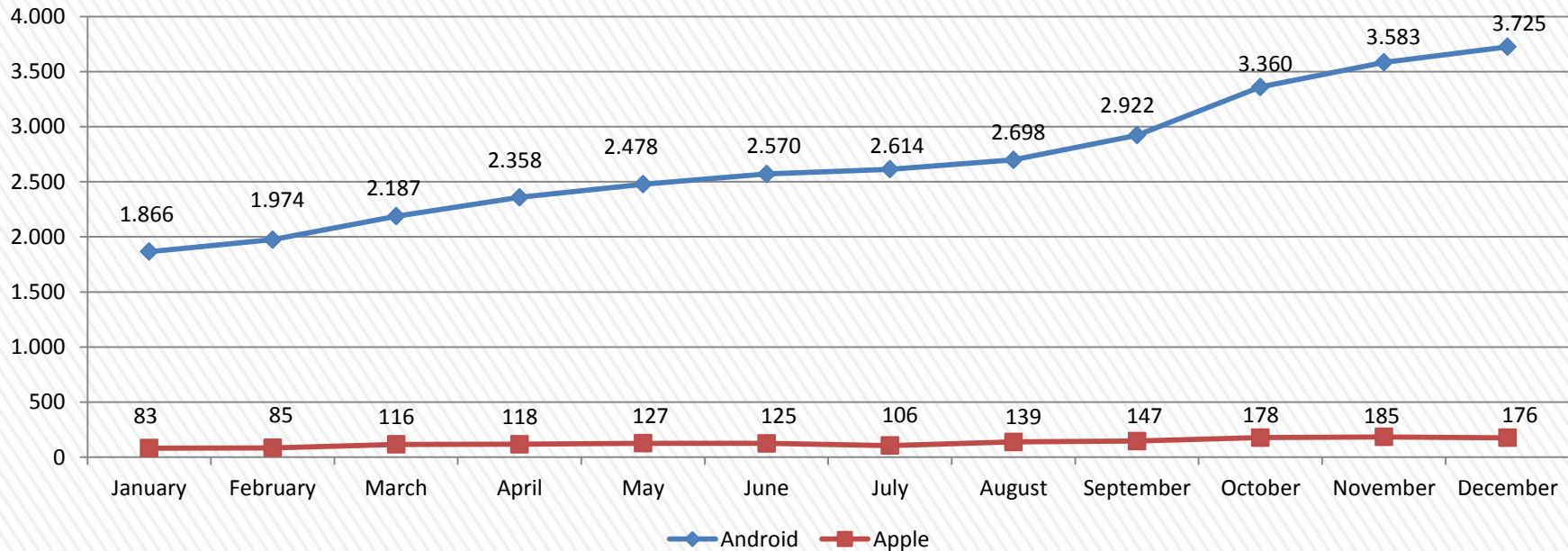
deceber 2019

ANDROID - ACTIVES		
1	Croatia	603
2	Germany	110
3	Bosnia Herzegovina	37
4	Austria	33
5	Switzerland	28
TOTAL		906

deceber 2019

APPLE - ACTIVES		
1	Croatia	12
2		
3		
4		
5		
TOTAL		12

geolocation of the app, which has been opened at least once in the last 30 days



ACTIVES – Application opened at least once during a month (average)

deceMBER 2019

ANDROID - ACTIVES		
1	France	2.439
2	Switzerland	201
3	Belgium	109
4	Reunion	83
5	Guadalupa	76
TOTAL		3.725

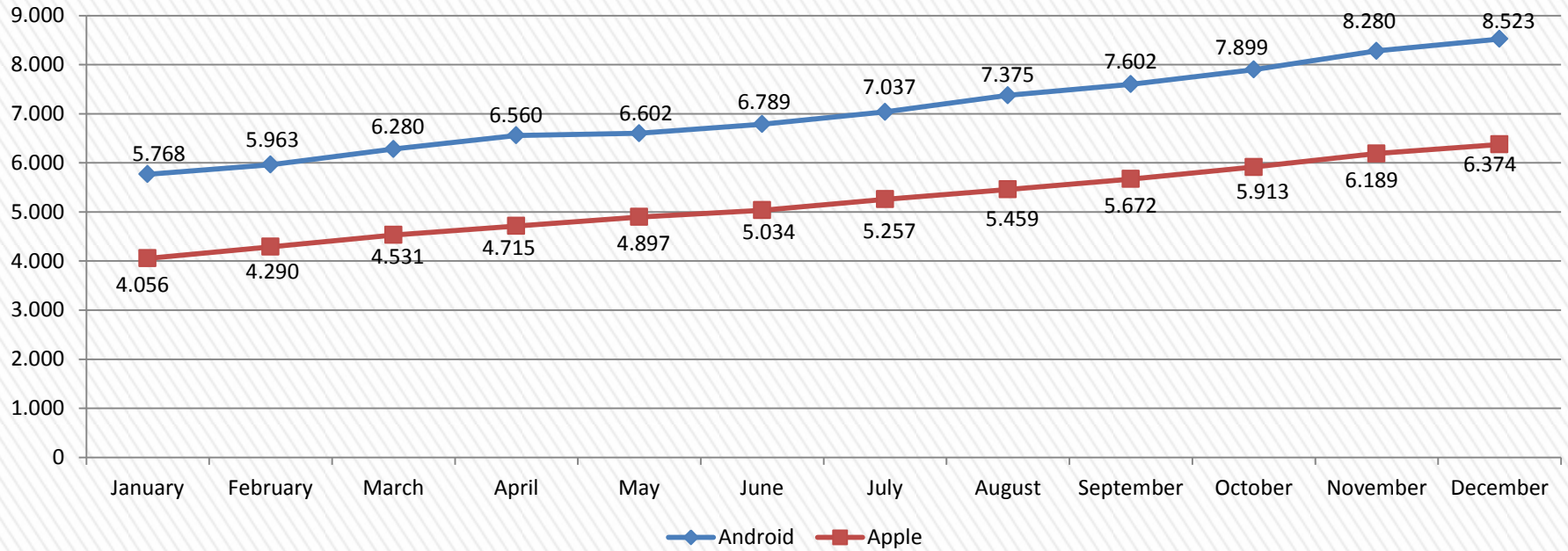
deceMBER 2019

APPLE - ACTIVES		
1	France	175
2	United States	1
3		
4		
5		
TOTAL		176

geolocation of the app, which has been opened at least once in the last 30 days

GERMANY

Data updated to 31/12/2019

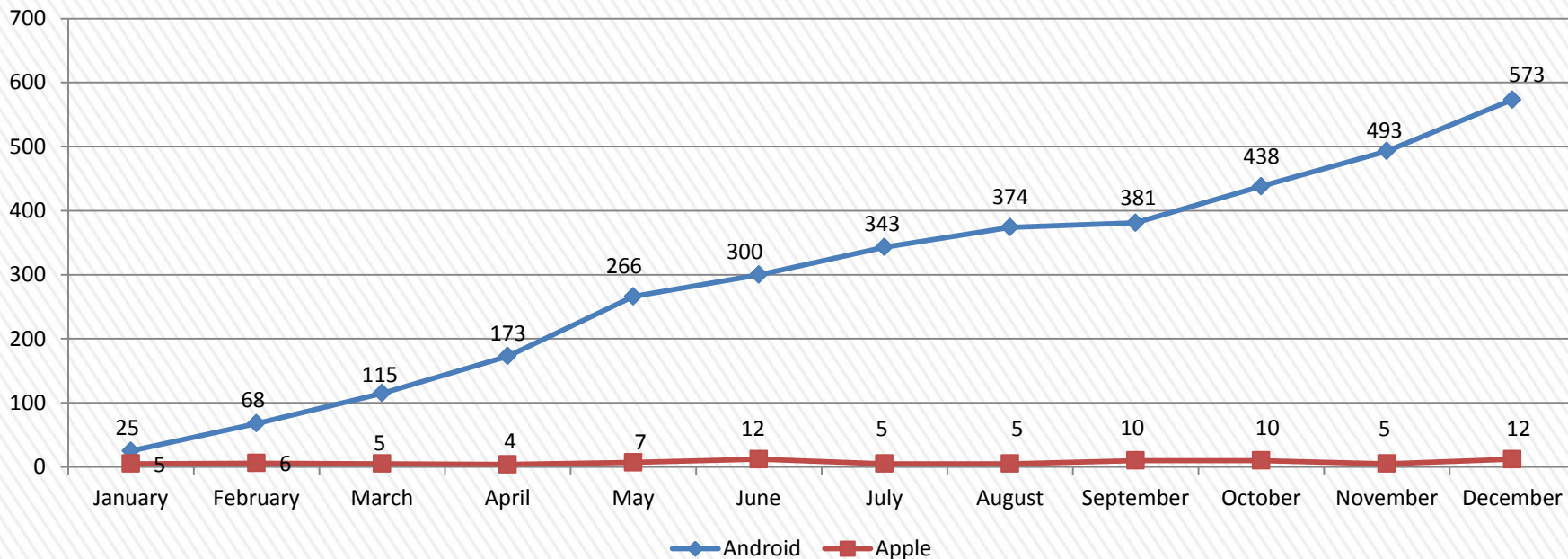


ACTIVES – Application opened at least once during a month (average)

ANDROID - ACTIVES			
december 2019	1	Germany	7.607
	2	Austria	421
	3	Switzerland	179
	4	Italy	41
	5	Poland	31
	TOTAL		8.525

APPLE - ACTIVES			
december 2019	1	Germany	5.566
	2	Switzerland	285
	3	Austria	272
	4	Luxembourg	50
	5	USA	44
	TOTAL		6.444

geolocation of the app, which has been opened at least once in the last 30 days



ACTIVES – Application opened at least once during a month (average)

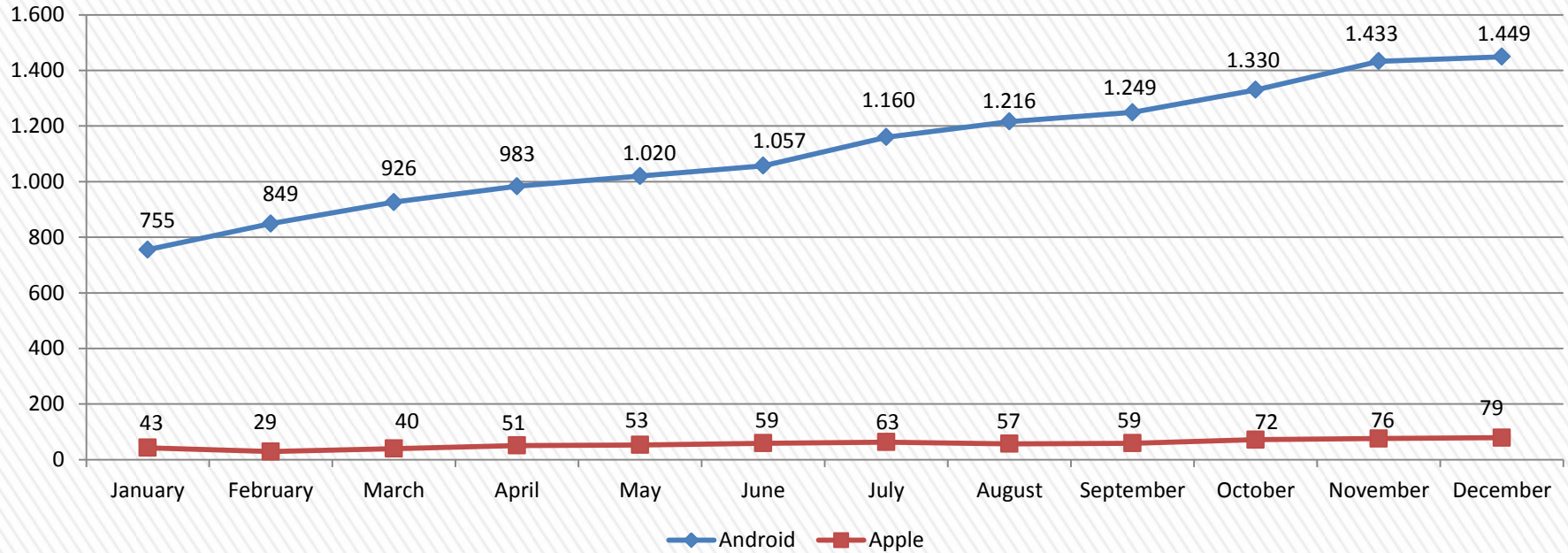
deceMBER 2019

ANDROID - ACTIVES		
1	Hungary	424
2	Slovakia	57
3	Romania	36
4	Serbia	11
5	Ukraine	11
TOTAL		573

deceMBER 2019

APPLE - ACTIVES		
1	Hungary	12
2		
3		
4		
5		
TOTAL		12

geolocation of the app, which has been opened at least once in the last 30 days



ACTIVES – Application opened at least once during a month (average)

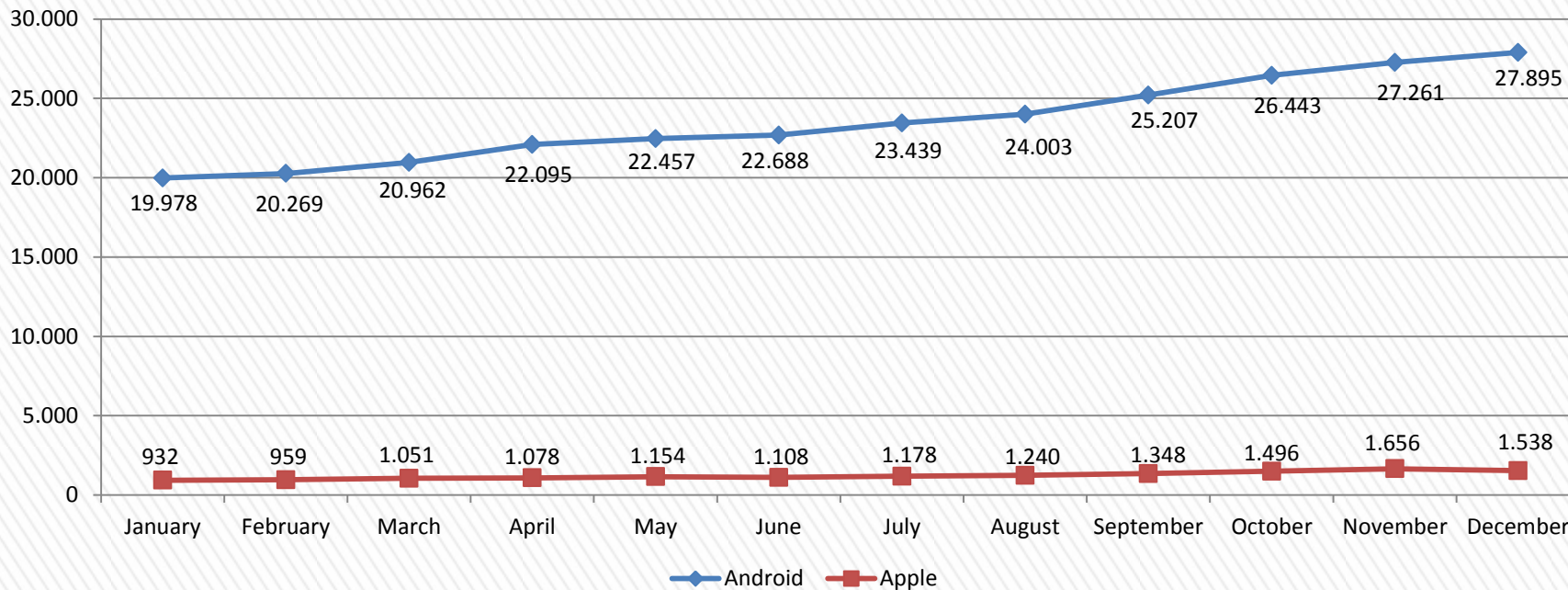
deceMBER 2019

ANDROID - ACTIVES		
1	Ireland	1.068
2	United Kingdom	191
3	United States	39
4	Spain	23
5	Italy	16
TOTAL		1.449

deceMBER 2019

APPLE - ACTIVES		
1	Ireland	79
2		
3		
4		
5		
TOTAL		79

geolocation of the app, which has been opened at least once in the last 30 days



ACTIVES – Application opened at least once during a month (average)

deceMBER 2019

ANDROID - ACTIVES		
1	Italy	25.775
2	Switzerland	257
3	Germany	256
4	United Kingdom	122
5	Brazil	120
TOTAL		27.895

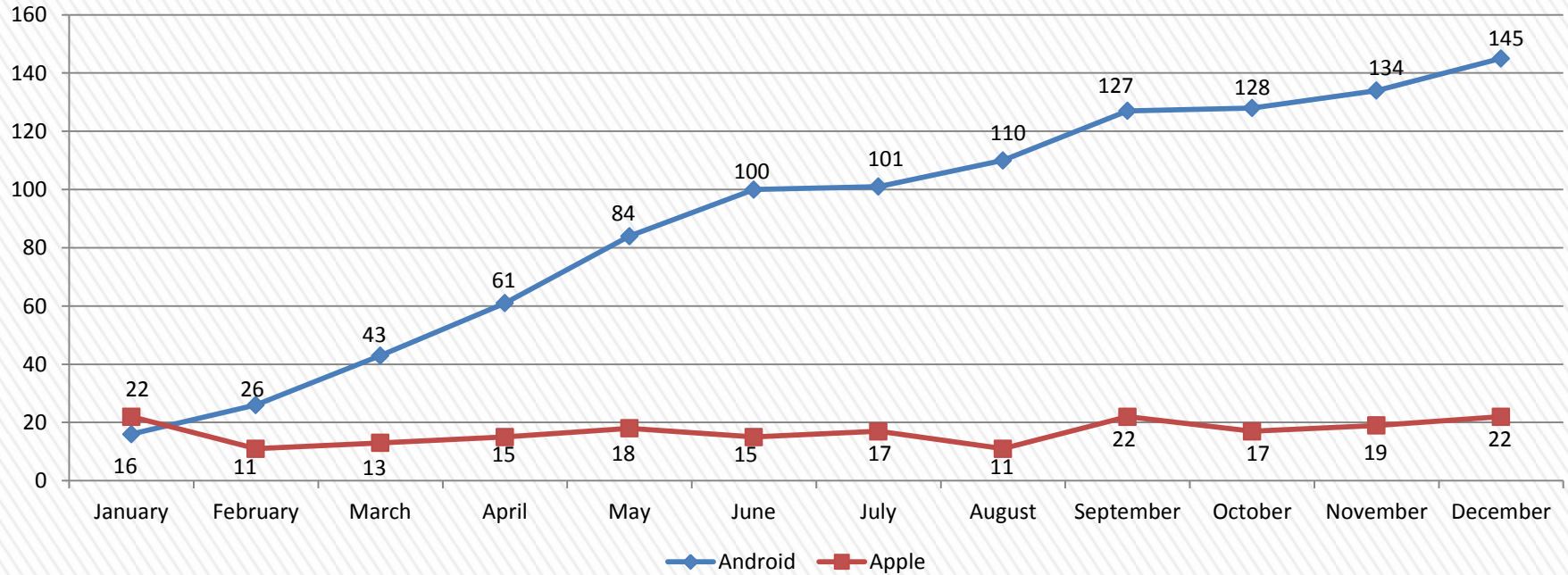
deceMBER 2019

APPLE - ACTIVES		
1	Italy	1.524
2	Switzerland	4
3	United States	3
4	Canada	1
5	Australia	1
TOTAL		1.538

geolocation of the app, which has been opened at least once in the last 30 days

ITALY – SOUTH TYROL

Data updated to 31/12/2019

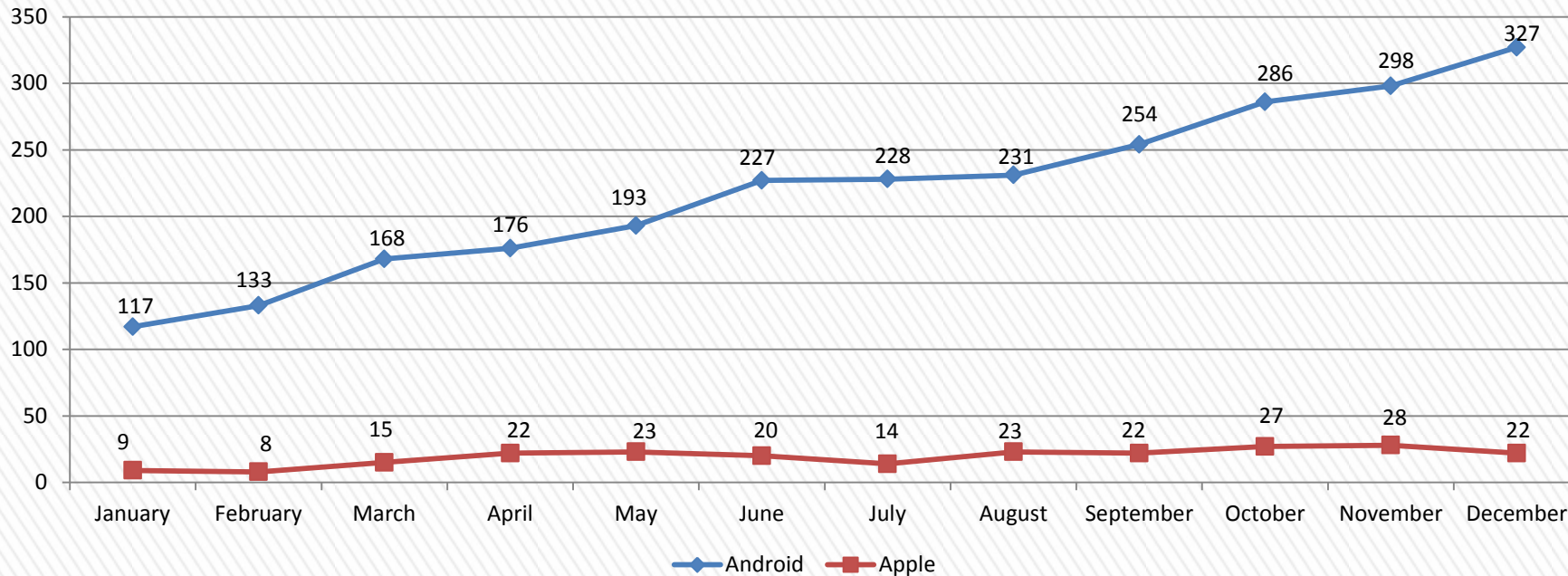


ACTIVES – Application opened at least once during a month (average)

ANDROID - ACTIVES		
1	Italy	57
2	Germany	48
3	Austria	26
4	Switzerland	5
5	Netherlands	3
TOTAL		145

APPLE - ACTIVES		
1	Austria	8
2	Germany	7
3	Italy	5
4	Switzerland	2
5		
TOTAL		22

geolocation of the app, which has been opened at least once in the last 30 days



ACTIVES – Application opened at least once during a month (average)

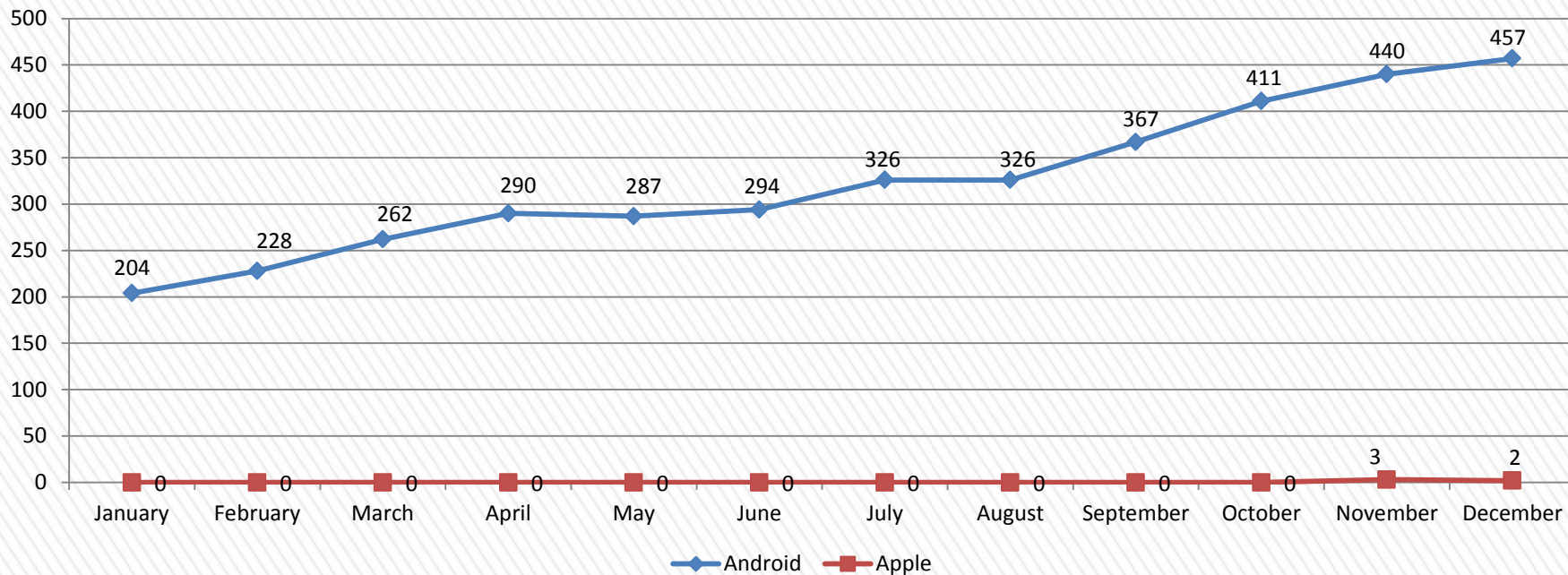
december 2019

ANDROID - ACTIVES		
1	Kosovo	104
2	Switzerland	60
3	Albania	57
4	Germany	33
5	Croatia	15
TOTAL		327

december 2019

APPLE - ACTIVES		
1	Albania	21
2		
3		
4		
5		
TOTAL		21

geolocation of the app, which has been opened at least once in the last 30 days



ACTIVES – Application opened at least once during a month (average)

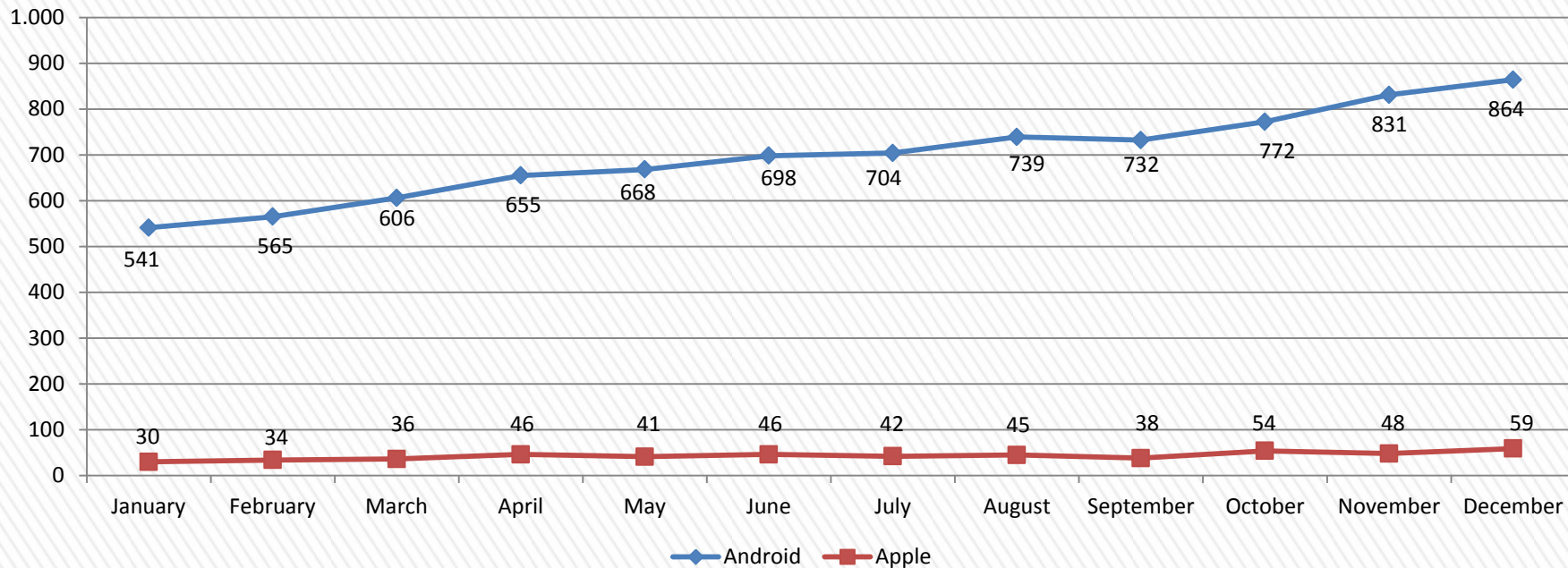
deceMBER 2019

ANDROID - ACTIVES		
1	Latvia	430
2	United Kingdom	9
3	Ireland	3
4	Czech Republic	2
5	Denmark	2
TOTAL		457

deceMBER 2019

APPLE - ACTIVES		
1	Latvia	2
2		
3		
4		
5		
TOTAL		2

geolocation of the app, which has been opened at least once in the last 30 days



ACTIVES – Application opened at least once during a month (average)

deceMBER 2019

ANDROID - ACTIVES		
1	Lithuania	753
2	United Kingdom	28
3	Germany	14
4	Denmark	9
5	Ireland	9
TOTAL		870

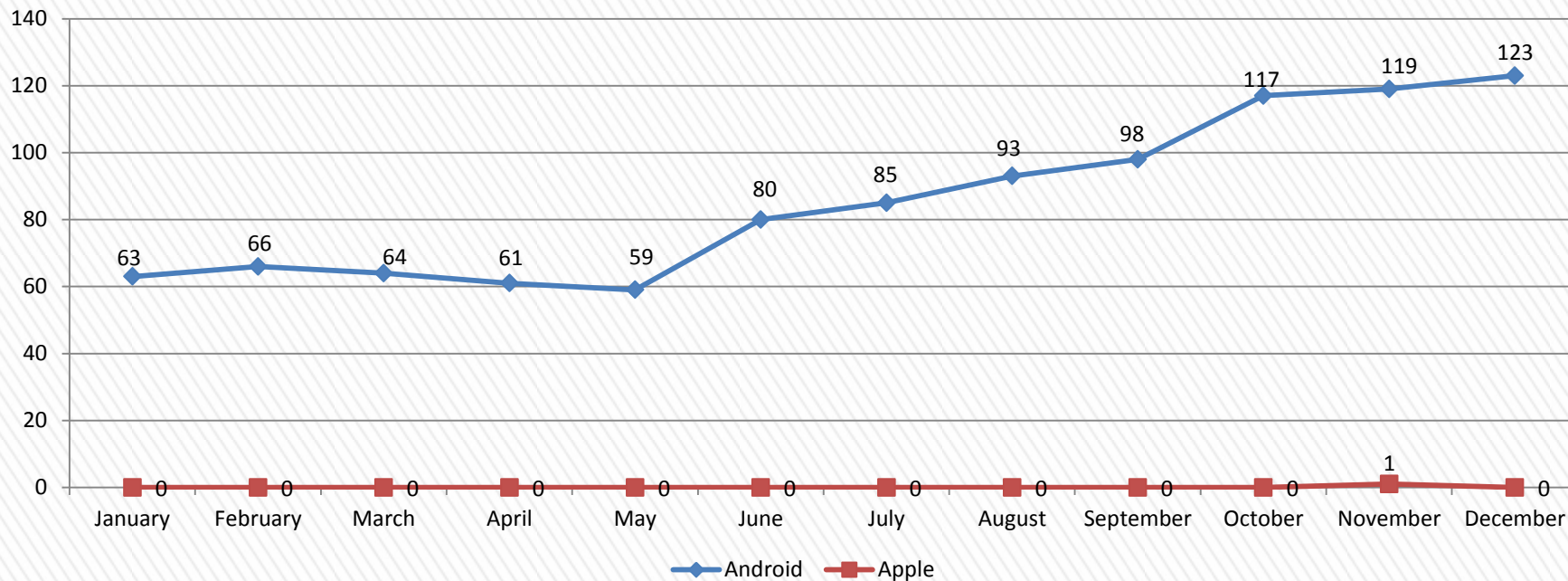
deceMBER 2019

APPLE - ACTIVES		
1	Lithuania	59
2		
3		
4		
5		
TOTAL		59

geolocation of the app, which has been opened at least once in the last 30 days

MACEDONIA

Data updated to 31/12/2019

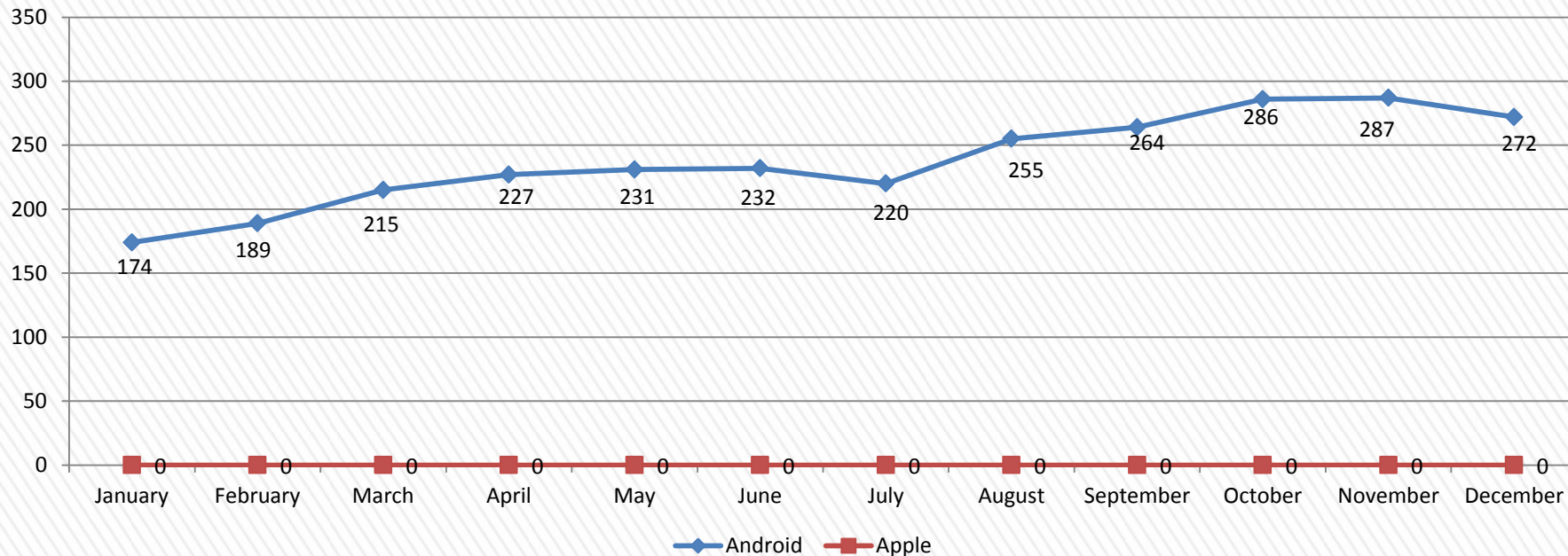


ACTIVES – Application opened at least once during a month (average)

ANDROID - ACTIVES			
december 2019	1	Macedonia	96
	2	Switzerland	6
	3	Poland	6
	4	Germany	5
	5	Bulgaria	4
	TOTAL		123

geolocation of the app, which has been opened at least once in the last 30 days





ACTIVES – Application opened at least once during a month (average)

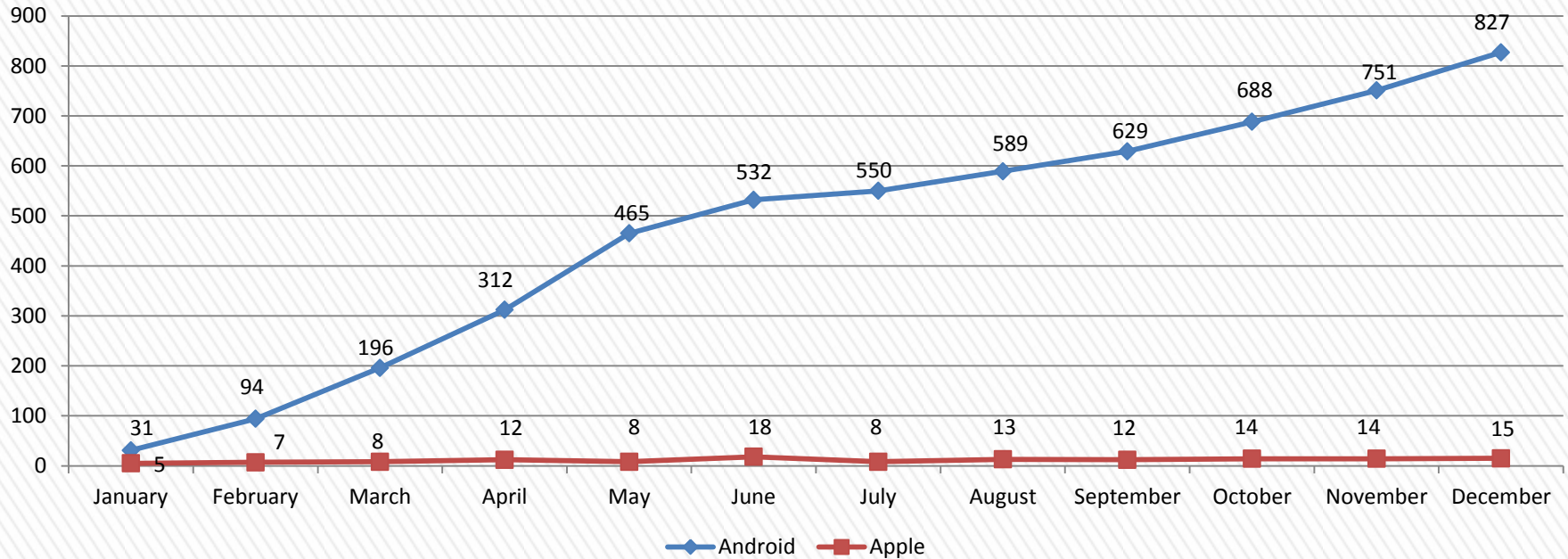
ANDROID - ACTIVES			
december 2019	1	Malta	216
	2	Australia	24
	3	United Kingdom	8
	4	Italy	5
	5	Canada	4
	TOTAL		272



geolocation of the app, which has been opened at least once in the last 30 days

ROMANIA (hun)

Data updated to 31/12/2019



ACTIVES – Application opened at least once during a month (average)

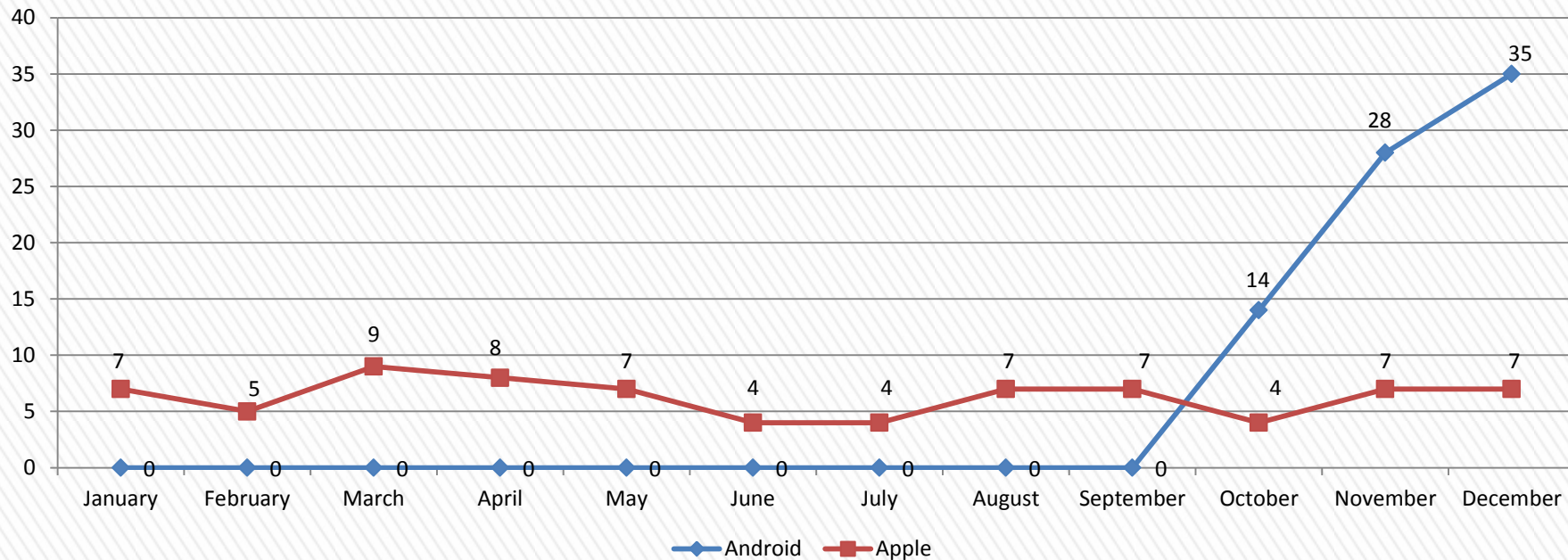
deceber 2019

ANDROID - ACTIVES		
1	Romania	630
2	Hungary	84
3	Germany	29
4	Slovakia	23
5	Serbia	13
TOTAL		827

deceber 2019

APPLE - ACTIVES		
1	Romania	15
2		
3		
4		
5		
TOTAL		15

geolocation of the app, which has been opened at least once in the last 30 days



ACTIVES – Application opened at least once during a month (average)

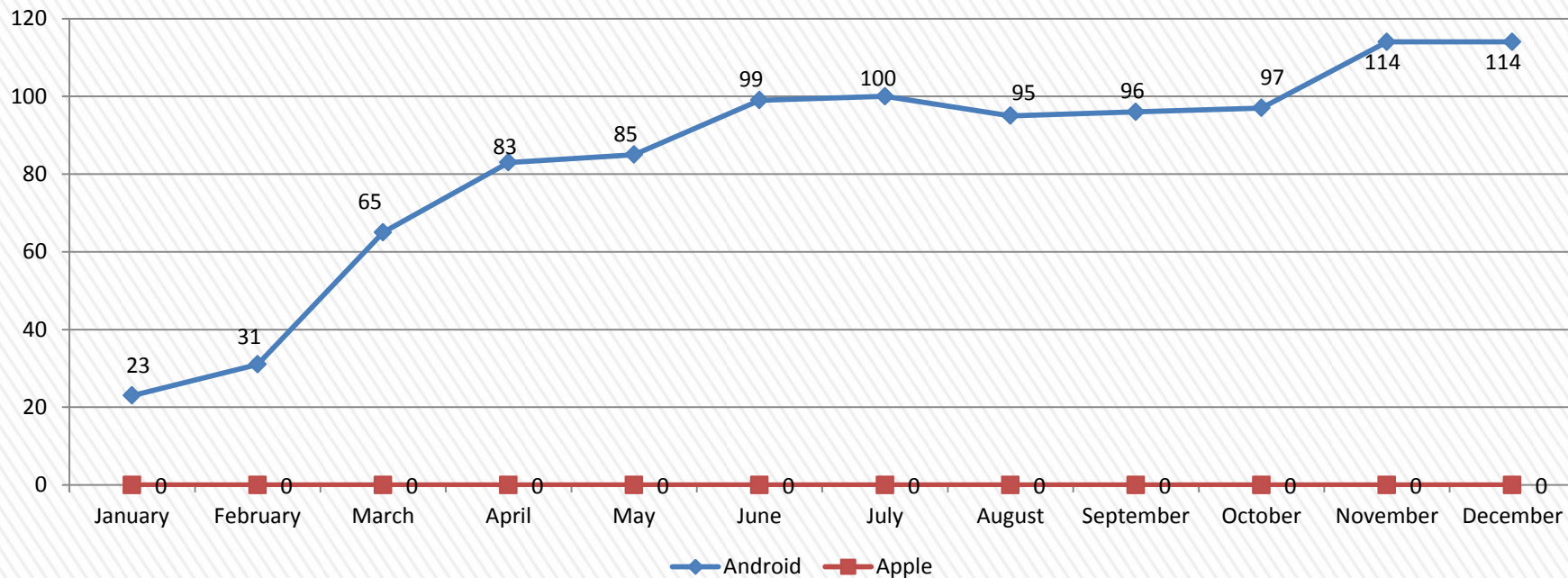
deceMBER 2019

ANDROID - ACTIVES		
1	Russia	19
2	Belarus	3
3	Unknown	3
4	Ukraine	2
5	Germany	1
TOTAL		35

deceMBER 2019

APPLE - ACTIVES		
1	Russia	7
2		
3		
4		
5		
TOTAL		7

geolocation of the app, which has been opened at least once in the last 30 days



ACTIVES – Application opened at least once during a month (average)

december 2019

ANDROID - ACTIVES		
1	Serbia	103
2	Germany	3
3	Kosovo	2
4	Bosnia Herzegovina	1
5	Switzerland	1
TOTAL		114

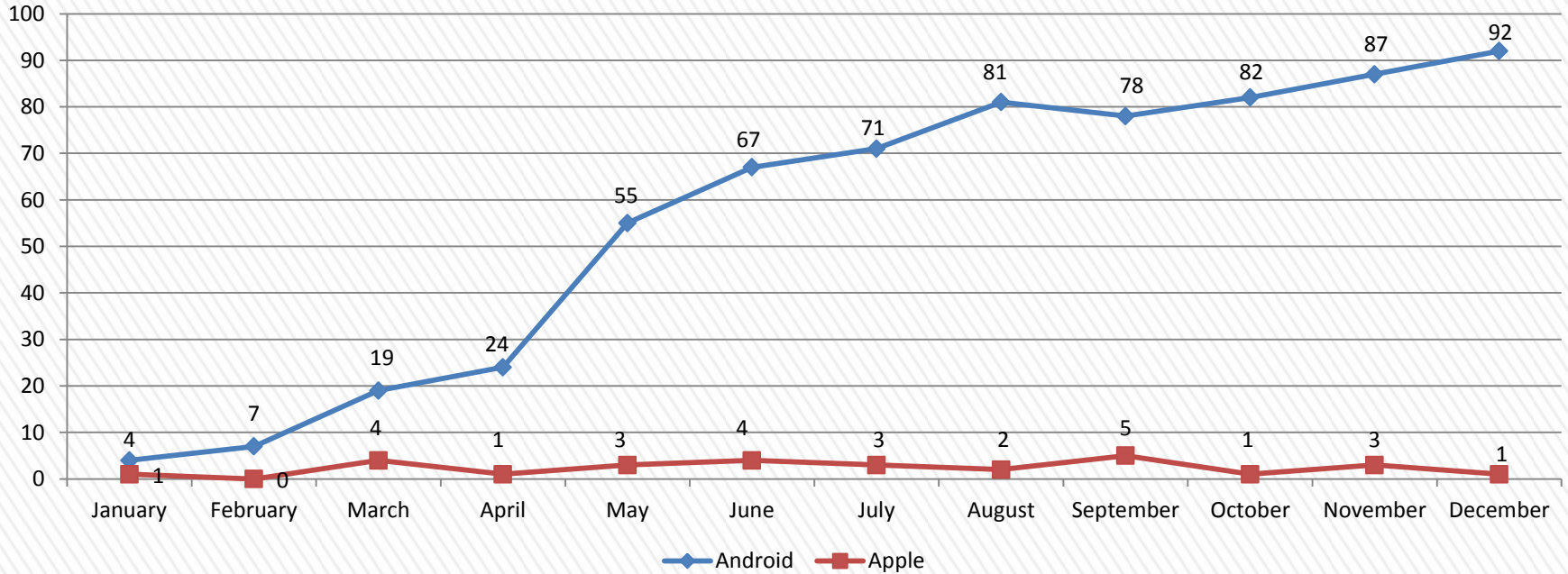
geolocation of the app, which has been opened at least once in the last 30 days





SERBIA (hun)

Data updated to 31/12/2019



ACTIVES – Application opened at least once during a month (average)

deceMBER 2019

ANDROID - ACTIVES		
1	Serbia	71
2	Germany	6
3	Hungary	6
4	Slovakia	4
5	Romania	2
TOTAL		92

deceMBER 2019

APPLE - ACTIVES		
1	United States	1
2		
3		
4		
5		
TOTAL		1

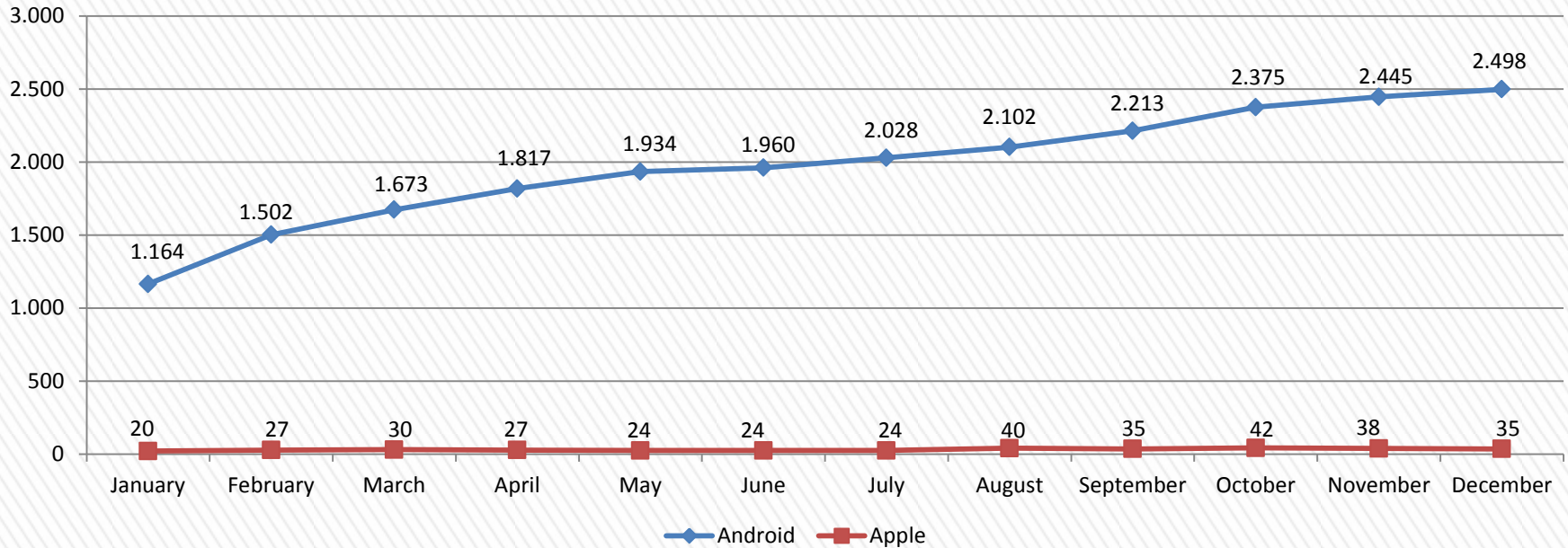


geolocation of the app, which has been opened at least once in the last 30 days



SLOVAKIA

Data updated to 31/12/2019



ACTIVES – Application opened at least once during a month (average)

december 2019

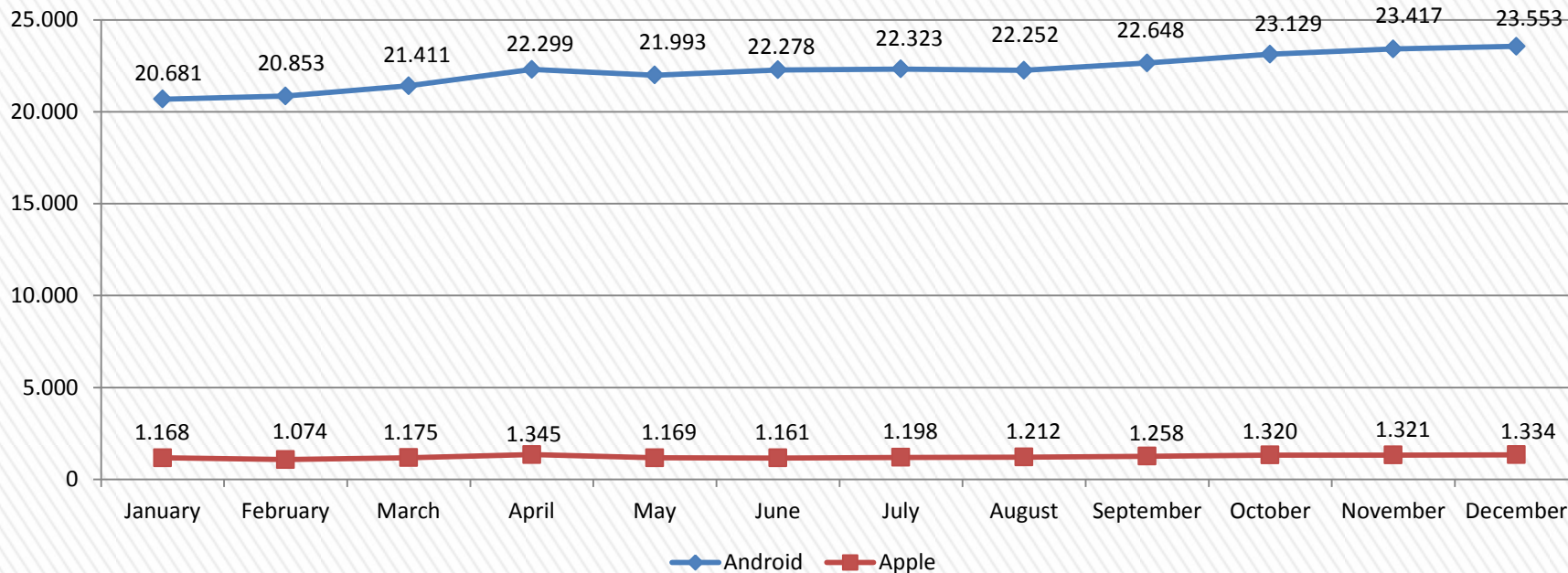
ANDROID - ACTIVES		
1	Slovakia	2.299
2	Czech Republic	94
3	Austria	39
4	Ukraine	9
5	Germany	8
TOTAL		2.498

APPLE - ACTIVES		
1	Slovakia	35
2		
3		
4		
5		
TOTAL		35

december 2019



geolocation of the app, which has been opened at least once in the last 30 days

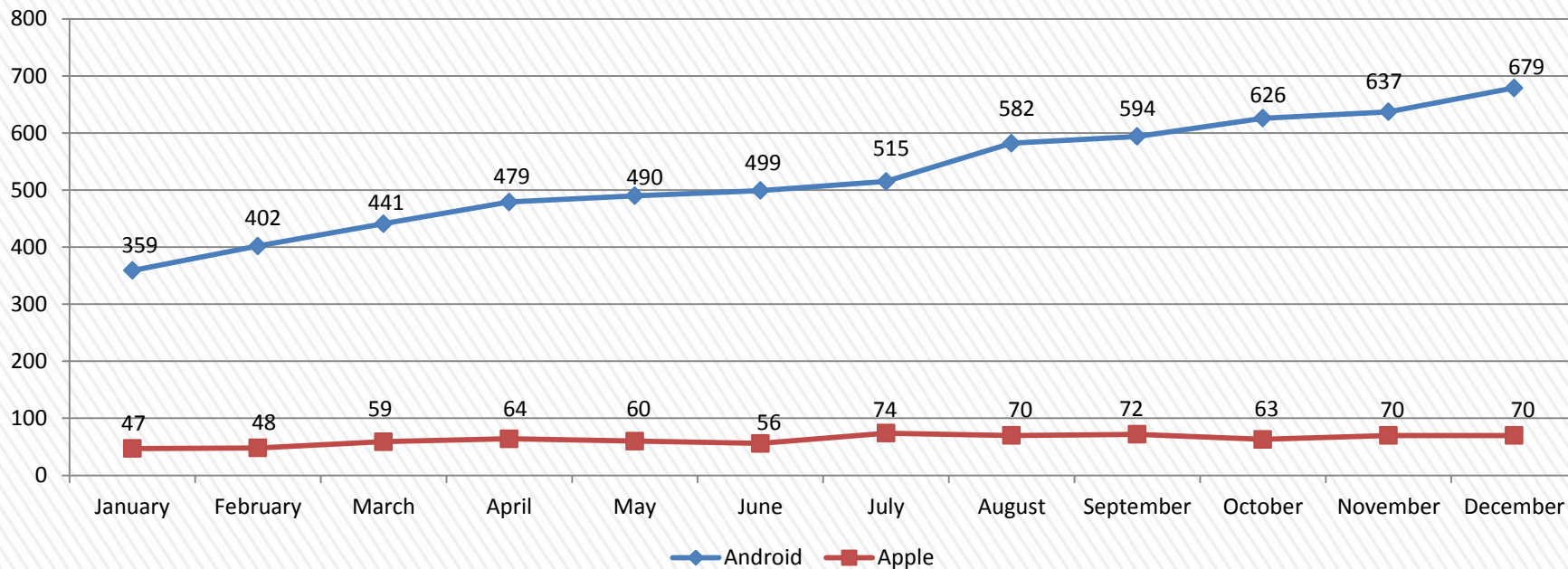


ACTIVES – Application opened at least once during a month (average)

ANDROID - ACTIVES			
december 2019	1	Spain	21.846
	2	United States	269
	3	Mexico	179
	4	Colombia	155
	5	Argentina	77
	TOTAL		23.553

APPLE - ACTIVES			
december 2019	1	Spain	1.309
	2	Mexico	11
	3	United States	3
	4	Netherland	3
	5	United Kingdom	2
	TOTAL		995

geolocation of the app, which has been opened at least once in the last 30 days



ACTIVES – Application opened at least once during a month (average)

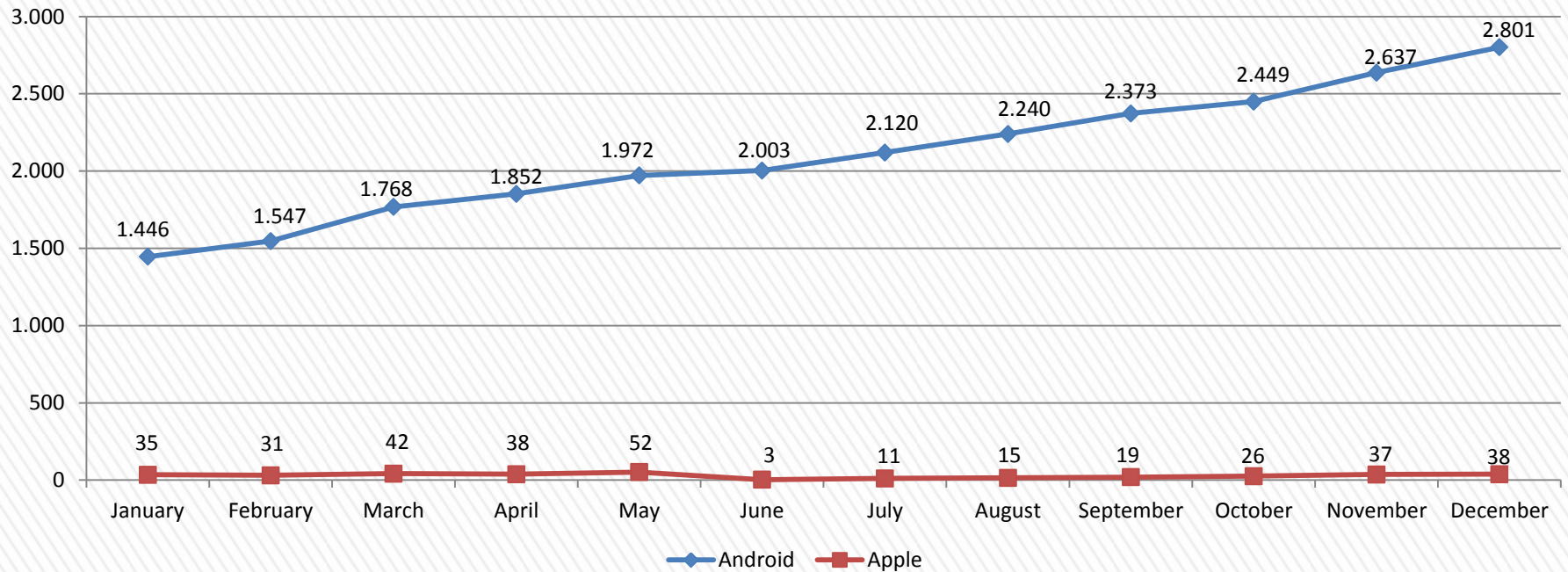
deceMBER 2019

ANDROID - ACTIVES		
1	Switzerland	560
2	Germany	60
3	Austria	18
4	Netherlands	5
5	France	4
TOTAL		679

deceMBER 2019

APPLE - ACTIVES		
1	Switzerland	70
2		
3		
4		
5		
TOTAL		70

geolocation of the app, which has been opened at least once in the last 30 days



ACTIVES – Application opened at least once during a month (average)

deceber 2019

ANDROID - ACTIVES		
1	Ukraine	2.470
2	Poland	95
3	Italy	37
4	United States	37
5	Spain	22
TOTAL		2.801

deceber 2019

APPLE - ACTIVES		
1	Ukraine	38
2		
3		
4		
5		
TOTAL		38

geolocation of the app, which has been opened at least once in the last 30 days