



APP REPORT 2018

Actives App APPLE - Radio Maria in the World



App Store

1.		GERMANY	2.715	20.		IRELAND	21	39.		HUNGARY	3
2.		SPAIN	872	21.		TANZANIA	20	40.		CROATIA	3
3.		ITALY	644	22.		UKRAINE	20	41.		INDONESIA	3
4.		USA - Amigos (Esp)	283	23.		GUATEMALA	15	42.		USA - Friends (Ita)	3
5.		ALBANIA	218	24.		PARAGUAY	10	43.		ROMANIA (Hun)	3
6.		MEXICO	125	25.		SLOVAKIA	10	44.		BRAZIL	2
7.		USA - Miami (Esp)	108	26.		ITALY - S. TIROL	9	45.		MALAWI	2
8.		USA	71	27.		PHILIPPINES	8	46.		UGANDA	2
9.		FRANCE	70	28.		VENEZUELA	8	47.		BOSNIA HERZ	2
10.		ARGENTINA	38	29.		CHILE	7	48.		TOGO	1
11.		PERU	38	30.		URUGUAY	6	49.		BOLIVIA	1
12.		RADIO MARIAM	38	31.		BELARUS	5	50.		MOZAMBIQUE	1
13.		ECUADOR	30	32.		EL SALVADOR	5	51.		DOMINICAN REP.	1
14.		SWITZERLAND	28	33.		LATVIA	5	52.		KENYA	1
15.		COSTA RICA	28	34.		KOSOVO	5	53.		INDIA	1
16.		BELGIUM	27	35.		RUSSIA	4	54.		SIERRA LEONE	0
17.		CANADA	25	36.		DEM. REP. CONGO	4	55.		ARMENIA	0
18.		LITHUANIA	23	37.		SERBIA	4				
19.		NICARAGUA	22	38.		SERBIA (Hun)	3				

Monthly Actives Users (MAU): the number of unique users that opened the app at least once per month



Actives App ANDROID - Radio Maria in the World



Google play

1.		SPAIN	20.523	18.		RADIO MARIAM	294	35.		CROATIA	91
2.		ITALY	17.095	19.		NICARAGUA	271	36.		MALTA	89
3.		ARGENTINA	12.449	20.		URUGUAY	270	37.		ECUADOR	86
4.		GERMANY	6.295	21.		COSTA RICA	261	38.		USA	74
5.		TANZANIA	3.866	22.		SWITZERLAND	231	39.		INDONESIA	70
6.		MEXICO	2.923	23.		UGANDA	221	40.		KOSOVO	58
7.		ALBANIA	1.680	24.		GUATEMALA	219	41.		MACEDONIA	54
8.		FRANCE	1.324	25.		BELARUS	191	42.		VENEZUELA	44
9.		PERU	1.274	26.		INDIA	159	43.		MOZAMBIQUE	38
10.		BURUNDI	1.165	27.		LESOTHO	147	44.		CHILE	33
11.		UKRAINE	759	28.		ZAMBIA	145	45.		CANADA	29
12.		PANAMA	680	29.		MALAWI	139	46.		BOSNIA HERZ.	26
13.		DEM. REP. CONGO	645	30.		PHILIPPINES	127	47.		DOMINICAN REP.	20
14.		PARAGUAY	584	31.		EL SALVADOR	126	48.		SERBIA	15
15.		IRELAND	461	32.		BOLIVIA	110	49.		ARMENIA	8
16.		SLOVAKIA	372	33.		BELGIUM	109	50.		USA - Friends (Ita)	3
17.		LITHUANIA	340	34.		LATVIA	100				



Monthly Actives Users (MAU): the number of unique users that opened the app at least once per month



AFRICA



Actives App - AFRICA

Data updated to 31/12/2018

DECEMBER 2018



1.		TANZANIA	3.866
2.		BURUNDI	1.165
3.		DEM. REP. CONGO	645
4.		UGANDA	221
5.		LESOTHO	147
6.		ZAMBIA	145
7.		MALAWI	139
8.		MOZAMBIQUE	38
9.		ANGOLA	
10.		BURKINA FASO	
11.		CAMEROON	
12.		CENTRAL AFR. REP.	
13.		EQ. GUINEA	
14.		GABON	
15.		IVORY COAST	
16.		KENYA	
17.		LIBERIA	
18.		MADAGASCAR	
19.		REP. CONGO	
20.		REP. GUINEA	
21.		TANZANIA - MBIU	
22.		RWANDA	
23.		SIERRA LEONE	
24.		TOGO	

1.		TANZANIA	20
2.		DEM. REP. CONGO	4
3.		MALAWI	2
4.		UGANDA	2
5.		TOGO	1
6.		MOZAMBIQUE	1
7.		KENYA	1
8.		SIERRA LEONE	0
9.		ANGOLA	
10.		BURKINA FASO	
11.		CAMEROON	
12.		CENTRAL AFR. REP.	
13.		EQ. GUINEA	
14.		GABON	
15.		IVORY COAST	
16.		LIBERIA	
17.		MADAGASCAR	
18.		REP. CONGO	
19.		REP. GUINEA	
20.		BURUNDI	
21.		LESOTHO	
22.		RWANDA	
23.		TANZANIA - MBIU	
24.		ZAMBIA	



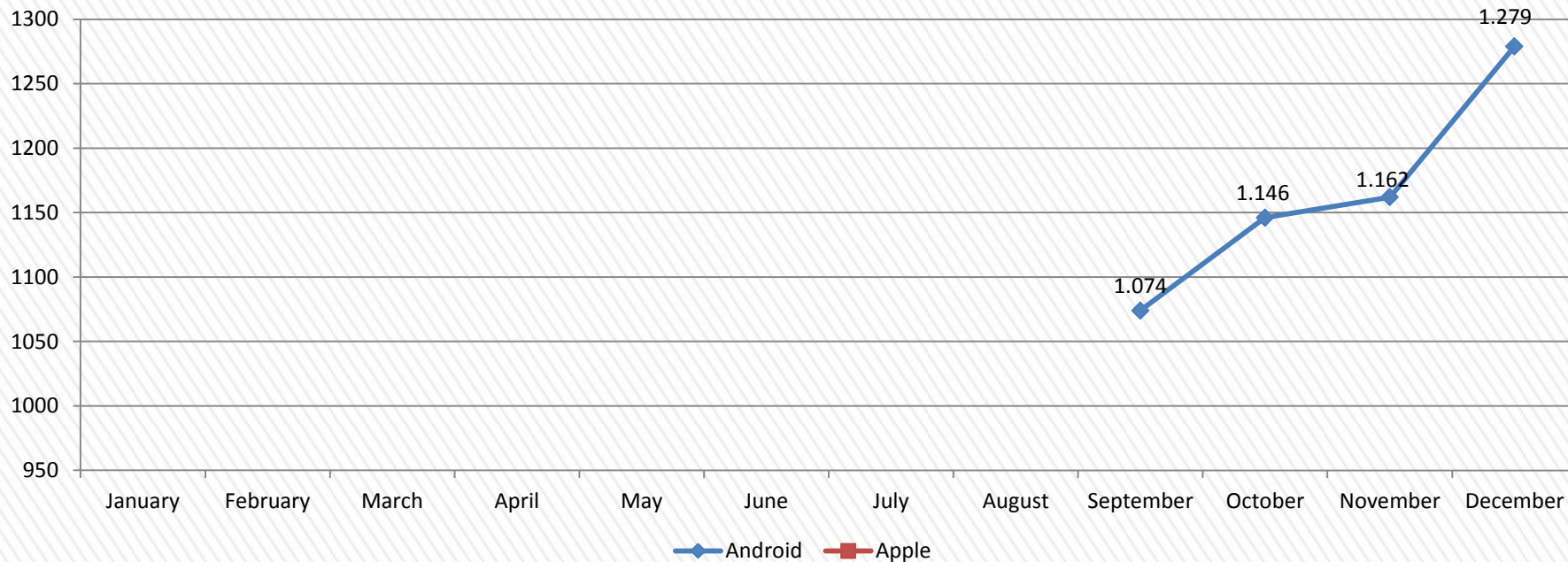
App Store



Monthly Actives Users (MAU): the number of unique users that opened the app at least once per month



BURUNDI



ACTIVES – Application opened at least once during a month

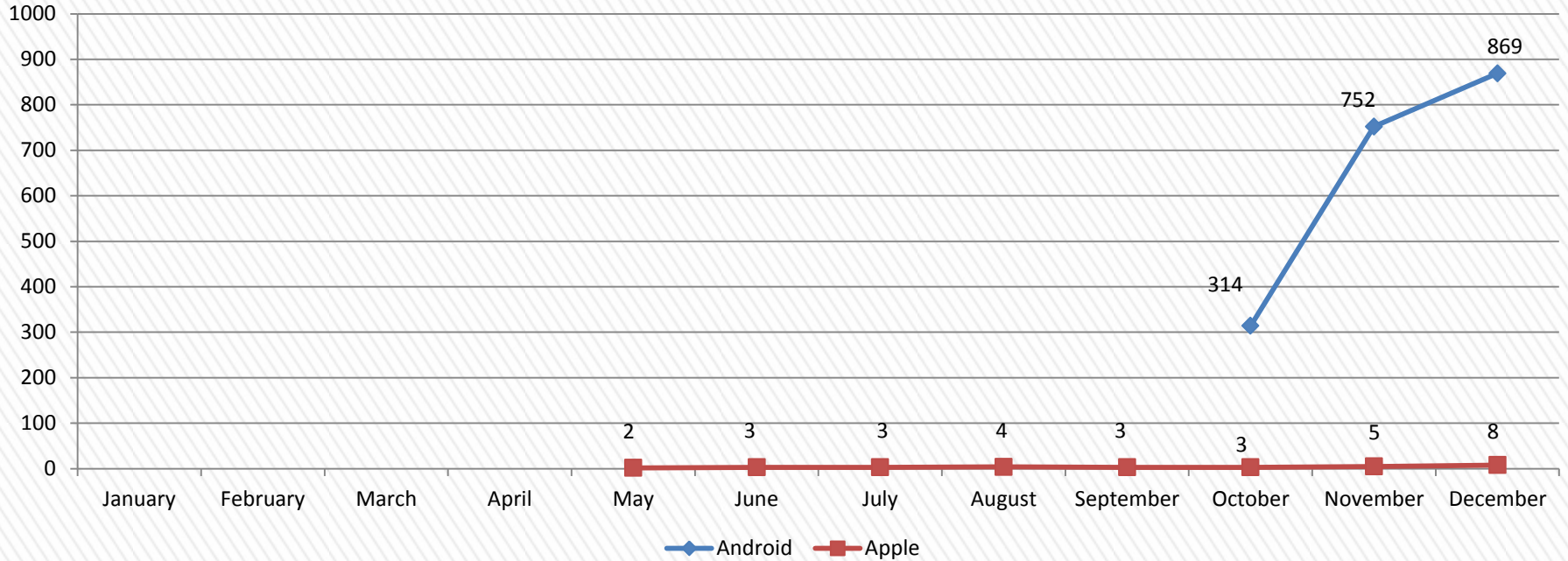
ANDROID - ACTIVES		
1	Burundi	845
2	Canada	66
3	Belgium	42
4	United States	36
5	Zambia	33
TOTAL		1.279



geolocation of the app, which has been opened at least once in the last 30 days



DEM. REP. CONGO



ACTIVES – Application opened at least once during a month

ANDROID - ACTIVES		
1	D.R. Congo	415
2	France	107
3	Belgium	94
4	United States	40
5	Italy	28
TOTAL		869

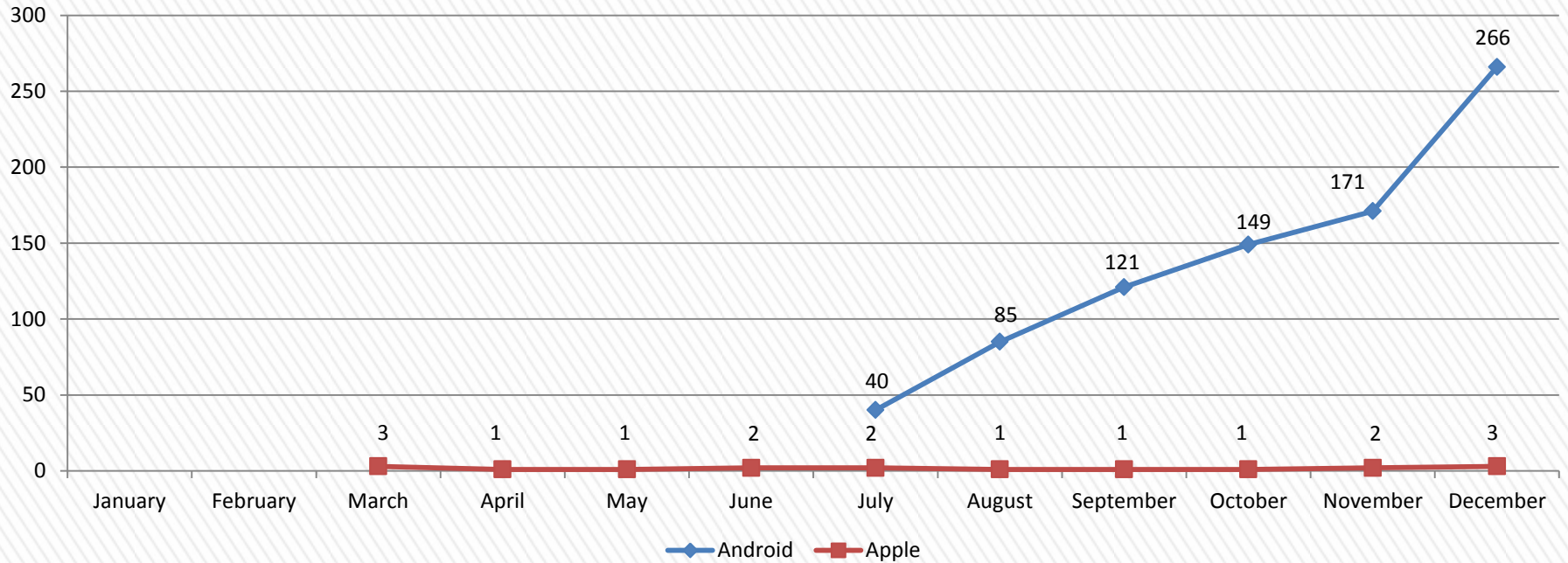
APPLE - ACTIVES		
1	D.R. Congo	8
2		
3		
4		
5		
TOTAL		8



geolocation of the app, which has been opened at least once in the last 30 days



MALAWI



ACTIVES – Application opened at least once during a month

ANDROID - ACTIVES		
1	Malawi	96
2	South Africa	82
3	Mocambique	31
4	Zambia	12
5	United Kingdom	9
TOTAL		266

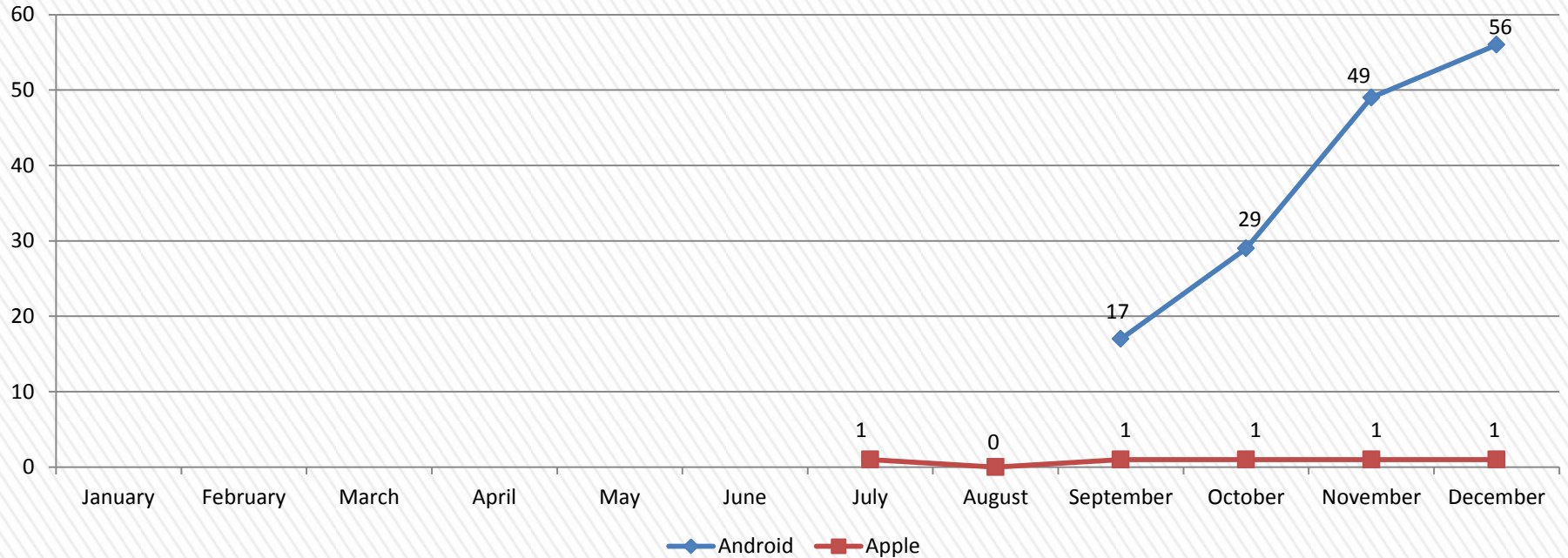
APPLE - ACTIVES		
1	Malawi	3
2		
3		
4		
5		
TOTAL		3



geolocation of the app, which has been opened at least once in the last 30 days



MOÇAMBIQUE



ACTIVES – Application opened at least once during a month

ANDROID - ACTIVES		
1	Mocambique	46
2	Angola	2
3	Italy	2
4	Brazil	1
5	D.R. Congo	1
TOTAL		56

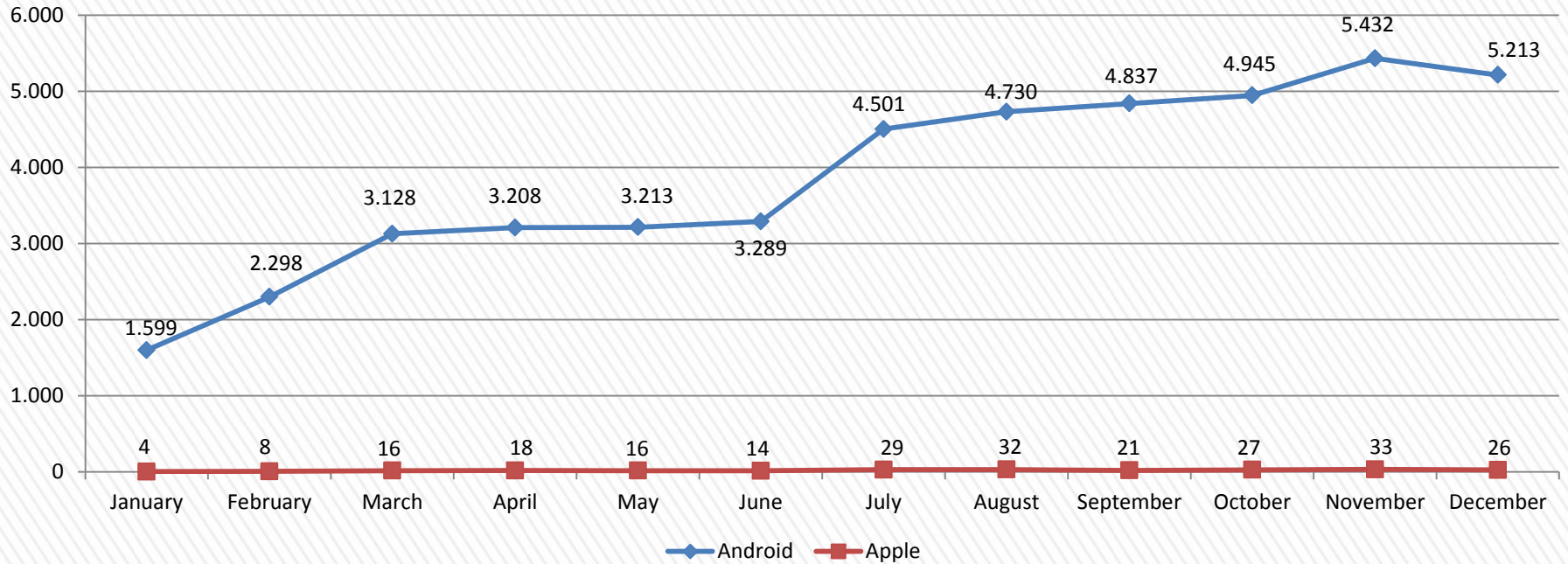
APPLE - ACTIVES		
1	Mocambique	1
2		
3		
4		
5		
TOTAL		1



geolocation of the app, which has been opened at least once in the last 30 days



TANZANIA



ACTIVES – Application opened at least once during a month

ANDROID - ACTIVES		
1	Tanzania	4,777
2	Kenya	119
3	United States	73
4	Italy	41
5	Zambia	26
TOTAL		17,992

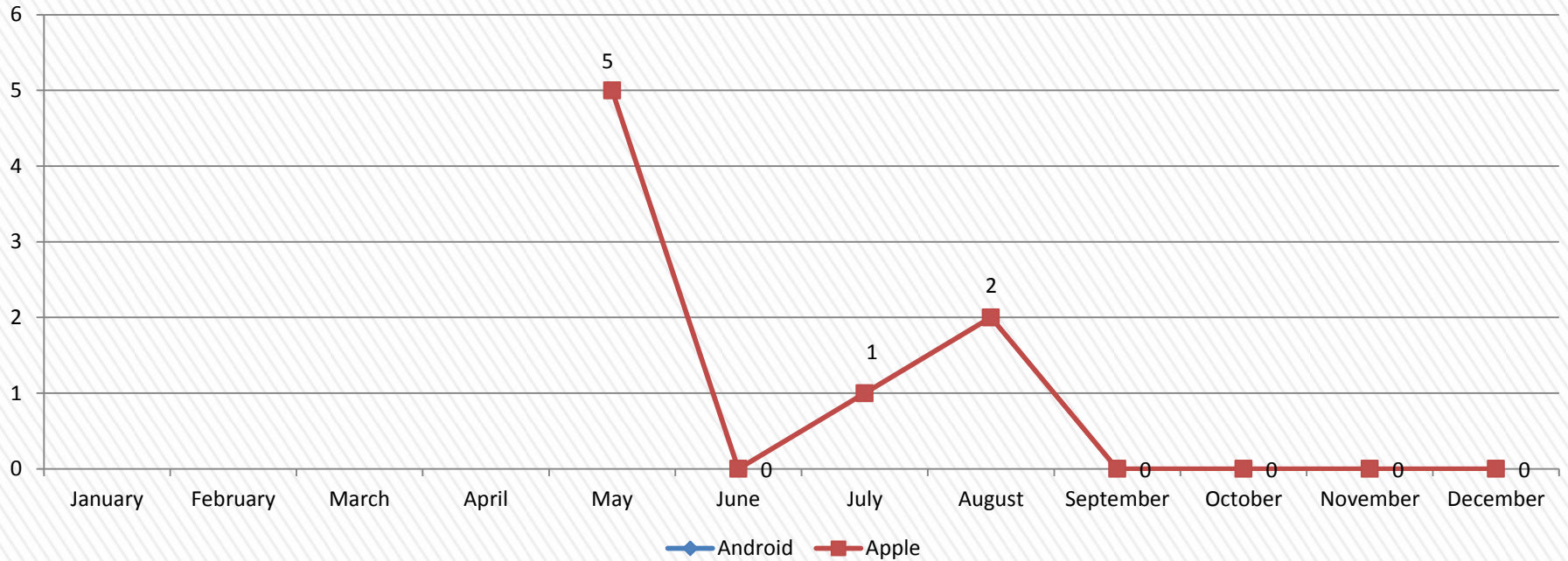
APPLE - ACTIVES		
1	Tanzania	25
2	United States	1
3		
4		
5		
TOTAL		26



geolocation of the app, which has been opened at least once in the last 30 days



TOGO



ACTIVES – Application opened at least once during a month

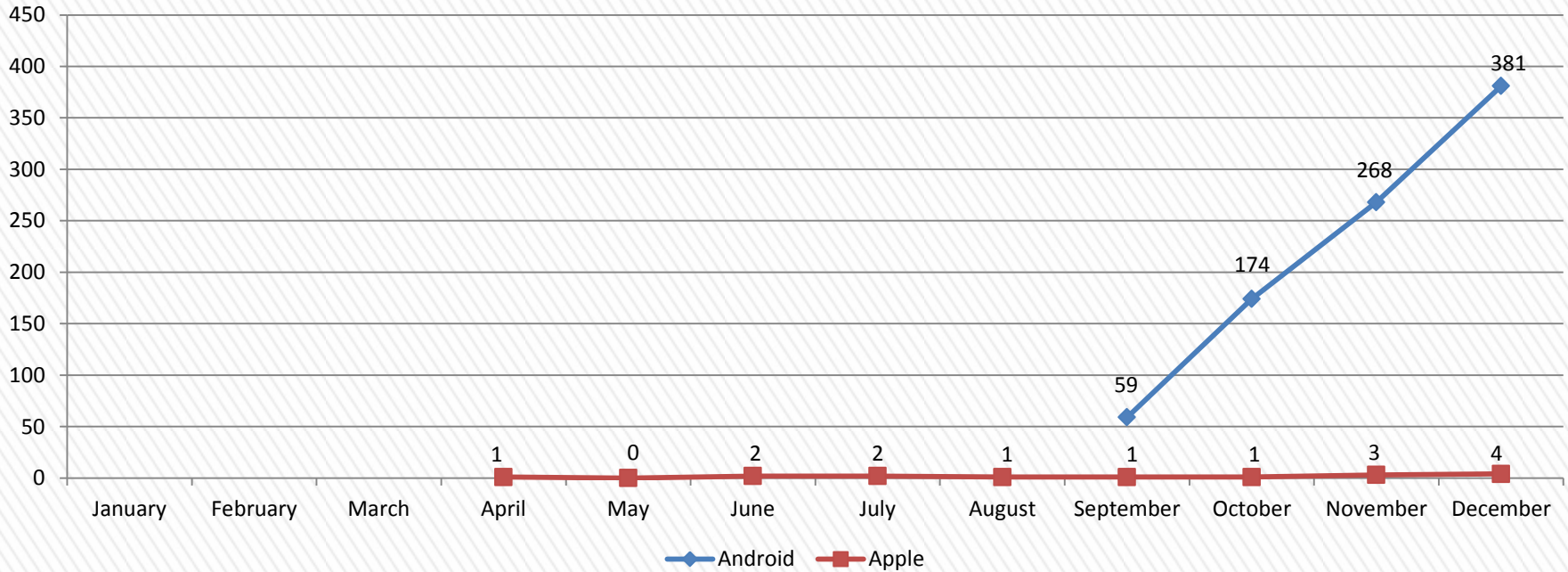
APPLE - ACTIVES		
1		
2		
3		
4		
5		
TOTAL		0



geolocation of the app, which has been opened at least once in the last 30 days



UGANDA



ACTIVES – Application opened at least once during a month

ANDROID - ACTIVES		
1	Uganda	172
2	Emirates Arab United	33
3	United States	20
4	Jordan	15
5	Oman	14
TOTAL		381

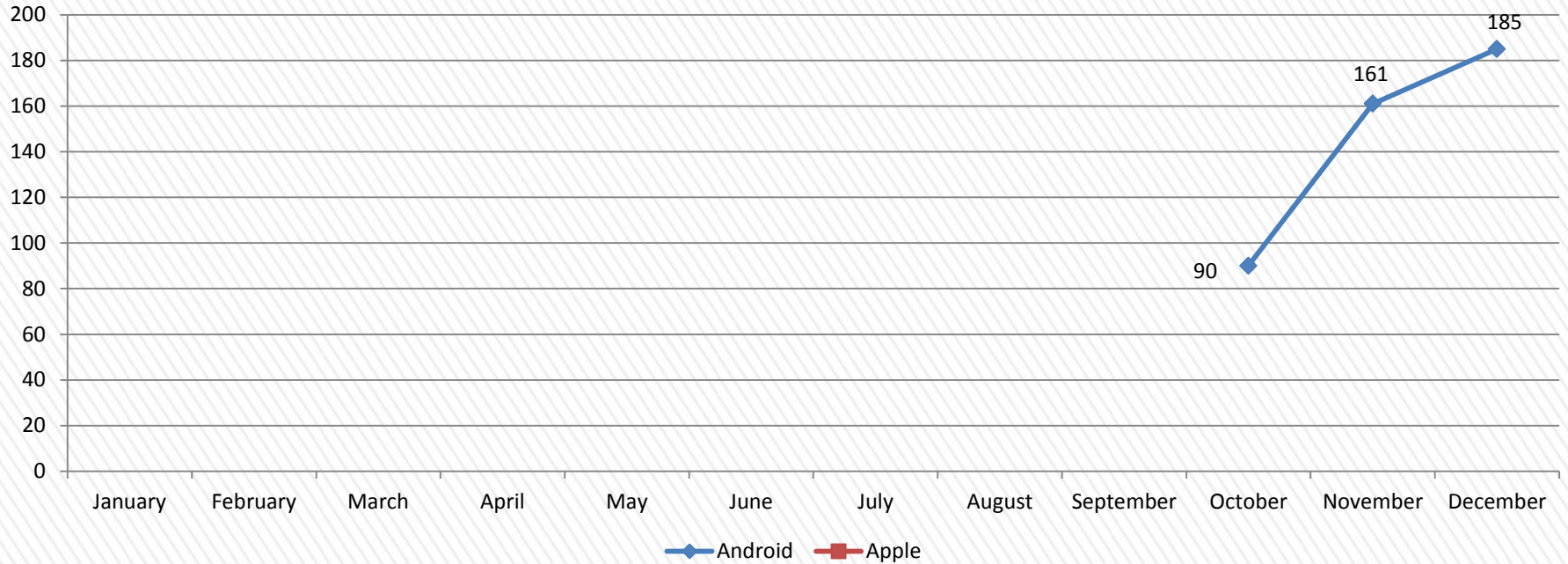
APPLE - ACTIVES		
1	Uganda	4
2		
3		
4		
5		
TOTAL		4



geolocation of the app, which has been opened at least once in the last 30 days



ZAMBIA



ACTIVES – Application opened at least once during a month

ANDROID - ACTIVES		
1	Zambia	156
2	United States	9
3	Italy	6
4	Ireland	2
5	India	2
TOTAL		185



geolocation of the app, which has been opened at least once in the last 30 days



AMERICA



Actives App - AMERICA

Data updated to 31/12/2018

DECEMBER 2018



1.		ARGENTINA	12.449
2.		MEXICO	2.923
3.		PERU	1.274
4.		PANAMA	680
5.		PARAGUAY	584
6.		NICARAGUA	271
7.		URUGUAY	270
8.		COSTA RICA	261
9.		GUATEMALA	219
10.		EL SALVADOR	126
11.		BOLIVIA	110
12.		ECUADOR	86
13.		USA	74
14.		VENEZUELA	44
15.		CHILE	33
16.		CANADA	29
17.		DOMINICAN REP.	20
18.		USA - Friends (Ita)	3
19.		COLOMBIA	
20.		USA - Houston (Esp)	
21.		USA - Chicago (Esp)	
22.		BRAZIL	
23.		USA - New York (Esp)	
24.		USA - Miami (Esp)	

1.		USA - New York (Esp)	283
2.		MEXICO	125
3.		USA - Miami (Esp)	108
4.		USA	71
5.		ARGENTINA	38
6.		PERU	38
7.		ECUADOR	30
8.		COSTA RICA	28
9.		CANADA	25
10.		NICARAGUA	22
11.		GUATEMALA	15
12.		PARAGUAY	10
13.		VENEZUELA	8
14.		CHILE	7
15.		URUGUAY	6
16.		EL SALVADOR	5
17.		USA - Friends (Ita)	3
18.		BRAZIL	2
19.		BOLIVIA	1
20.		DOMINICAN REP.	1
21.		COLOMBIA	
22.		USA - Chicago (Esp)	
23.		PANAMA	
24.		USA - Houston (Esp)	

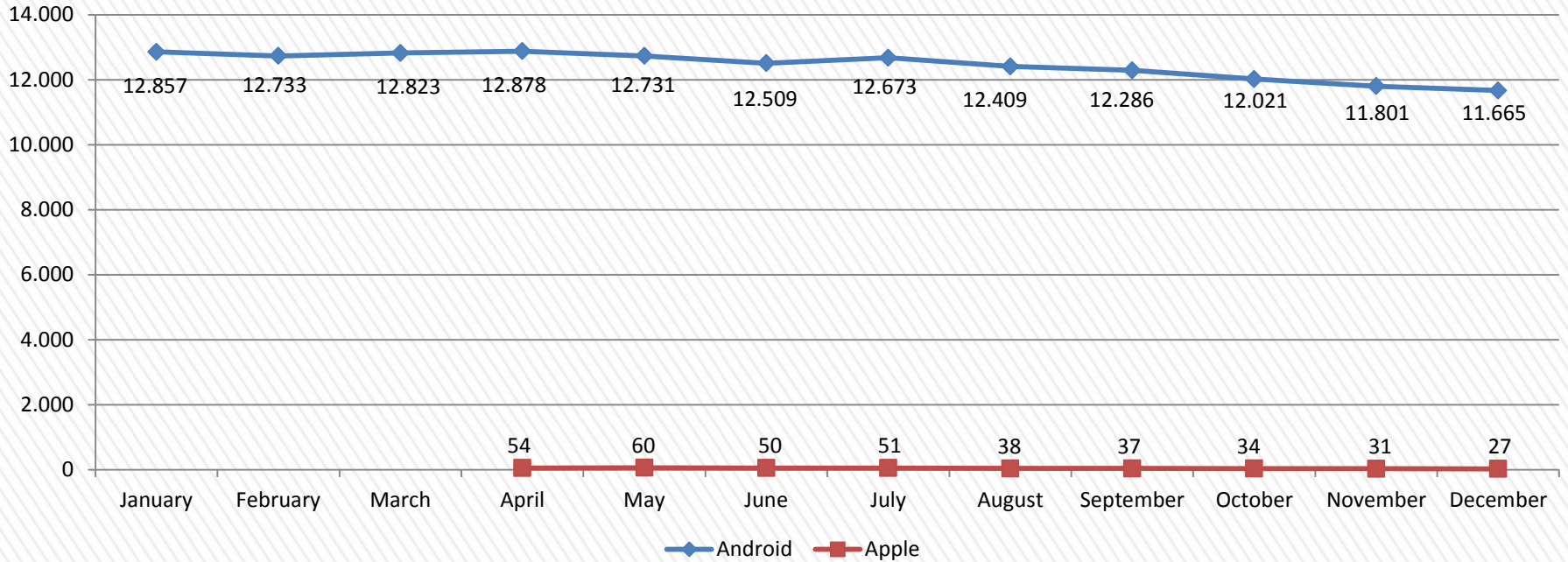


App Store



Monthly Actives Users (MAU): the number of unique users that opened the app at least once per month

ARGENTINA



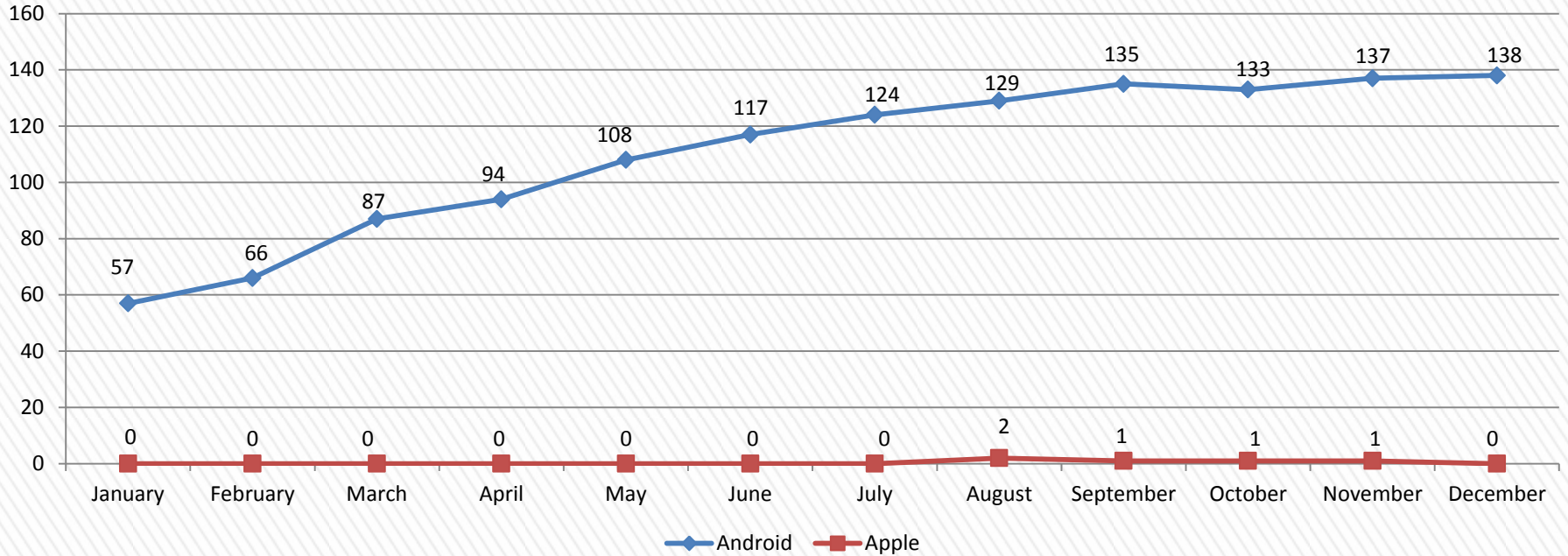
ACTIVES – Application opened at least once during a month

ANDROID - ACTIVES		
1	Argentina	11.341
2	Spain	69
3	United States	67
4	Uruguay	66
5	Colombia	20
TOTAL		11.665

APPLE - ACTIVES		
1	Argentina	29
2	United States	4
3	Uruguay	1
4	Colombia	1
5		
TOTAL		35

geolocation of the app, which has been opened at least once in the last 30 days

BOLIVIA



ACTIVES – Application opened at least once during a month

ANDROID - ACTIVES		
1	Bolivia	109
2	United States	9
3	Argentina	4
4	Czech Republic	2
5	Mexico	2
TOTAL		138

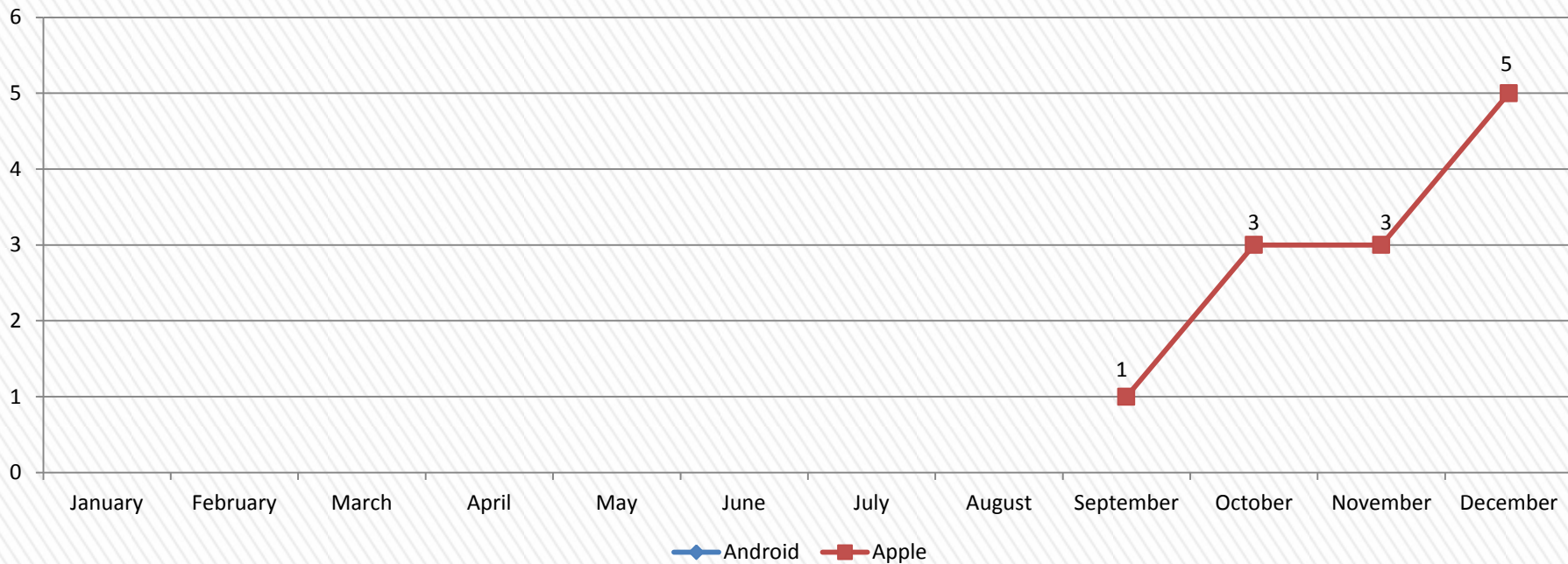
APPLE - ACTIVES		
1		
2		
3		
4		
5		
TOTAL		0



geolocation of the app, which has been opened at least once in the last 30 days



BRAZIL



ACTIVES – Application opened at least once during a month

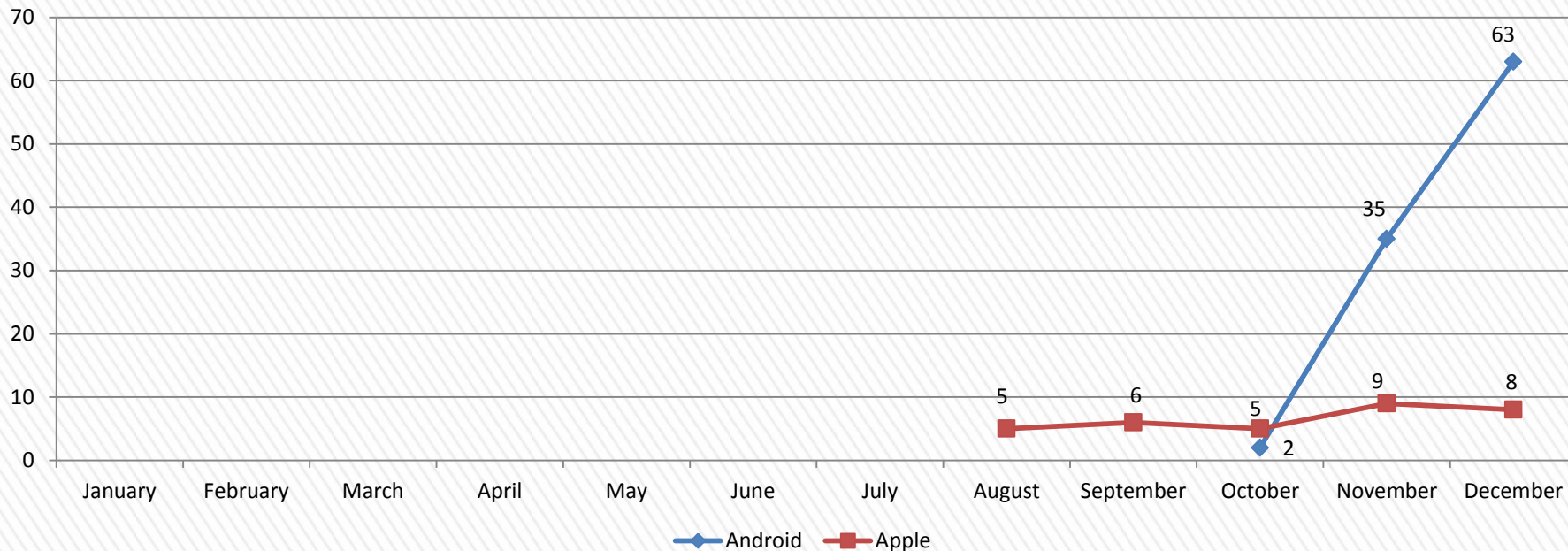
APPLE - ACTIVES		
1	Brazil	5
2		
3		
4		
5		
TOTAL		5



geolocation of the app, which has been opened at least once in the last 30 days



CHILE



ACTIVES – Application opened at least once during a month

ANDROID - ACTIVES		
1	Chile	59
2	Argentina	2
3	Germany	1
4	Spain	1
5		
TOTAL		63

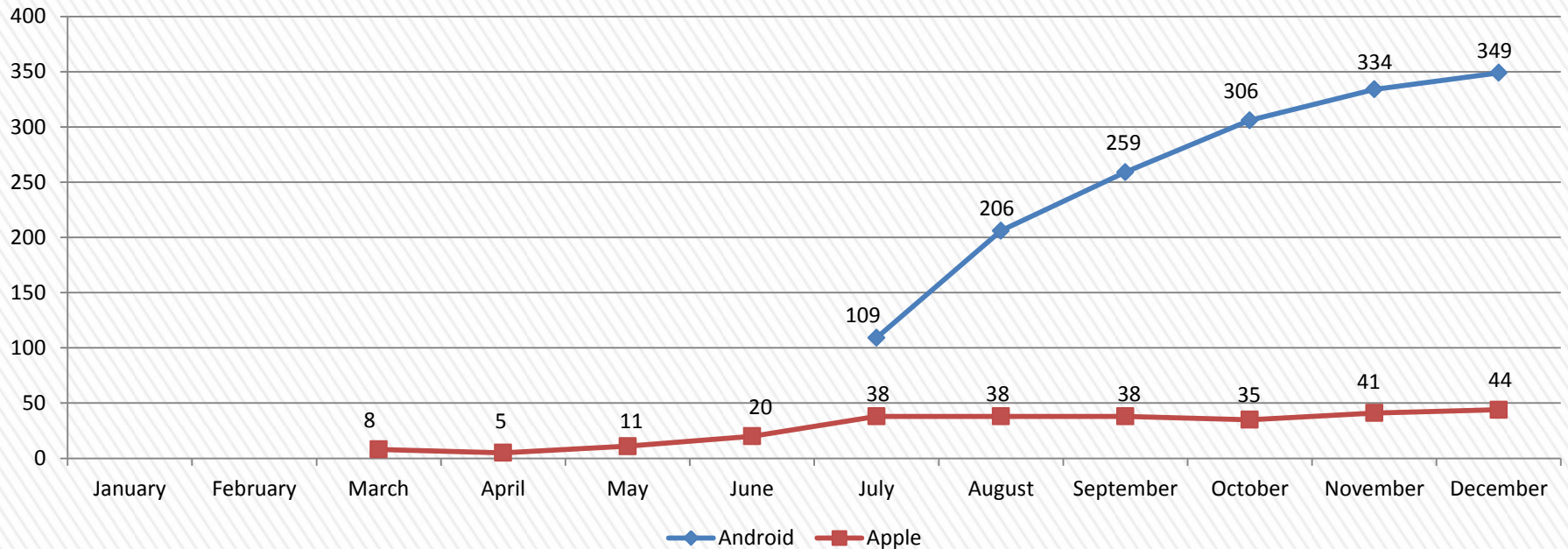
APPLE - ACTIVES		
1	Chile	8
2		
3		
4		
5		
TOTAL		8



geolocation of the app, which has been opened at least once in the last 30 days



COSTA RICA



ACTIVES – Application opened at least once during a month

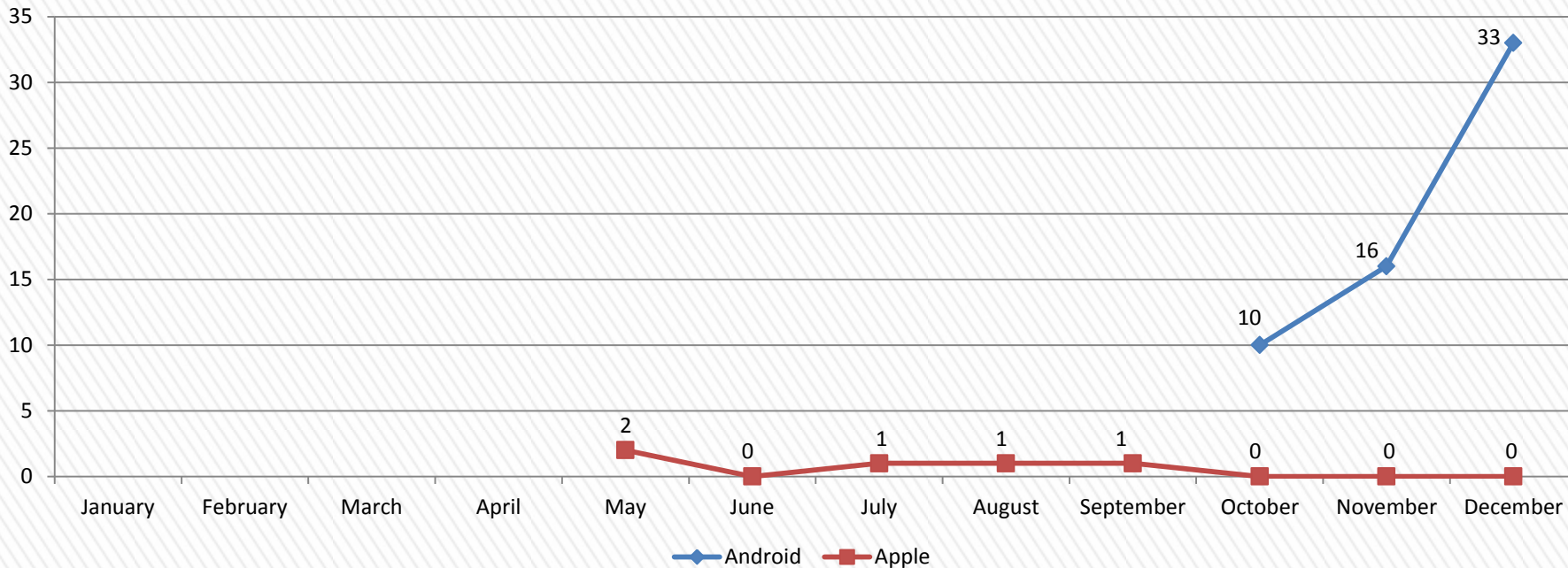
ANDROID - ACTIVES		
1	Costa Rica	313
2	United States	19
3	Nicaragua	3
4	Colombia	2
5	Mexico	2
TOTAL		349

APPLE - ACTIVES		
1	Costa Rica	44
2		
3		
4		
5		
TOTAL		44

geolocation of the app, which has been opened at least once in the last 30 days



DOMINICAN REPUBLIC



ACTIVES – Application opened at least once during a month

ANDROID - ACTIVES		
1	Dominican Rep.	18
2	United States	10
3	Argentina	1
4	Honduras	1
5	Italy	1
TOTAL		33

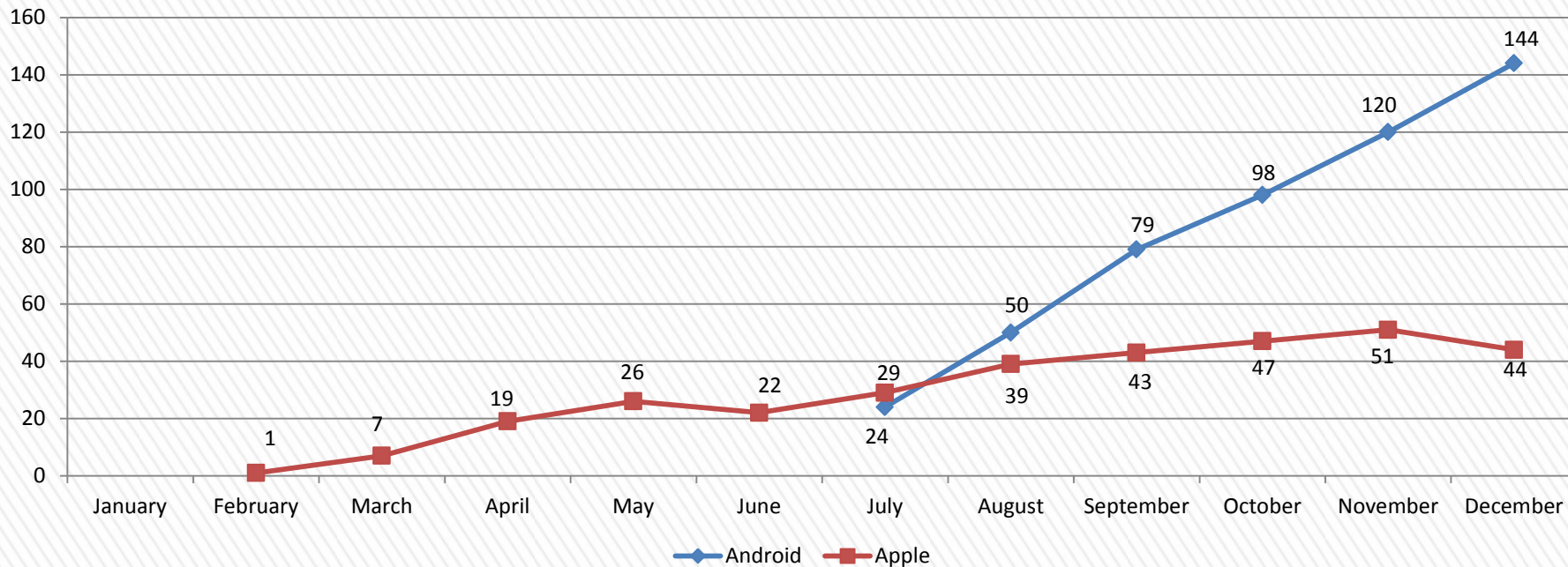
APPLE - ACTIVES		
1		
2		
3		
4		
5		
TOTAL		0



geolocation of the app, which has been opened at least once in the last 30 days



ECUADOR



ACTIVES – Application opened at least once during a month

ANDROID - ACTIVES		
1	Ecuador	96
2	United States	19
3	Colombia	6
4	Spain	6
5	Bolivia	3
TOTAL		144

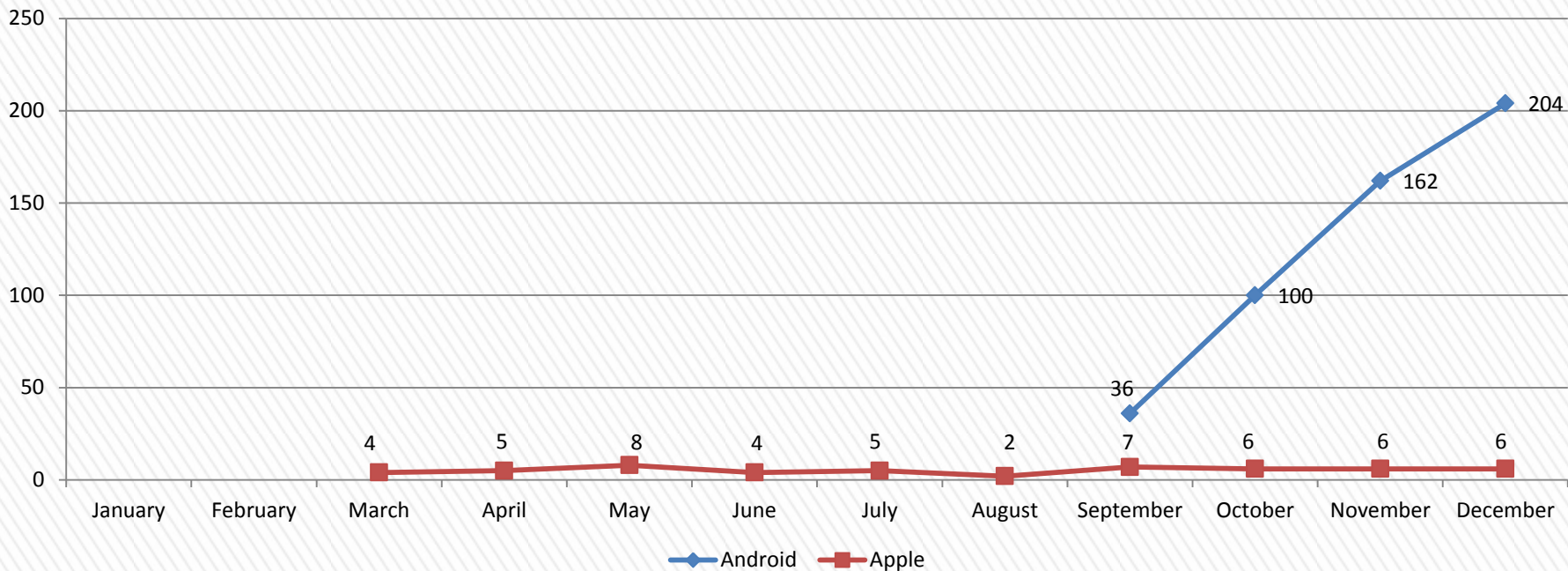
APPLE - ACTIVES		
1	Ecuador	44
2		
3		
4		
5		
TOTAL		44



geolocation of the app, which has been opened at least once in the last 30 days



EL SALVADOR



ACTIVES – Application opened at least once during a month

ANDROID - ACTIVES		
1	United States	99
2	El Salvador	89
3	Canada	3
4	Spain	2
5	Guatemala	2
TOTAL		204

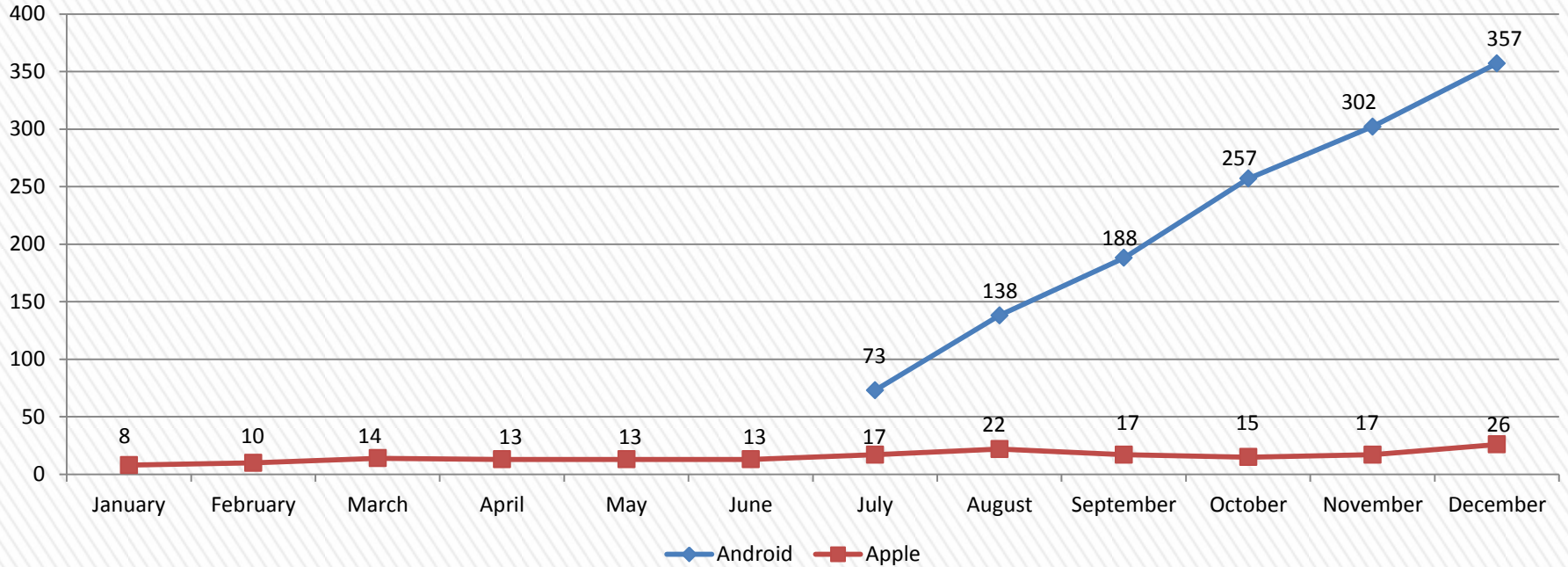
APPLE - ACTIVES		
1	El Salvador	6
2		
3		
4		
5		
TOTAL		6



geolocation of the app, which has been opened at least once in the last 30 days



GUATEMALA



ACTIVES – Application opened at least once during a month

ANDROID - ACTIVES		
1	Guatemala	234
2	United States	100
3	Honduras	7
4	Mexico	4
5	Portorico	2
TOTAL		357

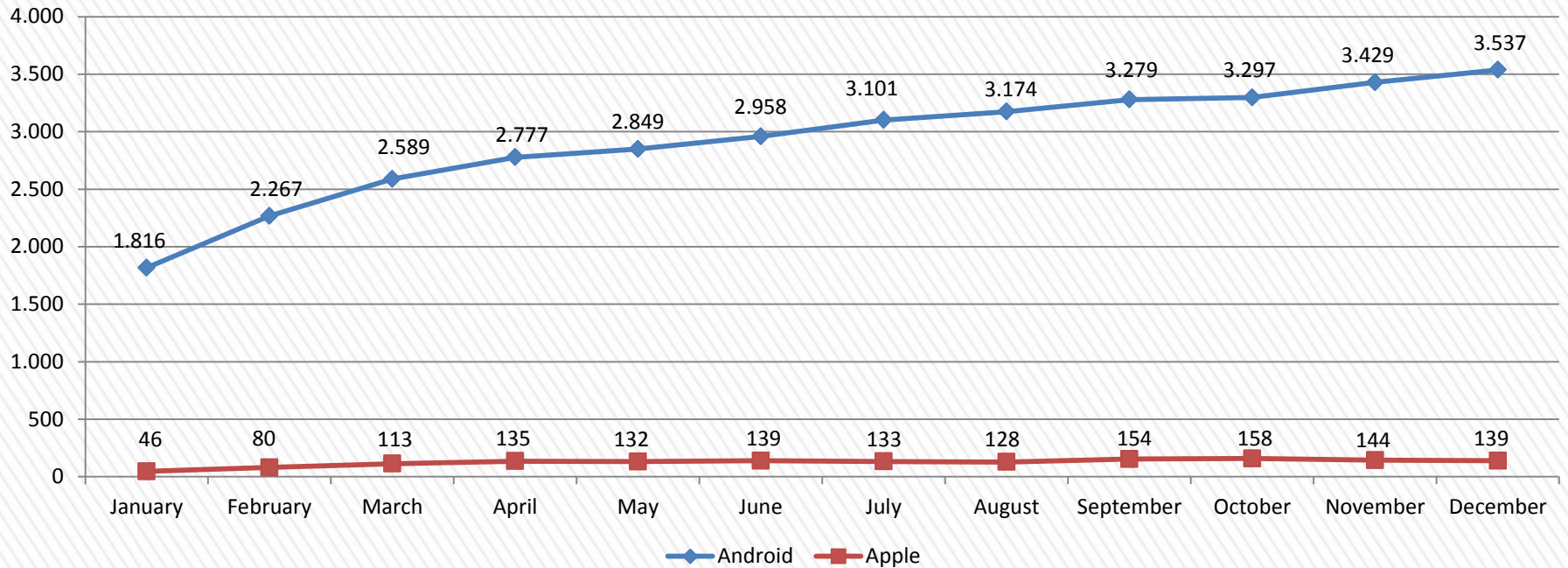
APPLE - ACTIVES		
1	Guatemala	26
2		
3		
4		
5		
TOTAL		26



geolocation of the app, which has been opened at least once in the last 30 days



MEXICO



ACTIVES – Application opened at least once during a month

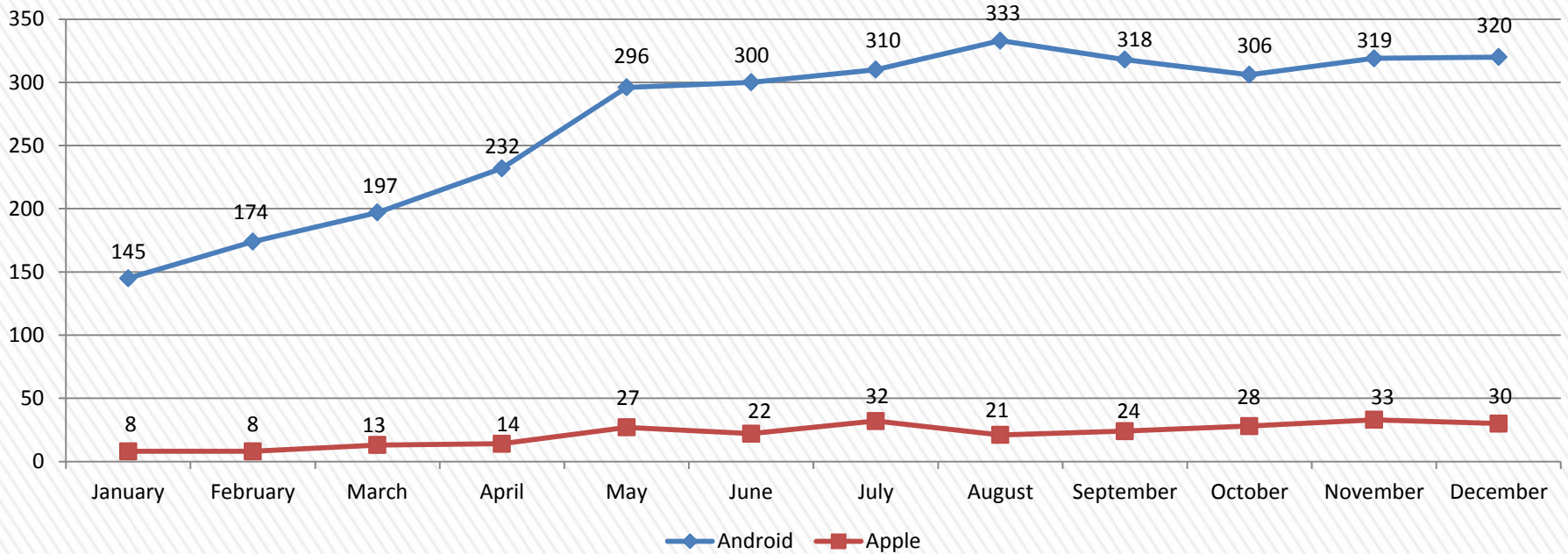
ANDROID - ACTIVES		
1	Mexico	2,463
2	United States	943
3	Colombia	19
4	Spain	10
5	Peru	10
TOTAL		3,537

APPLE - ACTIVES		
1	Mexico	105
2	United States	33
3		
4		
5		
TOTAL		138



geolocation of the app, which has been opened at least once in the last 30 days

NICARAGUA



ACTIVES – Application opened at least once during a month

ANDROID - ACTIVES		
1	Nicaragua	205
2	United States	53
3	Spain	17
4	Costa Rica	9
5	Panama	7
TOTAL		320

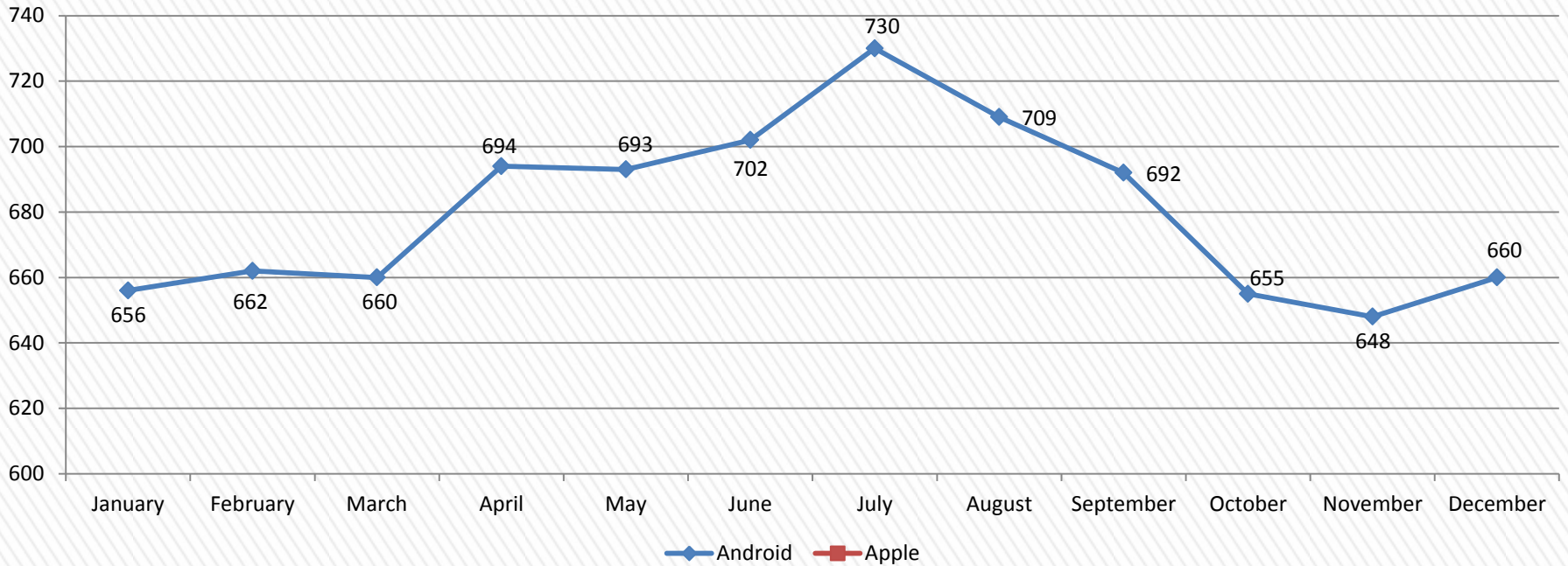
APPLE - ACTIVES		
1	United States	16
2	Nicaragua	13
3	Canada	1
4		
5		
TOTAL		30



geolocation of the app, which has been opened at least once in the last 30 days



PANAMA



ACTIVES – Application opened at least once during a month

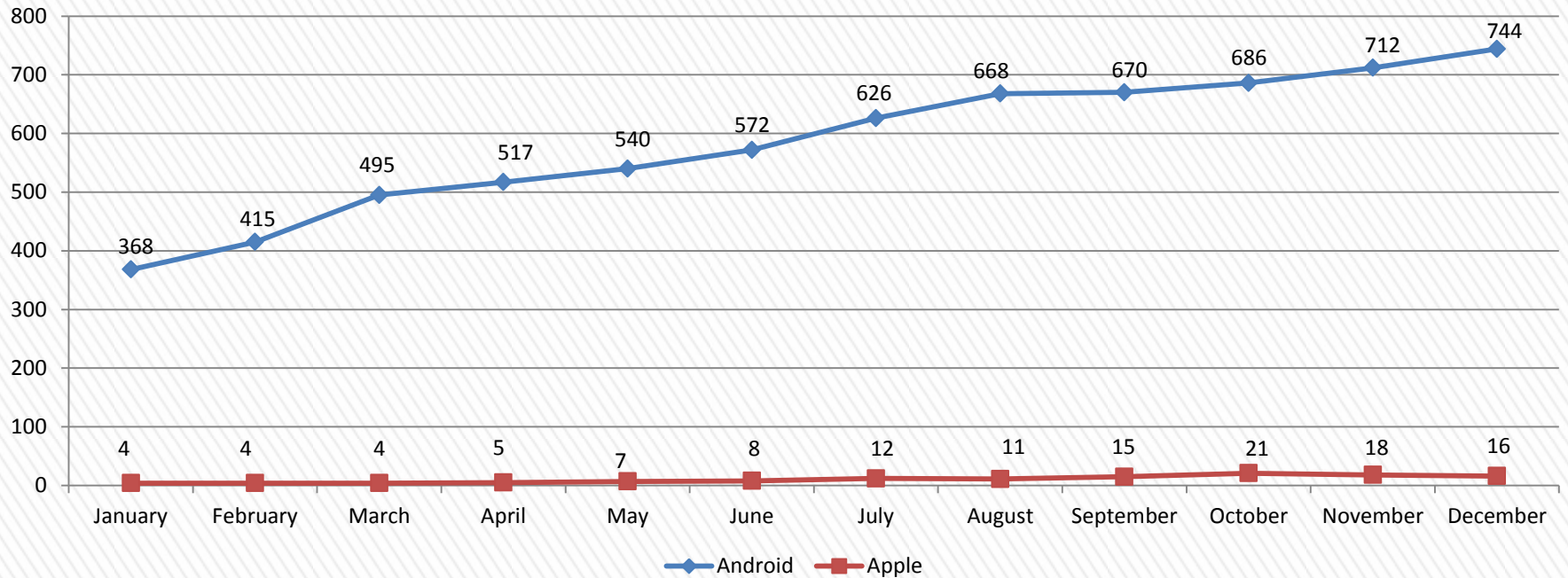
ANDROID - ACTIVES		
1	Panama	606
2	United States	29
3	Colombia	5
4	Costa Rica	4
5	Brazil	2
TOTAL		660



geolocation of the app, which has been opened at least once in the last 30 days



PARAGUAY



ACTIVES – Application opened at least once during a month

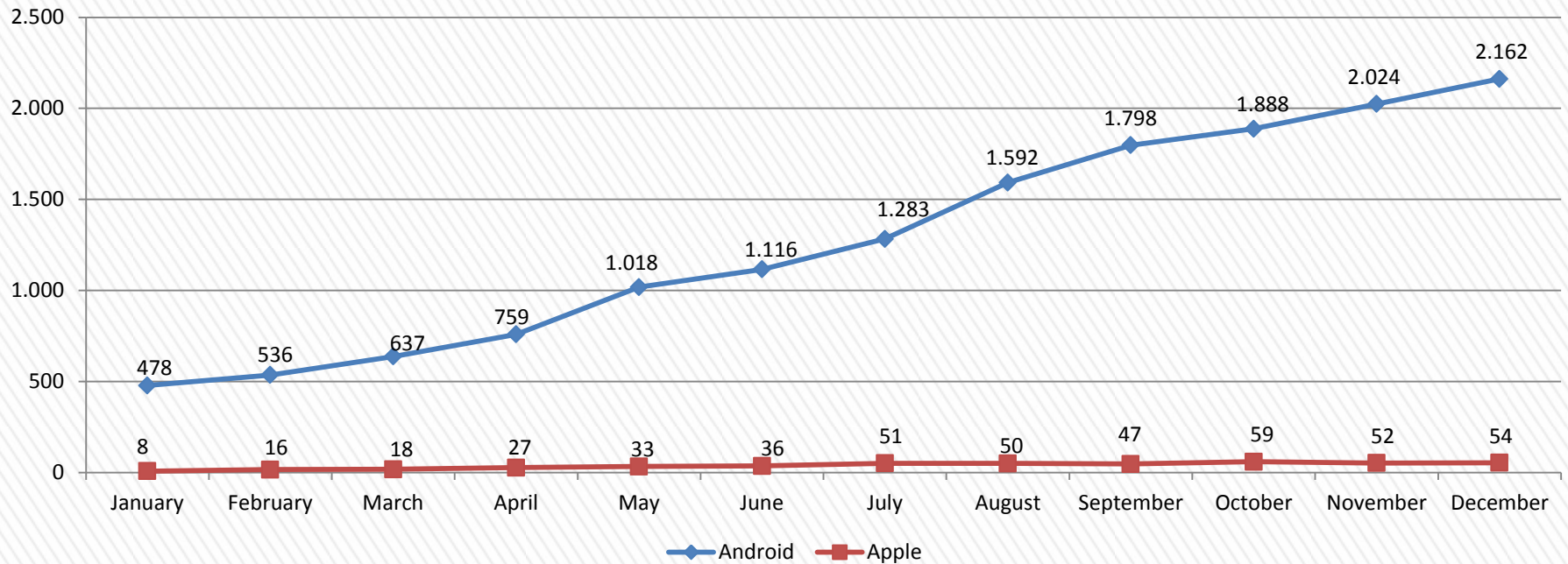
ANDROID - ACTIVES		
1	Paraguay	658
2	Argentina	30
3	Spain	15
4	Brazil	12
5	Peru	10
TOTAL		744

APPLE - ACTIVES		
1	Paraguay	16
2		
3		
4		
5		
TOTAL		16

geolocation of the app, which has been opened at least once in the last 30 days



PERU'



ACTIVES – Application opened at least once during a month

ANDROID - ACTIVES		
1	Perù	2.041
2	United States	49
3	Argentina	9
4	Canada	9
5	Spain	9
TOTAL		2.162

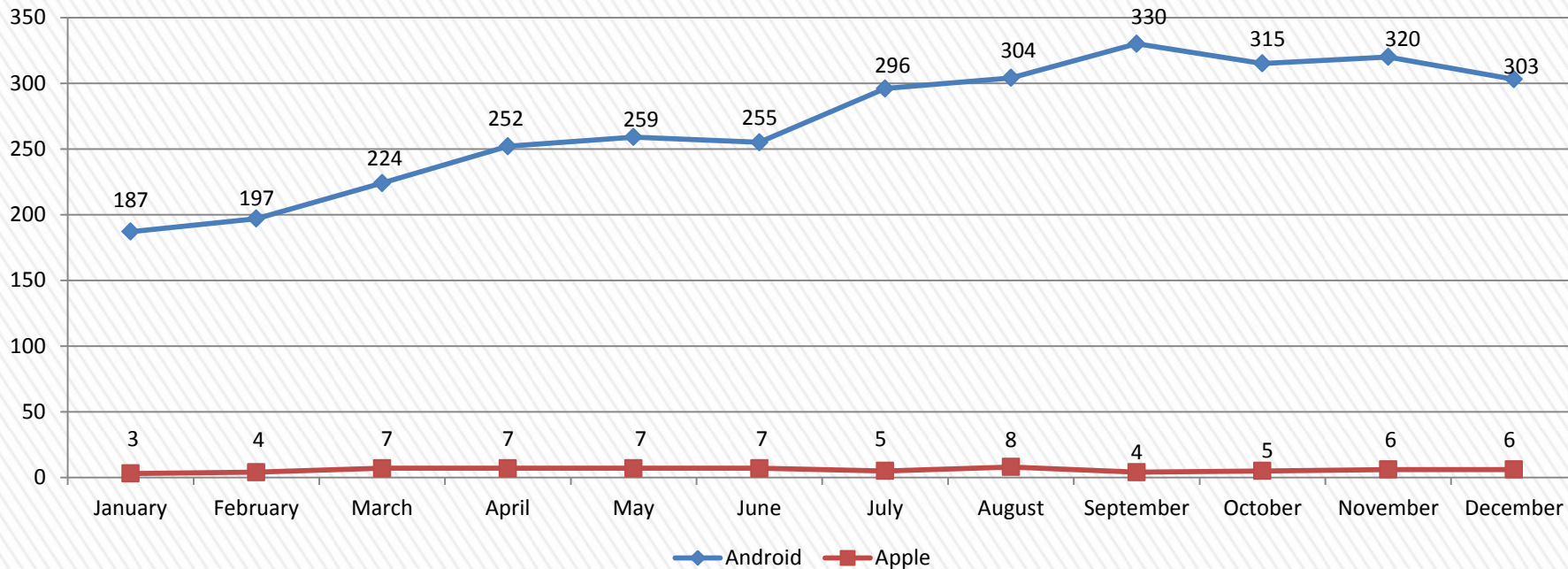
APPLE - ACTIVES		
1	Perù	54
2		
3		
4		
5		
TOTAL		54



geolocation of the app, which has been opened at least once in the last 30 days



URUGUAY



ACTIVES – Application opened at least once during a month

ANDROID - ACTIVES		
1	Uruguay	275
2	Argentina	11
3	Brazil	4
4	Romania	2
5	Austria	1
TOTAL		303

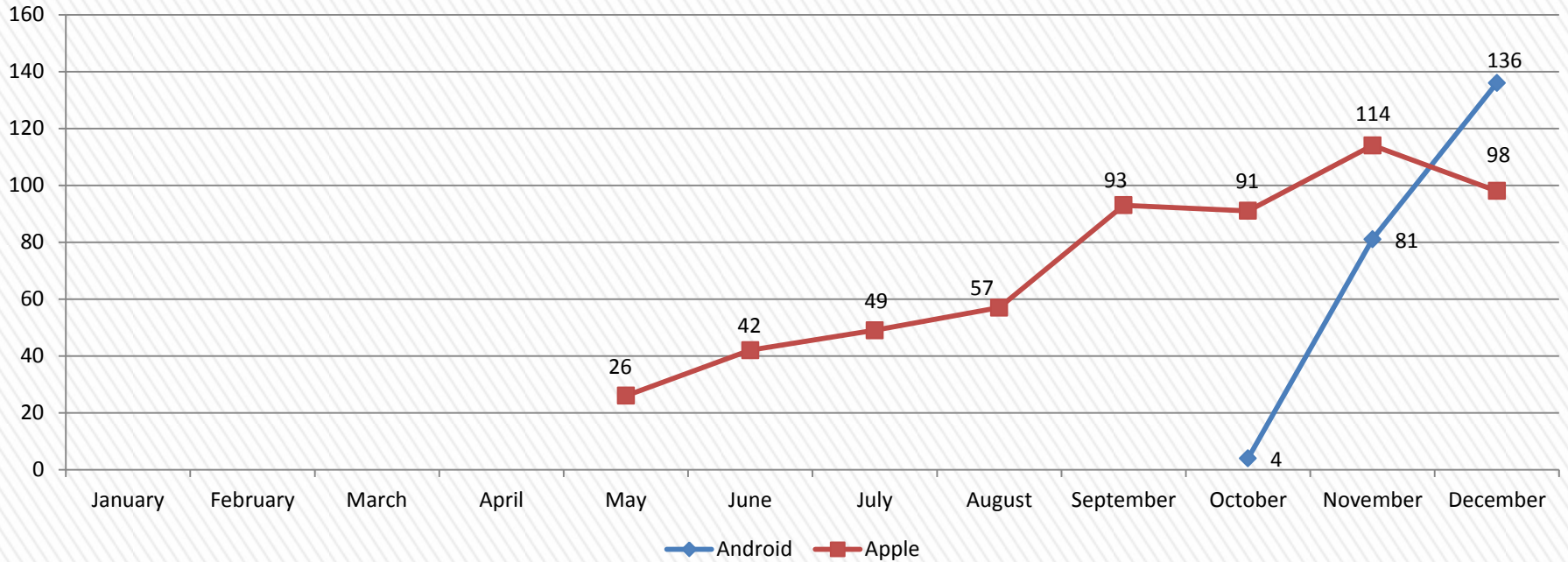
APPLE - ACTIVES		
1	Uruguay	5
2		
3		
4		
5		
TOTAL		5



geolocation of the app, which has been opened at least once in the last 30 days



USA



ACTIVES – Application opened at least once during a month

ANDROID - ACTIVES		
1	United States	100
2	Italy	8
3	Canada	3
4	Spain	3
5	United Kingdom	3
TOTAL		136

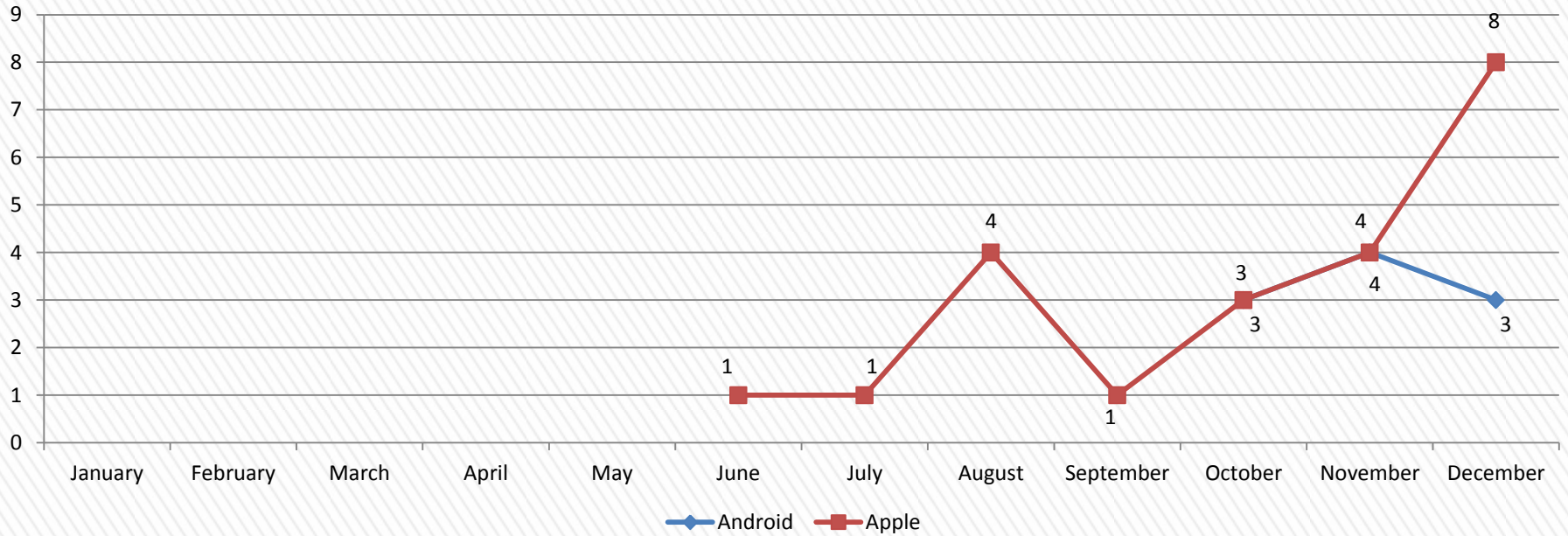
APPLE - ACTIVES		
1	United States	98
2		
3		
4		
5		
TOTAL		98



geolocation of the app, which has been opened at least once in the last 30 days



USA - Friends



ACTIVES – Application opened at least once during a month

ANDROID - ACTIVES		
1	United States	7
2	Italy	1
3		
4		
5		
TOTAL		8

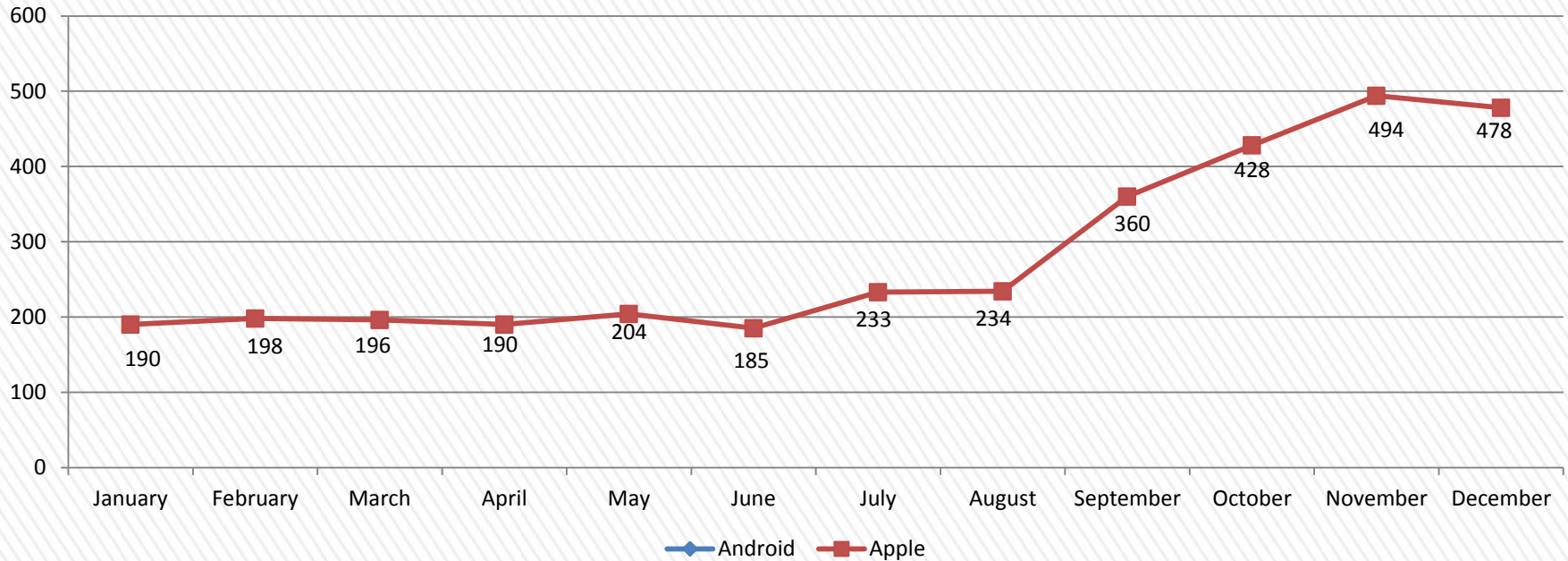
APPLE - ACTIVES		
1	United States	3
2		
3		
4		
5		
TOTAL		3



geolocation of the app, which has been opened at least once in the last 30 days



USA – New York



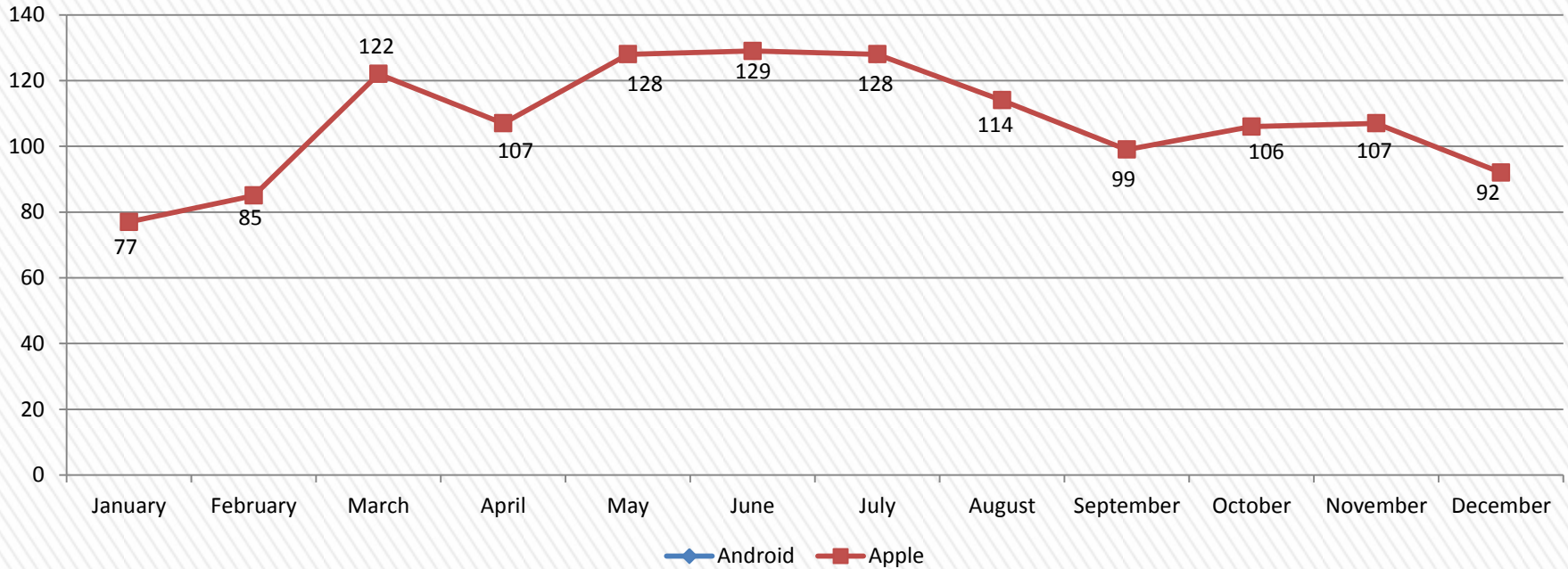
ACTIVES – Application opened at least once during a month

APPLE - ACTIVES		
1	United States	474
2	United Kingdom	1
3	Canada	1
4	Costa Rica	1
5	Mexico	1
TOTAL		478



geolocation of the app, which has been opened at least once in the last 30 days

USA - Miami



ACTIVES – Application opened at least once during a month

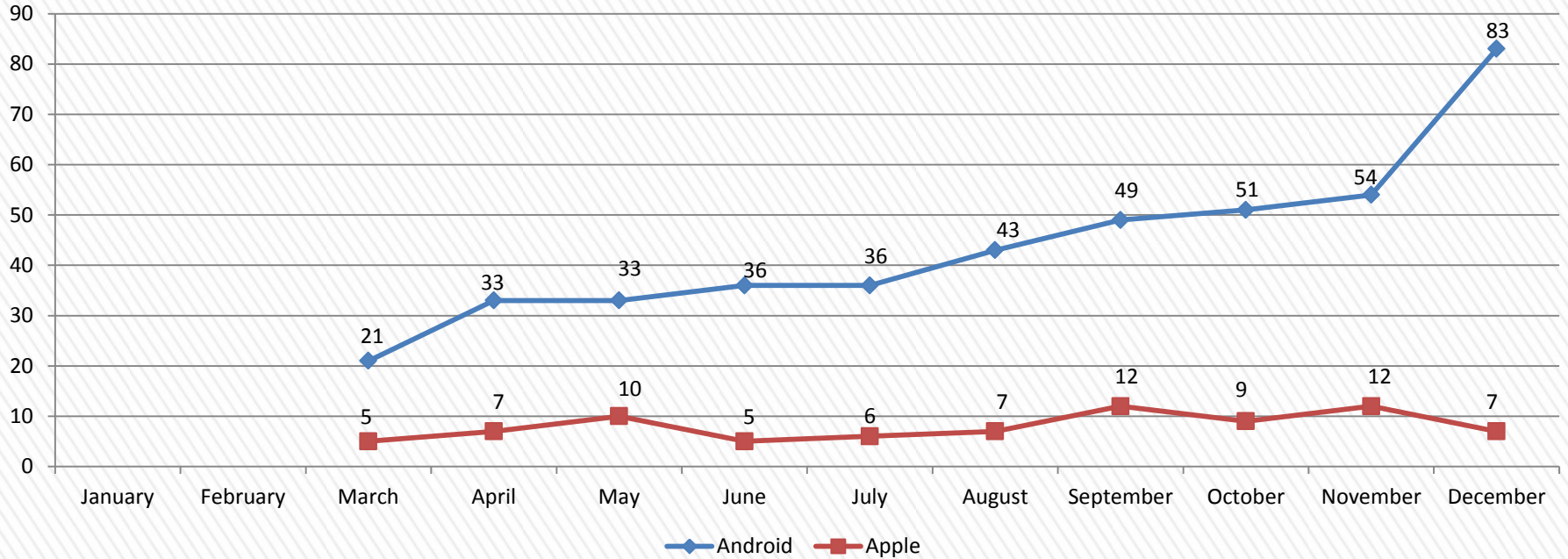
APPLE - ACTIVES		
1	United States	74
2	Canada	3
3	Colombia	3
4	Spain	2
5	Ecuador	2
TOTAL		92



geolocation of the app, which has been opened at least once in the last 30 days



VENEZUELA



ACTIVES – Application opened at least once during a month

ANDROID - ACTIVES		
1	Venezuela	60
2	Spain	4
3	Argentina	3
4	Colombia	3
5	Romania	2
TOTAL		83

APPLE - ACTIVES		
1	United States	4
2	Venezuela	3
3		
4		
5		
TOTAL		7



geolocation of the app, which has been opened at least once in the last 30 days



ASIA & OCEANIA



Actives App - ASIA



1.		RADIO MARIAM	294
2.		INDIA	159
3.		PHILIPPINES	127
4.		INDONESIA	70
5.		MACAU	
6.		PAPUA NEW GUINEA	

1.		RADIO MARIAM	38
2.		PHILIPPINES	8
3.		INDONESIA	3
4.		INDIA	1
5.		MACAU	
6.		PAPUA NEW GUINEA	

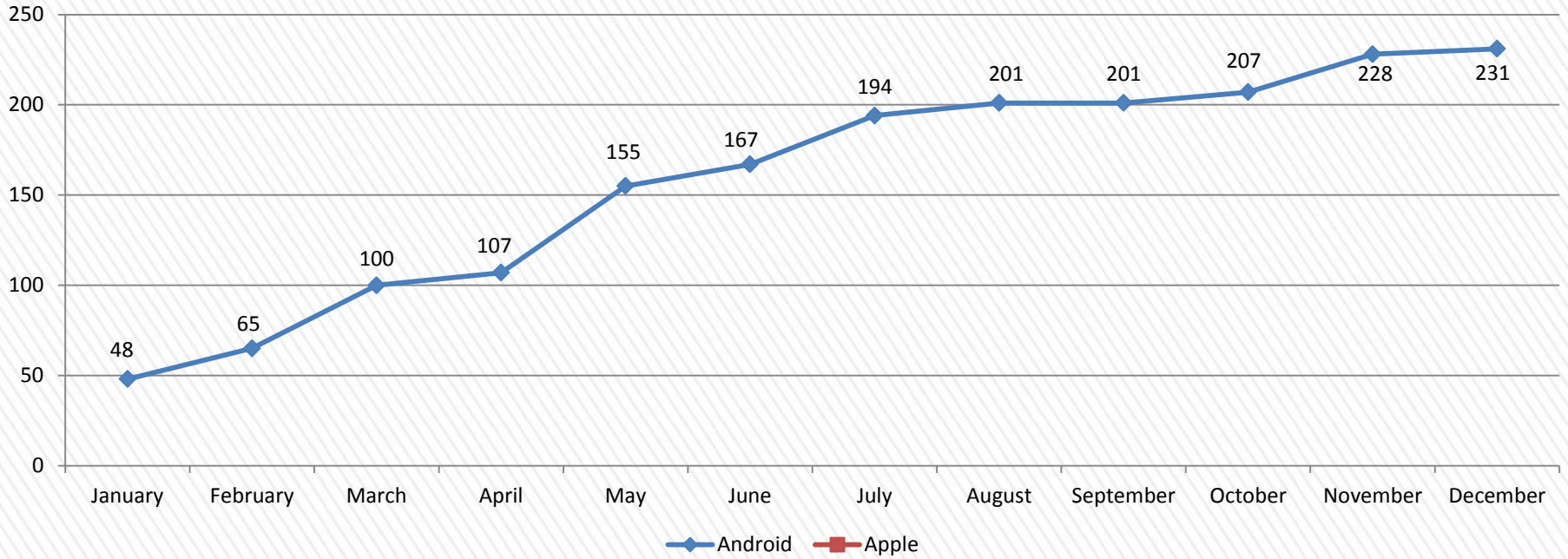


Monthly Active Users (MAU): the number of unique users that opened the app at least once per month





INDIA



ACTIVES – Application opened at least once during a month

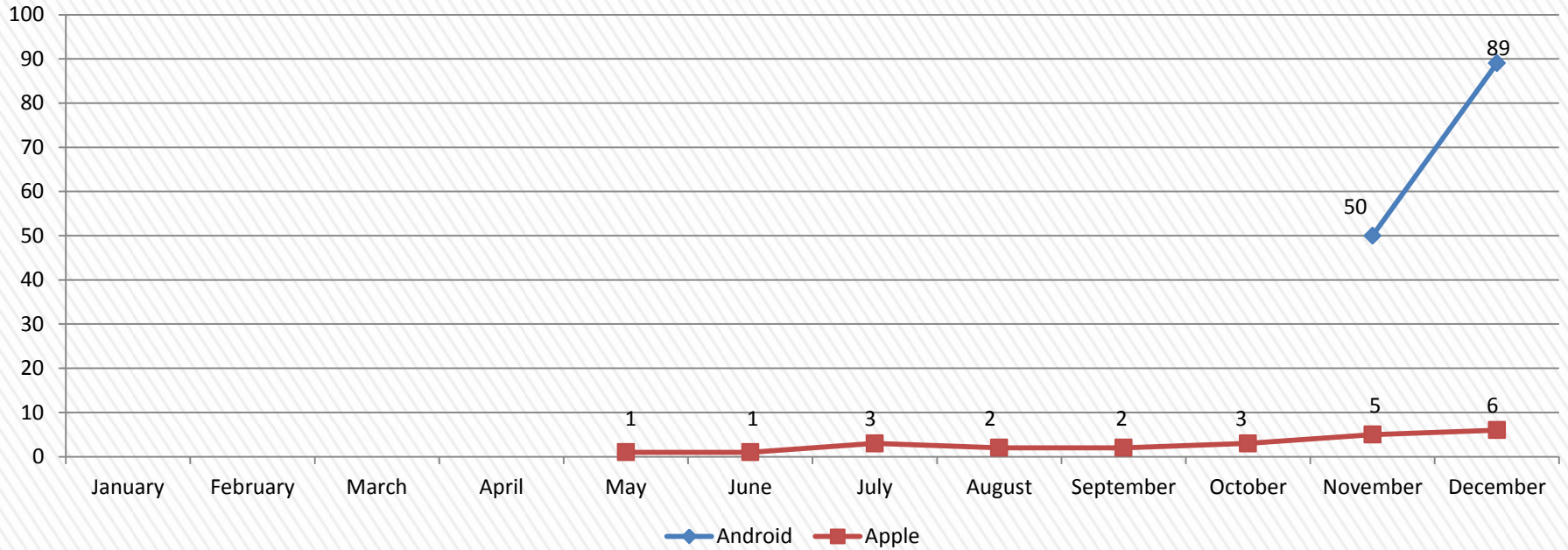
ANDROID - ACTIVES		
1	India	189
2	Kuwait	5
3	Australia	4
4	United States	4
5	Germany	3
TOTAL		231

APPLE - ACTIVES		
1	India	1
2		
3		
4		
5		
TOTAL		1



geolocation of the app, which has been opened at least once in the last 30 days

INDONESIA



ACTIVES – Application opened at least once during a month

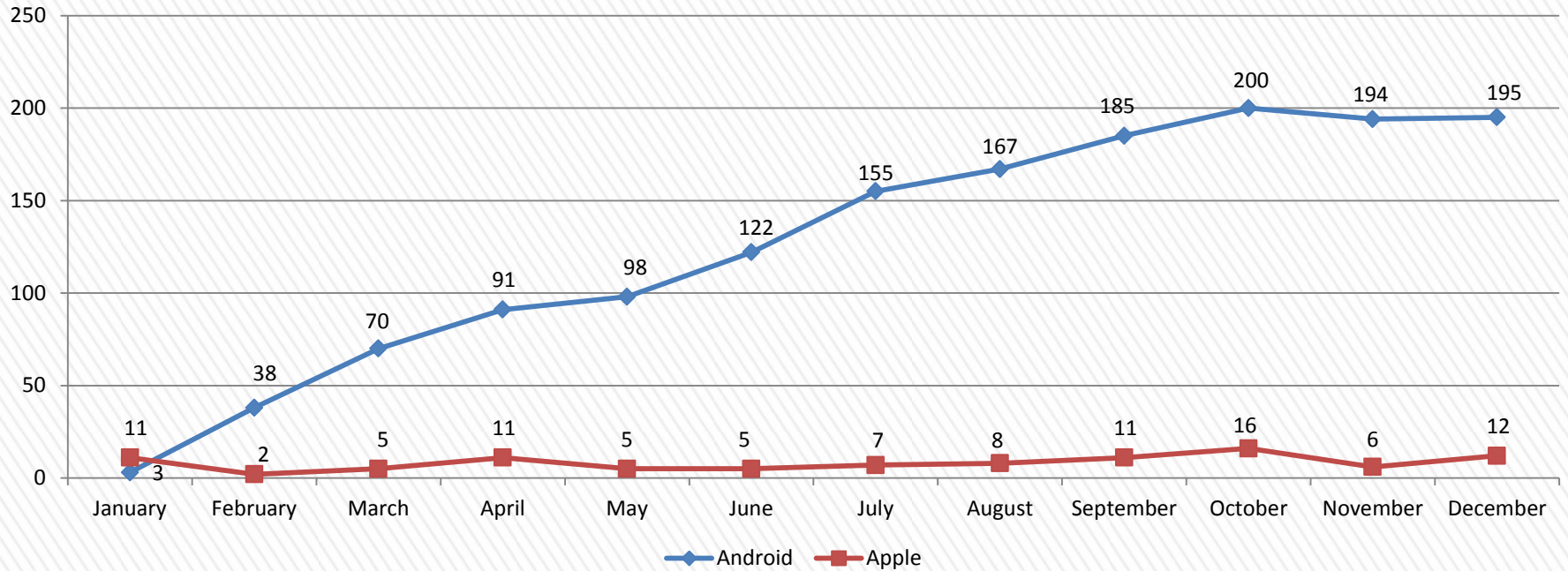
ANDROID - ACTIVES		
1	Indonesia	85
2	Malaysia	2
3	Lithuania	1
4	Singapore	1
5		
TOTAL		89

APPLE - ACTIVES		
1	Indonesia	6
2		
3		
4		
5		
TOTAL		6

geolocation of the app, which has been opened at least once in the last 30 days



PHILIPPINES



ACTIVES – Application opened at least once during a month

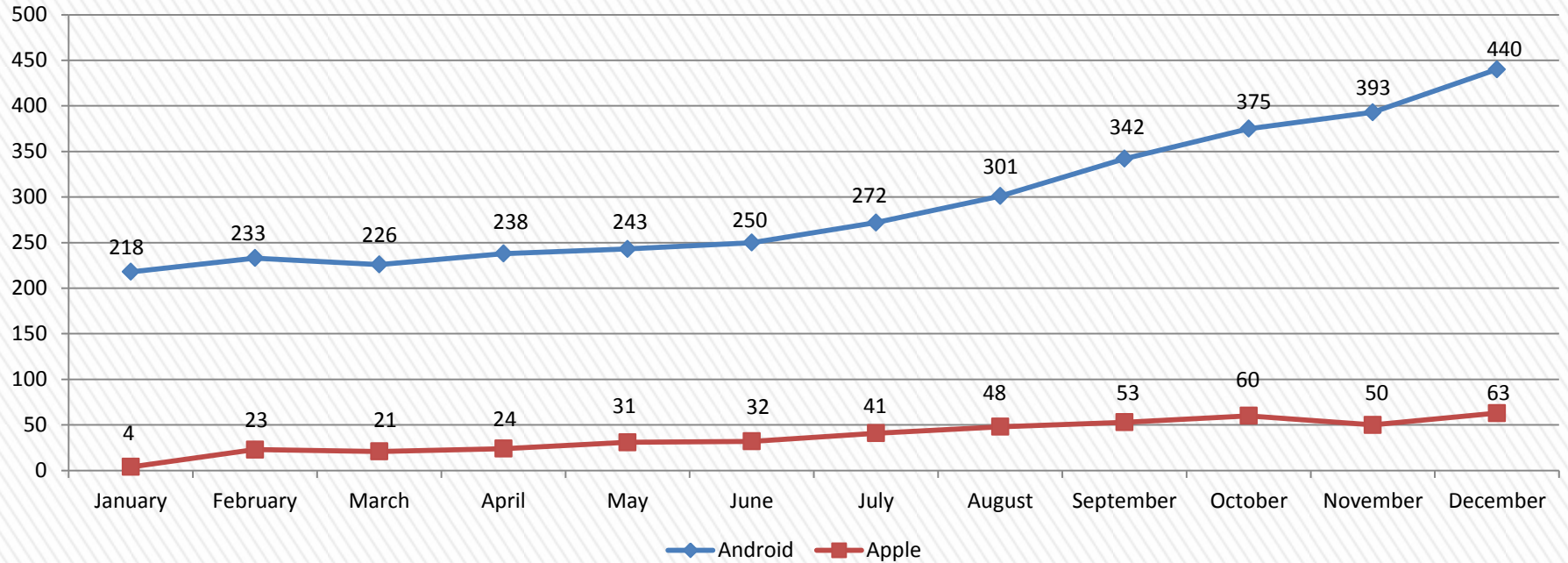
ANDROID - ACTIVES		
1	Philippines	103
2	Italy	22
3	United States	12
4	Hong Kong	9
5	Saudi Arabic	9
TOTAL		195

APPLE - ACTIVES		
1	Philippines	12
2		
3		
4		
5		
TOTAL		12



geolocation of the app, which has been opened at least once in the last 30 days

RADIO MARIAM



ACTIVES – Application opened at least once during a month

ANDROID - ACTIVES		
1	Lebanon	95
2	Jordan	92
3	United States	37
4	Iraq	24
5	Germany	21
TOTAL		440

APPLE - ACTIVES		
1	United States	32
2	Canada	5
3	Lebanon	5
4	Australia	4
5	France	4
TOTAL		63



geolocation of the app, which has been opened at least once in the last 30 days



EUROPE



Actives App - EUROPE

Data updated to 31/12/2018



App Store

DECEMBER 2018

1.		SPAIN	20.523	16.		KOSOVO	58
2.		ITALY	17.095	17.		MACEDONIA	54
3.		GERMANY	6.295	18.		BOSNIA HERZ.	26
4.		ALBANIA	1.680	19.		SERBIA	15
5.		FRANCE	1.324	20.		ARMENIA	8
6.		UKRAINE	759	21.		AUSTRIA	
7.		IRELAND	461	22.		ROMANIA	
8.		SLOVAKIA	372	23.		RUSSIA	
9.		LITHUANIA	340	24.		HUNGARY	
10.		SWITZERLAND	231	25.		ITALY - S. TIROL	
11.		BELARUS	191	26.		ROMANIA (Hun)	
12.		BELGIUM	109	27.		SERBIA (Hun)	
13.		LATVIA	100	28.		SLOVAKIA (Hun)	
14.		CROATIA	91	29.		NETHERLANDS	
15.		MALTA	89				

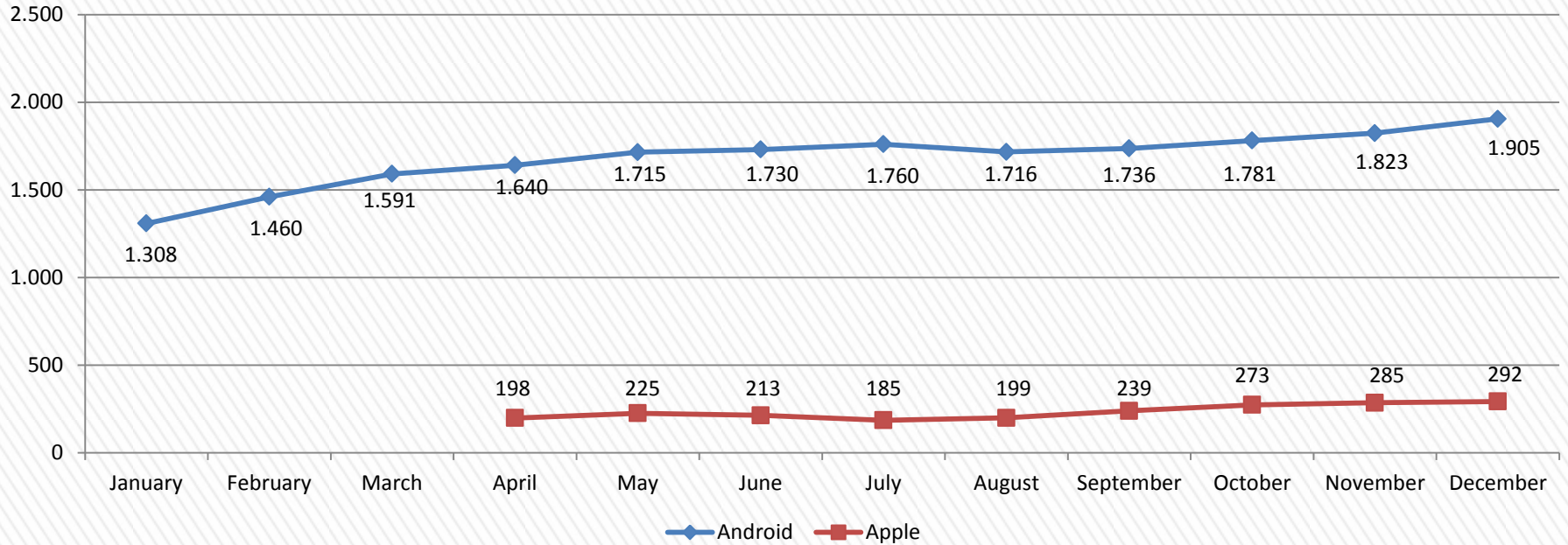
1.		GERMANY	2.715	16.		RUSSIA	4
2.		SPAIN	872	17.		SERBIA	4
3.		ITALY	644	18.		SERBIA (Hun)	3
4.		ALBANIA	218	19.		HUNGARY	3
5.		FRANCE	70	20.		CROATIA	3
6.		SWITZERLAND	28	21.		ROMANIA (Hun)	3
7.		BELGIUM	27	22.		BOSNIA HERZ.	2
8.		LITHUANIA	23	23.		ARMENIA	0
9.		IRELAND	21	24.		AUSTRIA	
10.		UKRAINE	20	25.		ROMANIA	
11.		SLOVAKIA	10	26.		SLOVAKIA (Hun)	
12.		ITALY - S. TIROL	9	27.		MACEDONIA	
13.		BELARUS	5	28.		MALTA	
14.		LATVIA	5	29.		NETHERLANDS	
15.		KOSOVO	5				



Monthly Actives Users (MAU): the number of unique users that opened the app at least once per month



ALBANIA



ACTIVES – Application opened at least once during a month

ANDROID - ACTIVES		
1	Albania	620
2	Italy	309
3	Switzerland	198
4	Kosovo	166
5	Germany	132
TOTAL		1.905

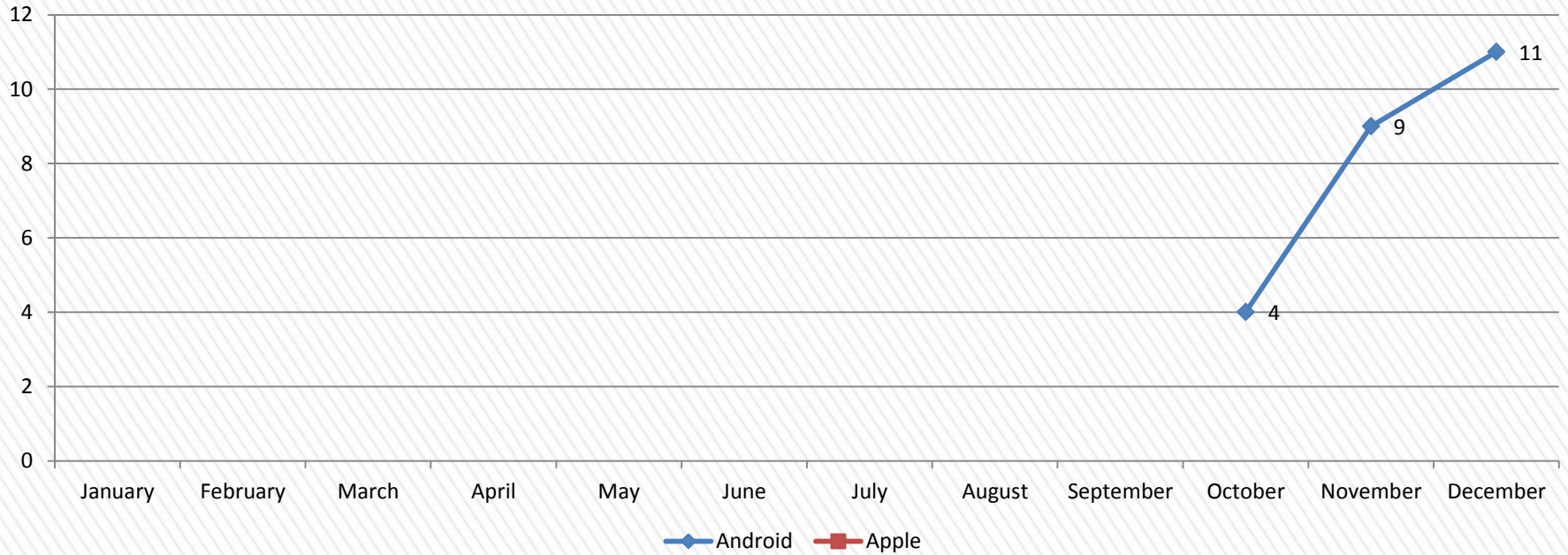
APPLE - ACTIVES		
1	Albania	95
2	Switzerland	70
3	United States	55
4	Italy	19
5	Germany	17
TOTAL		292



geolocation of the app, which has been opened at least once in the last 30 days



ARMENIA



ACTIVES – Application opened at least once during a month

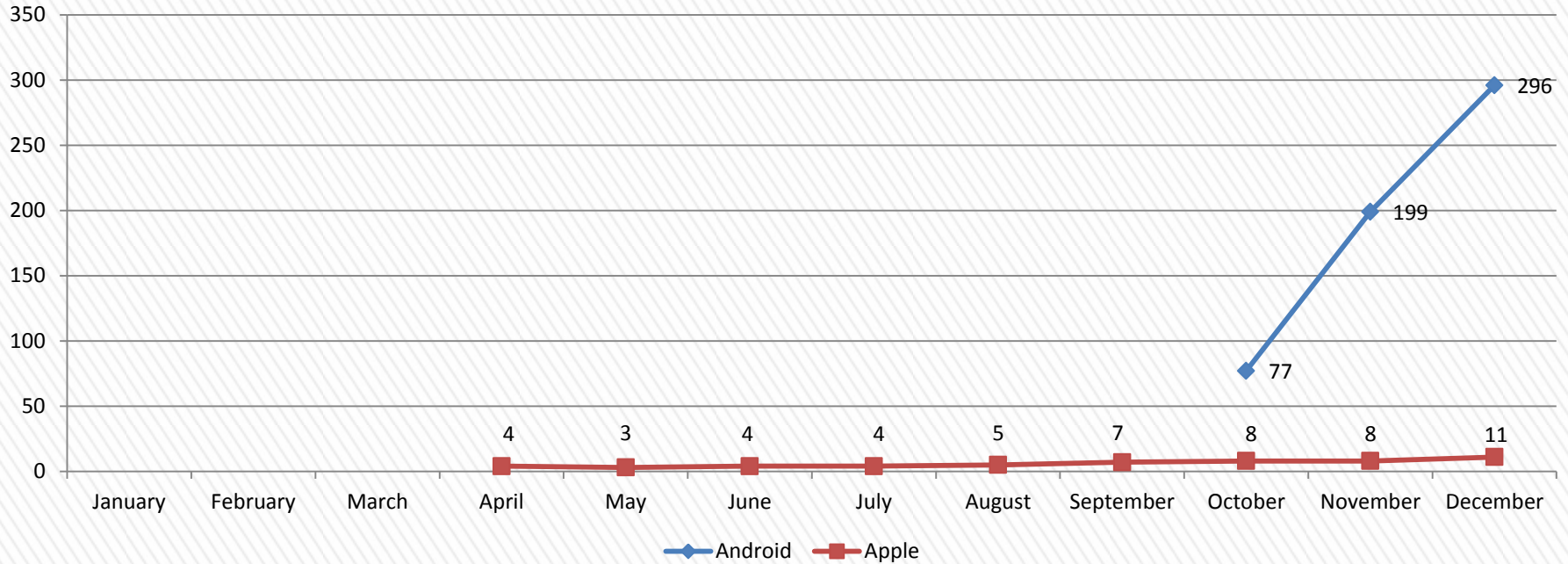
ANDROID - ACTIVES		
1	Armenia	8
2	Italy	2
3	Sweden	1
4		
5		
TOTAL		11



geolocation of the app, which has been opened at least once in the last 30 days



BELARUS



ACTIVES – Application opened at least once during a month

ANDROID - ACTIVES		
1	Belarus	280
2	Russia	6
3	Poland	4
4	Germany	2
5	United Kingdom	1
TOTAL		296

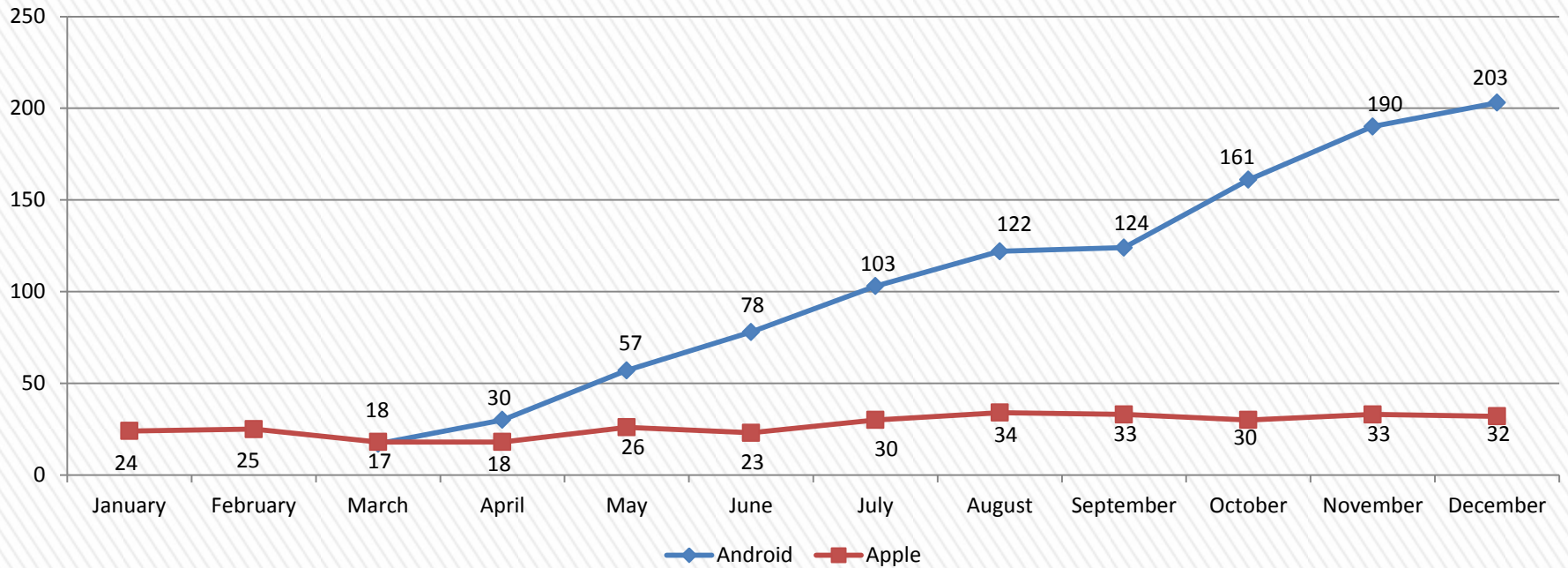
APPLE - ACTIVES		
1	Belarus	11
2		
3		
4		
5		
TOTAL		11



geolocation of the app, which has been opened at least once in the last 30 days



BELGIUM



ACTIVES – Application opened at least once during a month

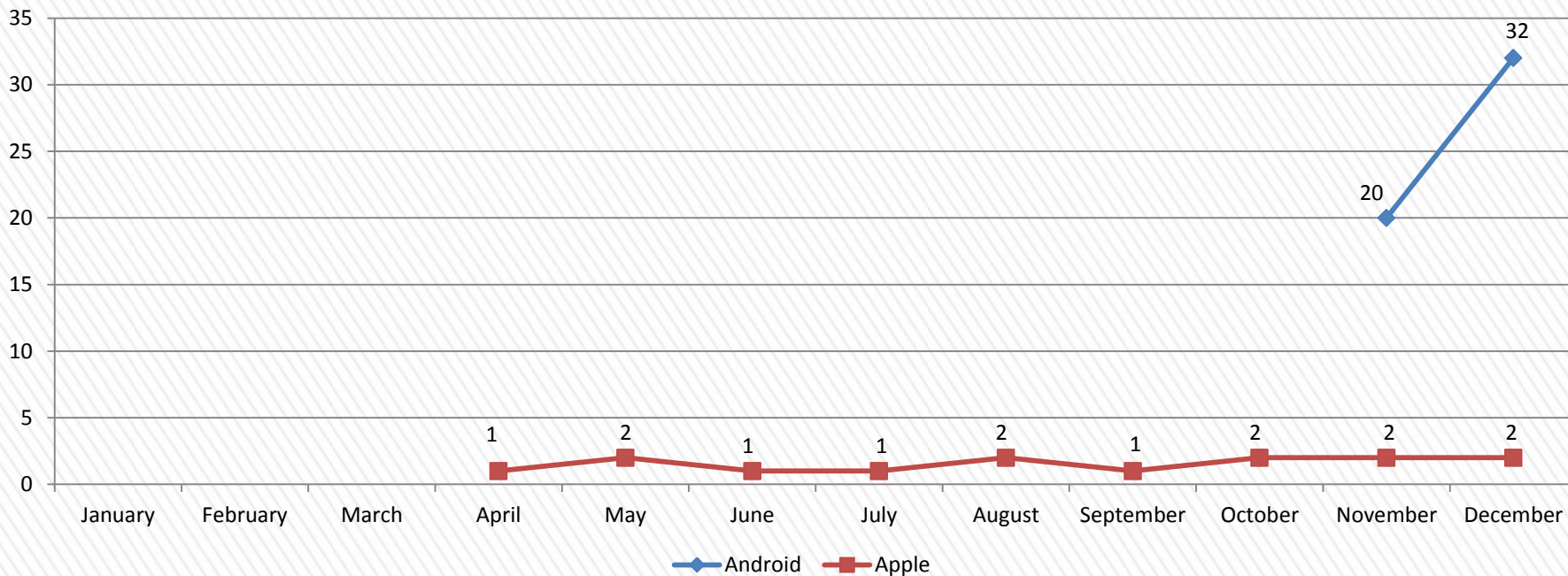
ANDROID - ACTIVES		
1	Belgium	178
2	Netherlands	13
3	Spain	2
4	Romania	2
5	Emirates Arab United	1
TOTAL		203

APPLE - ACTIVES		
1	Belgium	26
2		
3		
4		
5		
TOTAL		26



geolocation of the app, which has been opened at least once in the last 30 days

BOSNIA-HERZEGOVINA



ACTIVES – Application opened at least once during a month

ANDROID - ACTIVES		
1	Bosnia Hercegovina	17
2	Germany	4
3	Croatia	4
4	Austria	2
5	Switzerland	1
TOTAL		32

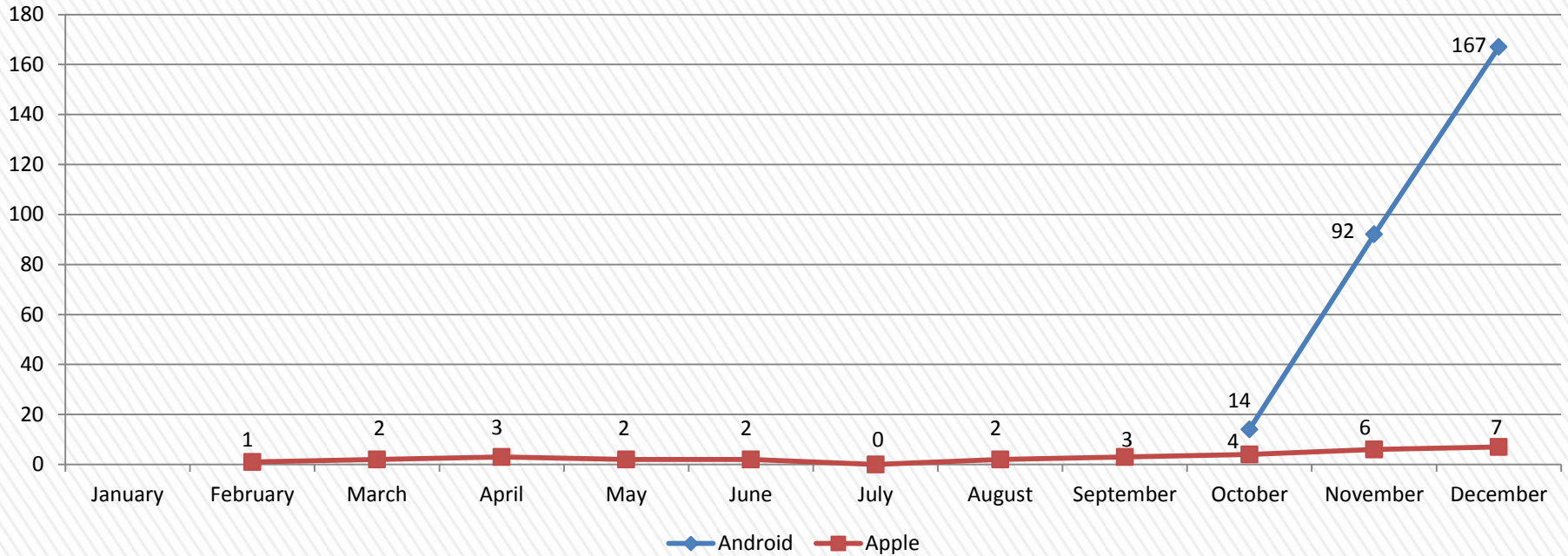
APPLE - ACTIVES		
1	Croatia	2
2		
3		
4		
5		
TOTAL		2



geolocation of the app, which has been opened at least once in the last 30 days



CROATIA



ACTIVES – Application opened at least once during a month

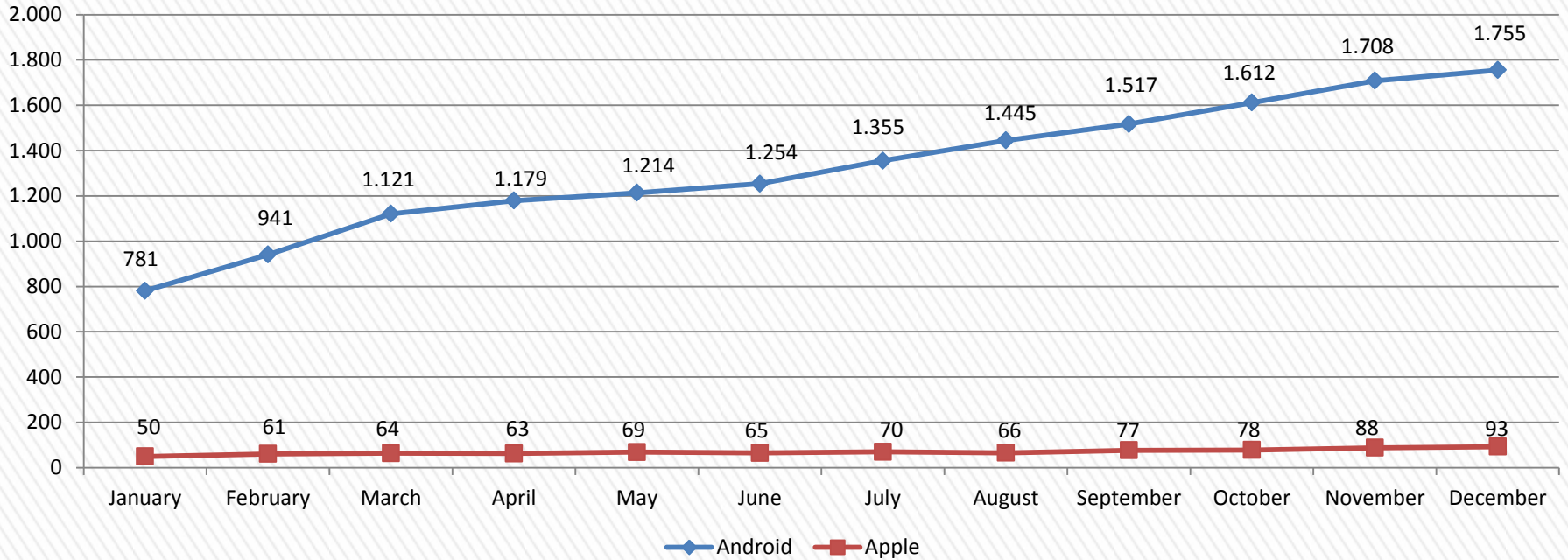
ANDROID - ACTIVES		
1	Croatia	115
2	Germany	21
3	Austria	8
4	Bosnia Hercegovina	6
5	Serbia	5
TOTAL		167

APPLE - ACTIVES		
1	Croatia	7
2		
3		
4		
5		
TOTAL		7



geolocation of the app, which has been opened at least once in the last 30 days

FRANCE



ACTIVES – Application opened at least once during a month

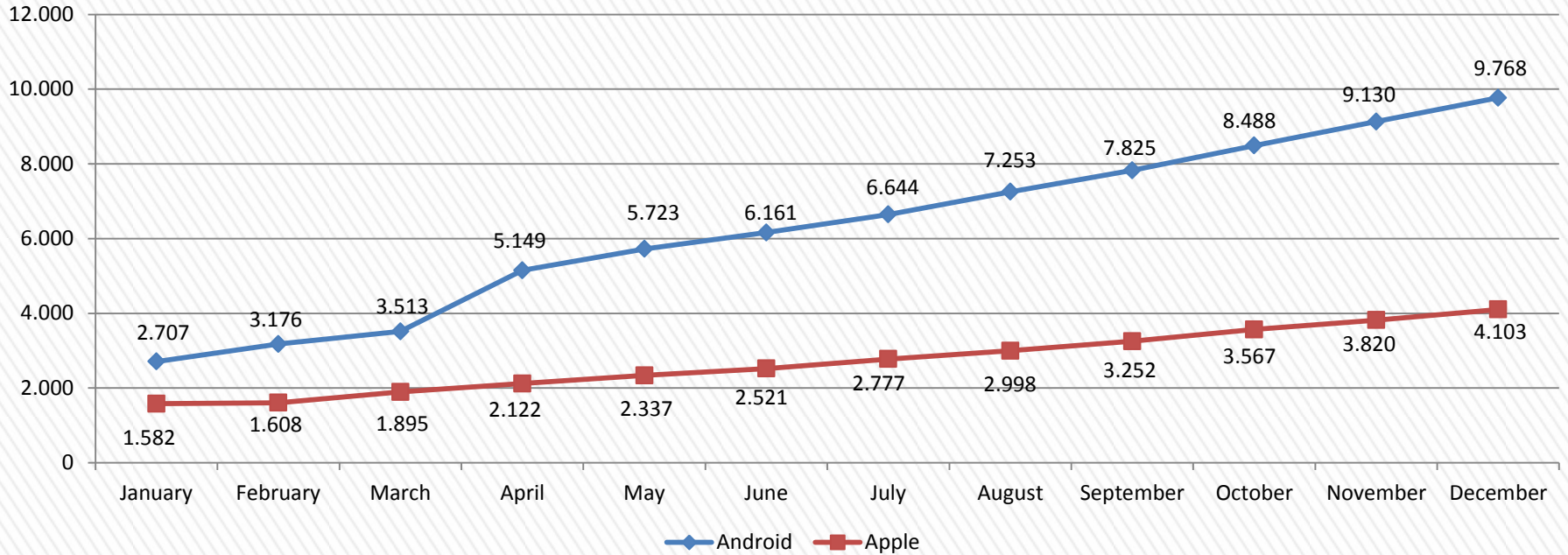
ANDROID - ACTIVES		
1	France	1.102
2	Switzerland	78
3	Belgium	47
4	Guadalupa	40
5	Mauritius	37
TOTAL		1.755

APPLE - ACTIVES		
1	France	91
2		
3		
4		
5		
TOTAL		91



geolocation of the app, which has been opened at least once in the last 30 days

GERMANY



ACTIVES – Application opened at least once during a month

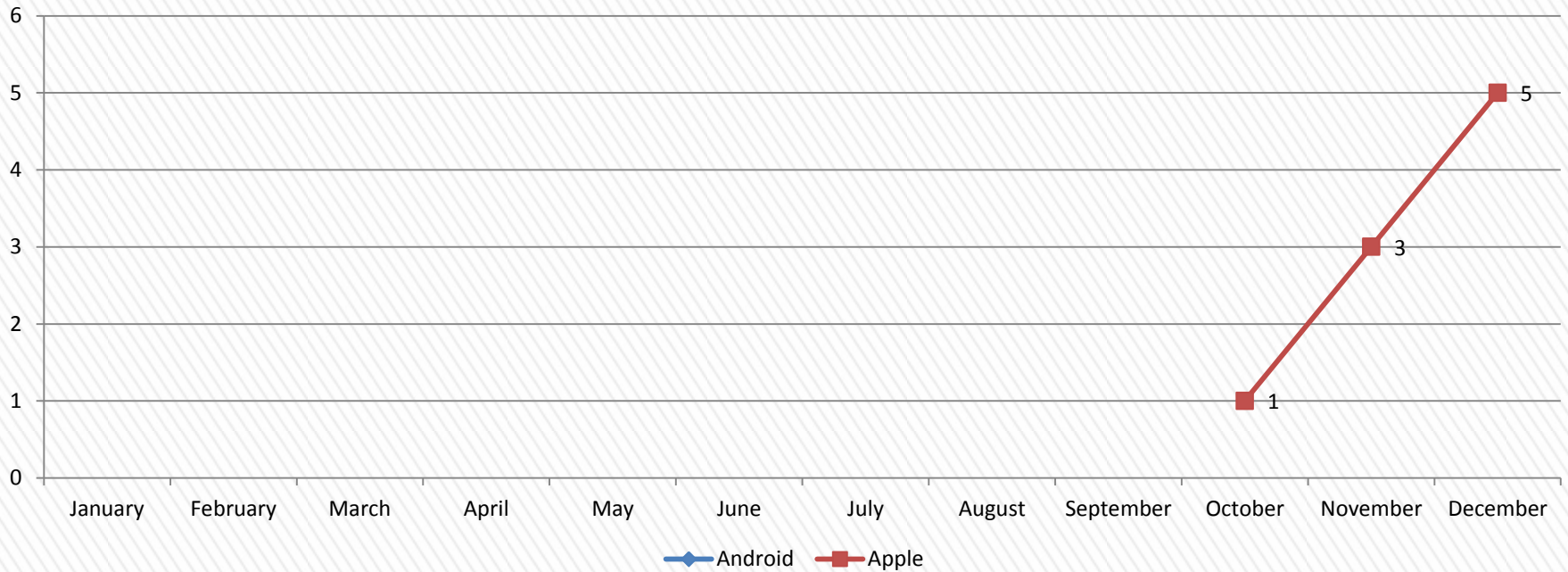
ANDROID - ACTIVES		
1	Germany	4.847
2	Austria	254
3	Switzerland	104
4	Italy	34
5	Poland	21
TOTAL		5.260

APPLE - ACTIVES		
1	Germany	3.260
2	Switzerland	170
3	Austria	168
4	Luxembourg	34
5	United States	27
TOTAL		3.659



geolocation of the app, which has been opened at least once in the last 30 days

HUNGARY



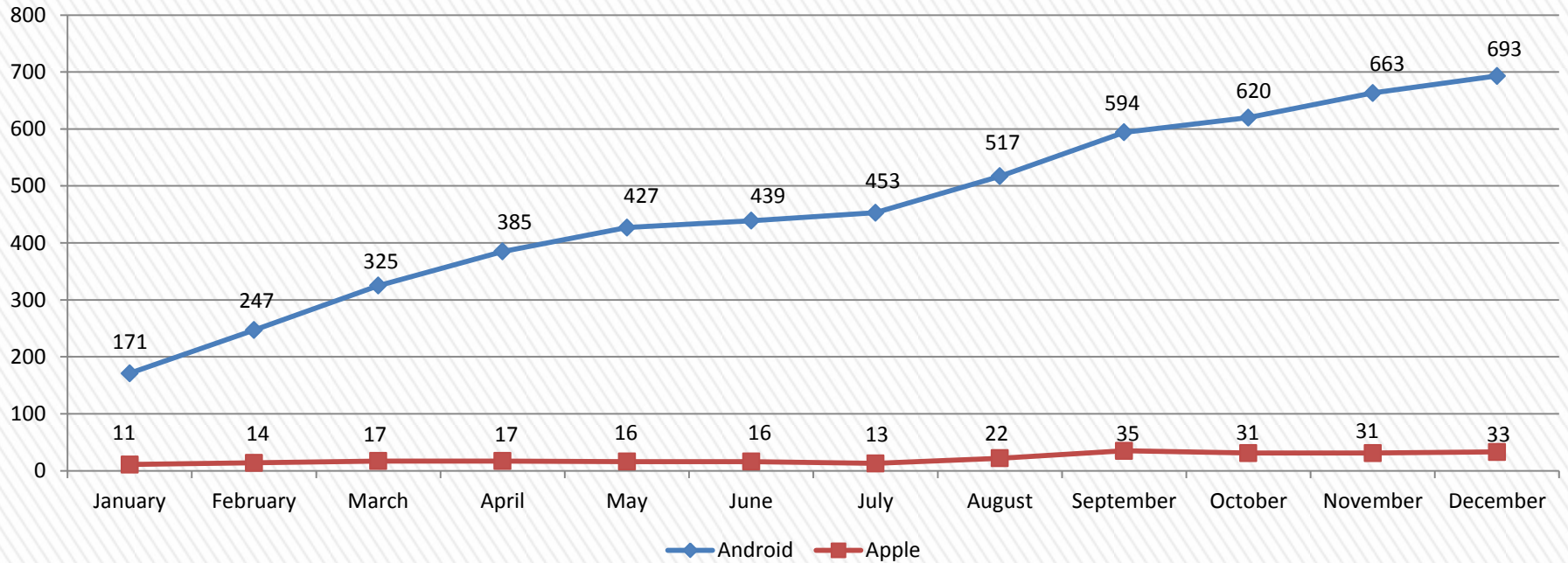
ACTIVES – Application opened at least once during a month

APPLE - ACTIVES		
1	Hungary	5
2		
3		
4		
5		
TOTAL		5



geolocation of the app, which has been opened at least once in the last 30 days

IRELAND



ACTIVES – Application opened at least once during a month

ANDROID - ACTIVES		
1	Ireland	506
2	United Kingdom	107
3	Italy	13
4	Spain	12
5	United States	12
TOTAL		693

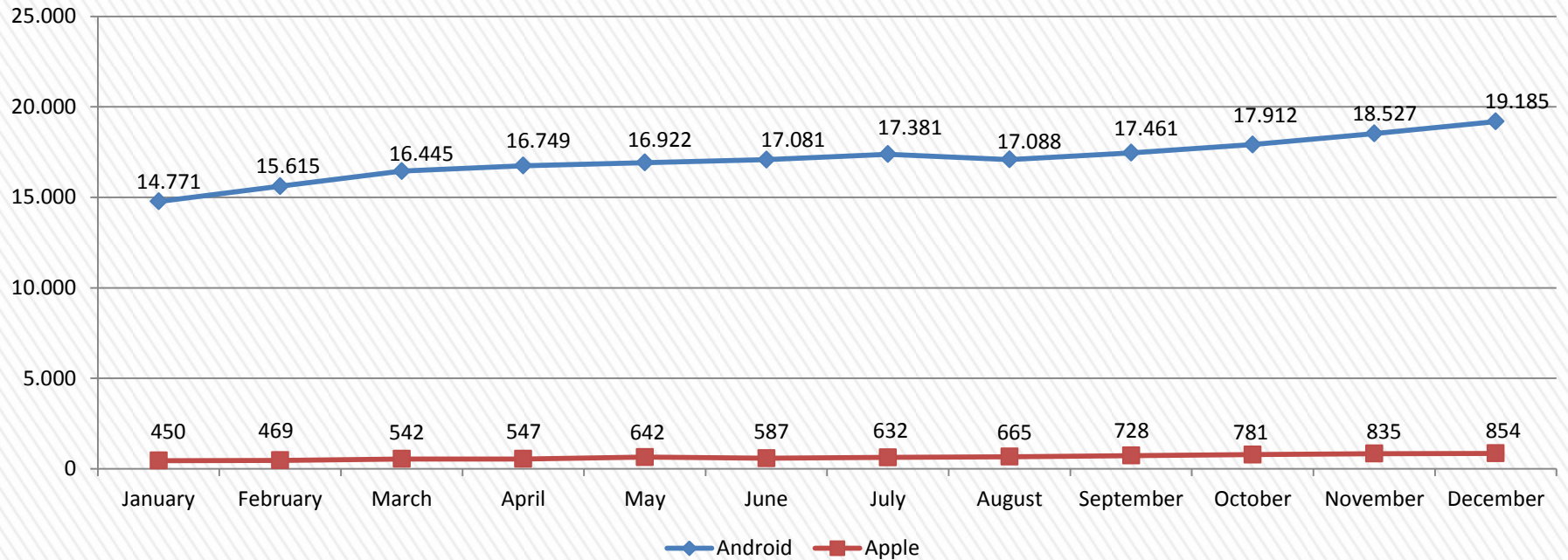
APPLE - ACTIVES		
1	Ireland	33
2		
3		
4		
5		
TOTAL		33



geolocation of the app, which has been opened at least once in the last 30 days

IT

ITALY



ACTIVES – Application opened at least once during a month

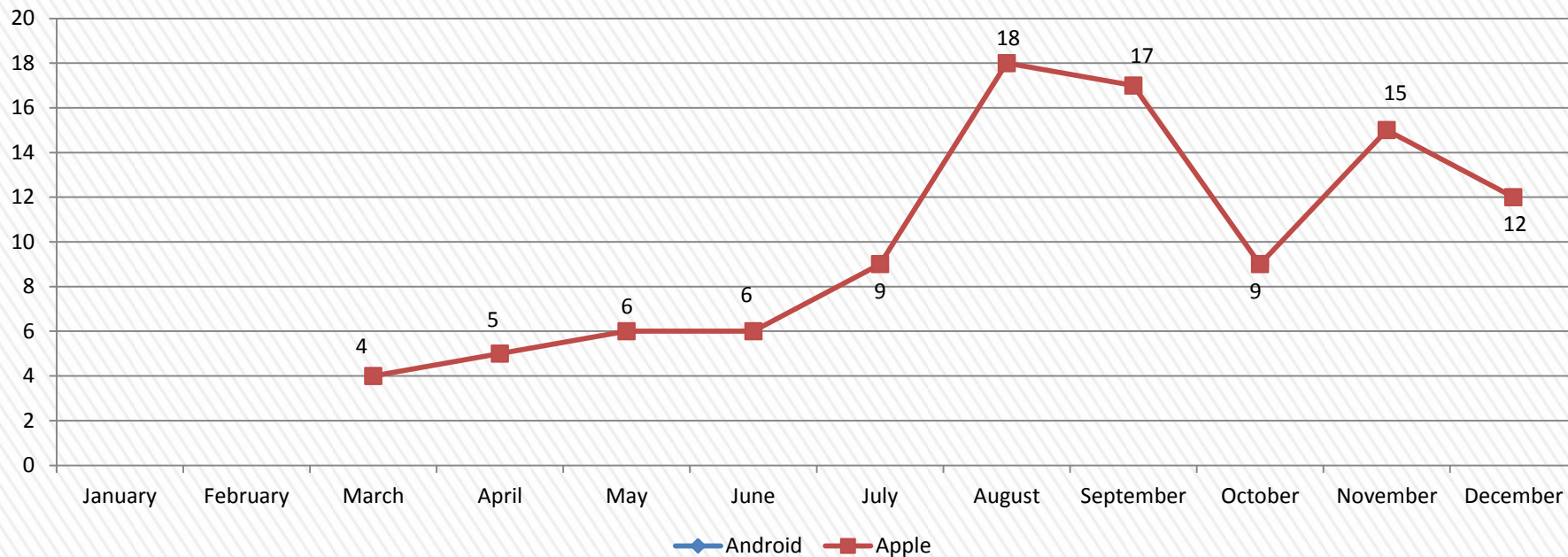
ANDROID - ACTIVES		
1	Italy	17,591
2	Germany	197
3	Switzerland	177
4	Brazil	108
5	United States	108
TOTAL		19,185

APPLE - ACTIVES		
1	Italy	829
2	United States	7
3	Switzerland	5
4	Germany	3
5	Canada	2
TOTAL		854



geolocation of the app, which has been opened at least once in the last 30 days

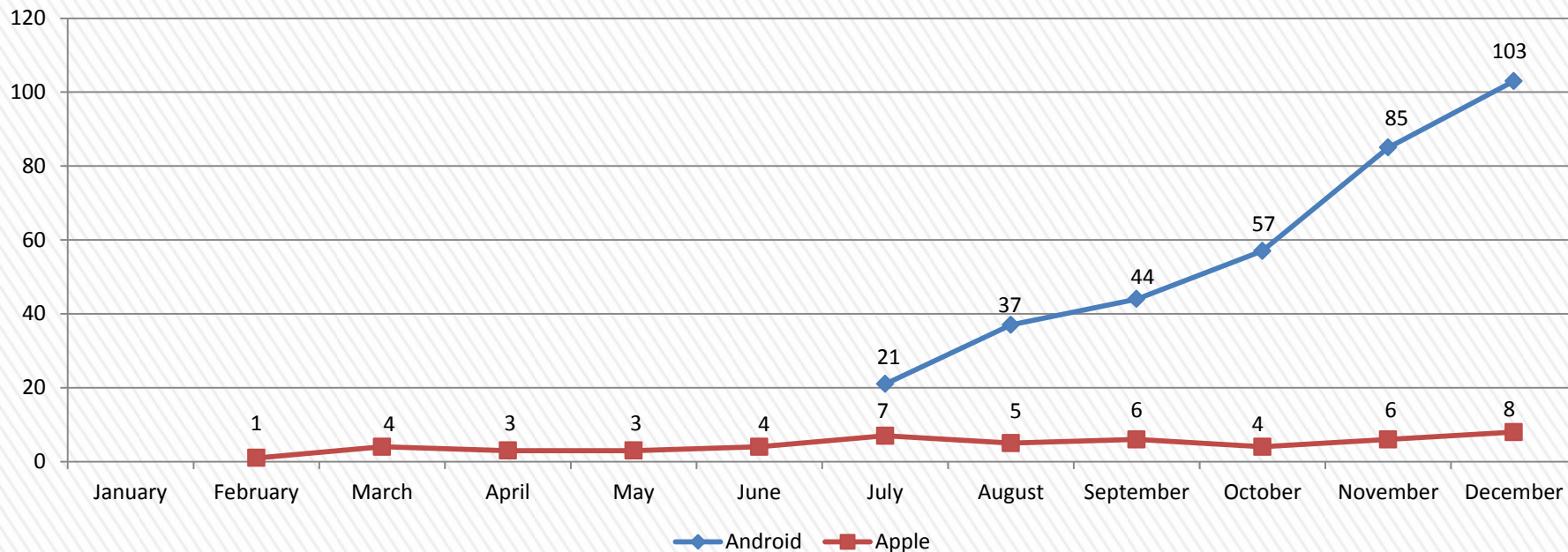
IT - ITALY – SOUTH TYROL



ACTIVES – Application opened at least once during a month

APPLE - ACTIVES		
1	Switzerland	5
2	Austria	4
3	Germany	3
4		
5		
TOTAL		12

geolocation of the app, which has been opened at least once in the last 30 days



ACTIVES – Application opened at least once during a month

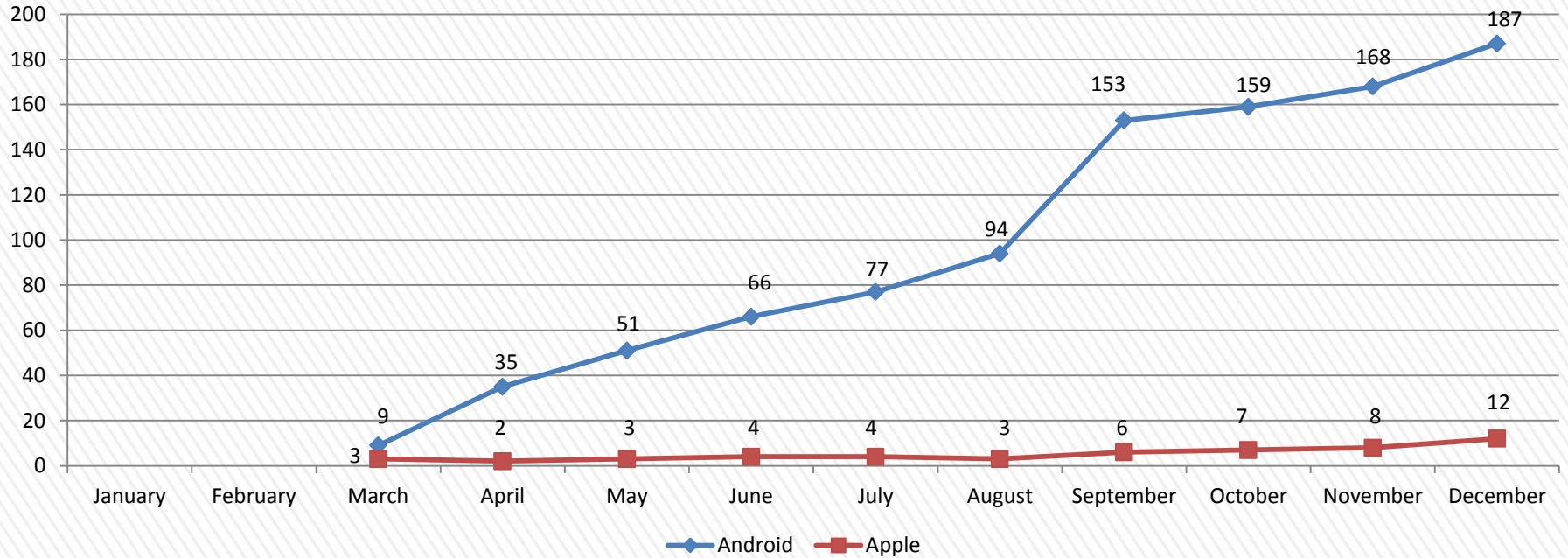
ANDROID - ACTIVES		
1	Kosovo	30
2	Switzerland	19
3	Germany	12
4	Albania	9
5	Unknown	5
TOTAL		103

APPLE - ACTIVES		
1	Albania	8
2		
3		
4		
5		
TOTAL		8



geolocation of the app, which has been opened at least once in the last 30 days

LATVIA



ACTIVES – Application opened at least once during a month

ANDROID - ACTIVES		
1	Latvia	176
2	Romania	2
3	Switzerland	1
4	Czech Republic	1
5	France	1
TOTAL		187

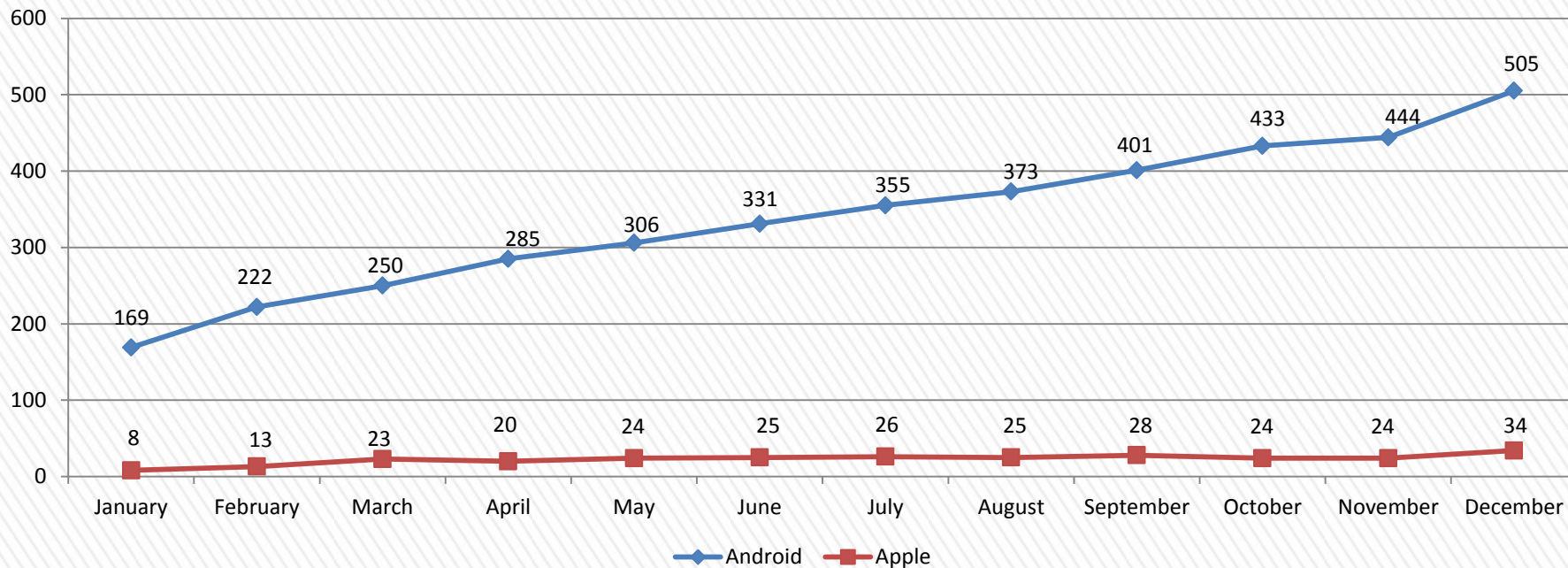
APPLE - ACTIVES		
1	Latvia	12
2		
3		
4		
5		
TOTAL		12



geolocation of the app, which has been opened at least once in the last 30 days



LITHUANIA



ACTIVES – Application opened at least once during a month

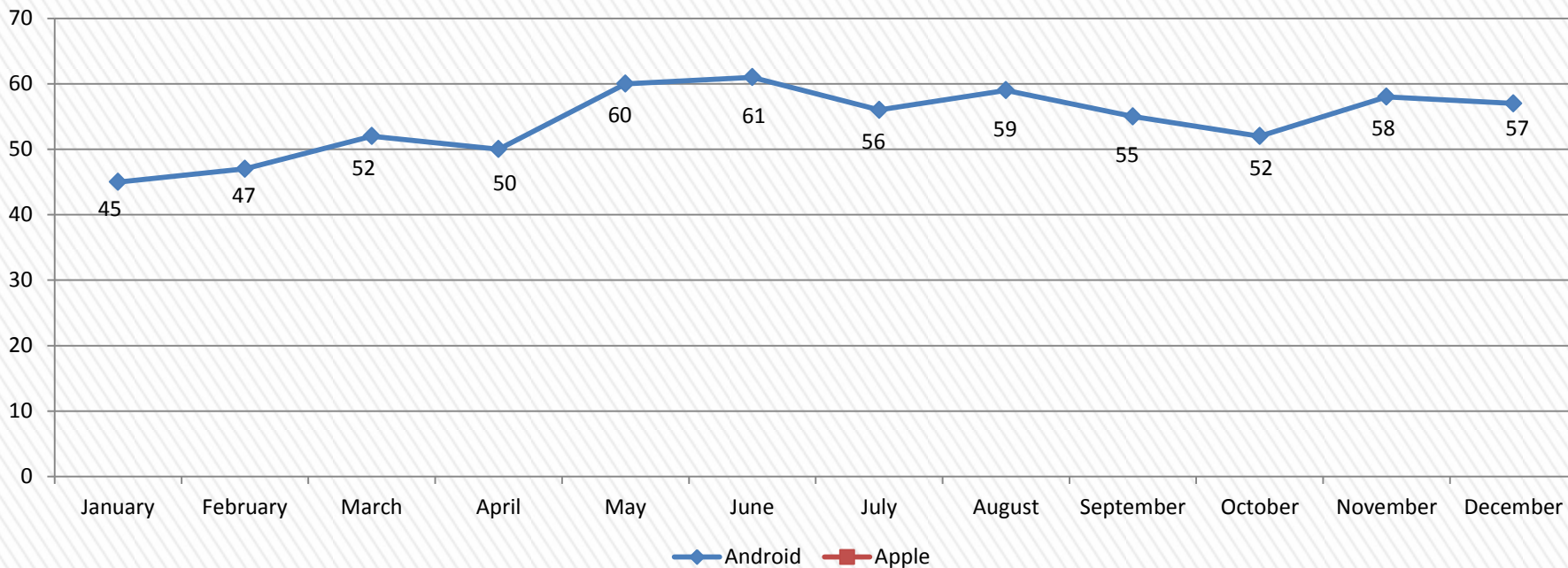
ANDROID - ACTIVES		
1	Lithuania	438
2	United Kingdom	19
3	Germany	10
4	Ireland	9
5	Norway	5
TOTAL		505

APPLE - ACTIVES		
1	Lithuania	25
2		
3		
4		
5		
TOTAL		25

geolocation of the app, which has been opened at least once in the last 30 days



MACEDONIA

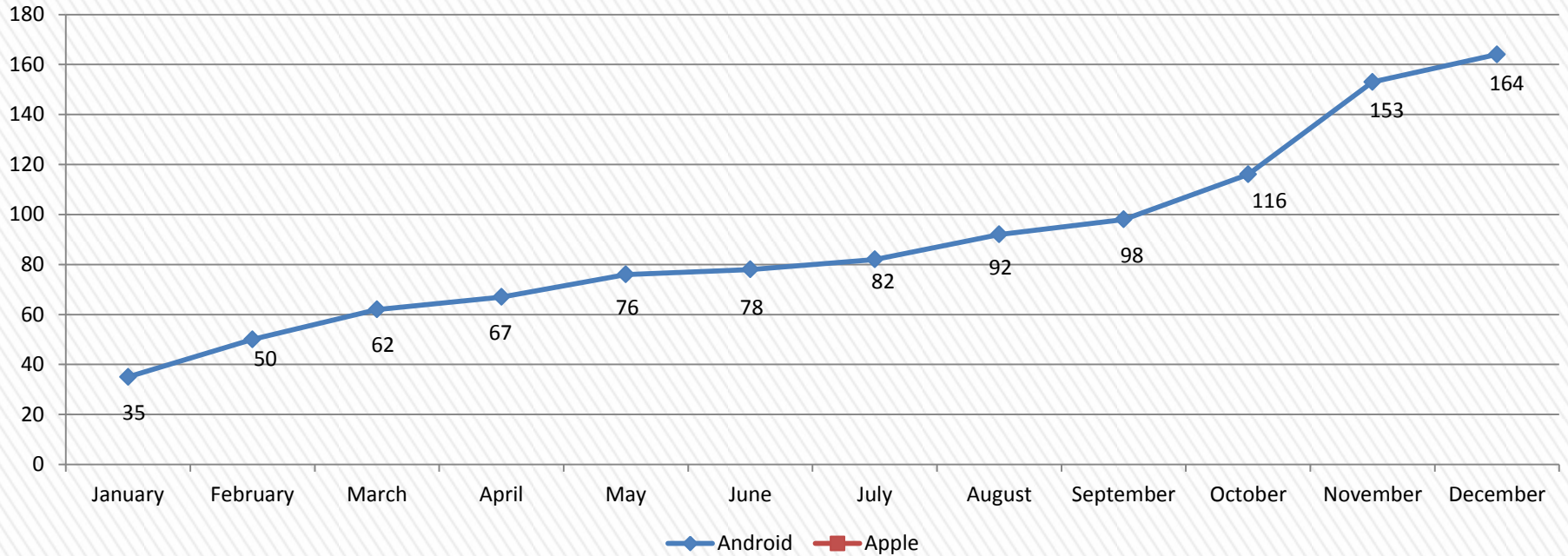


ACTIVES – Application opened at least once during a month

ANDROID - ACTIVES		
1	Macedonia	46
2	United Kingdom	2
3	Sweden	2
4	Austria	1
5	Germany	1
TOTAL		57



geolocation of the app, which has been opened at least once in the last 30 days



ACTIVES – Application opened at least once during a month

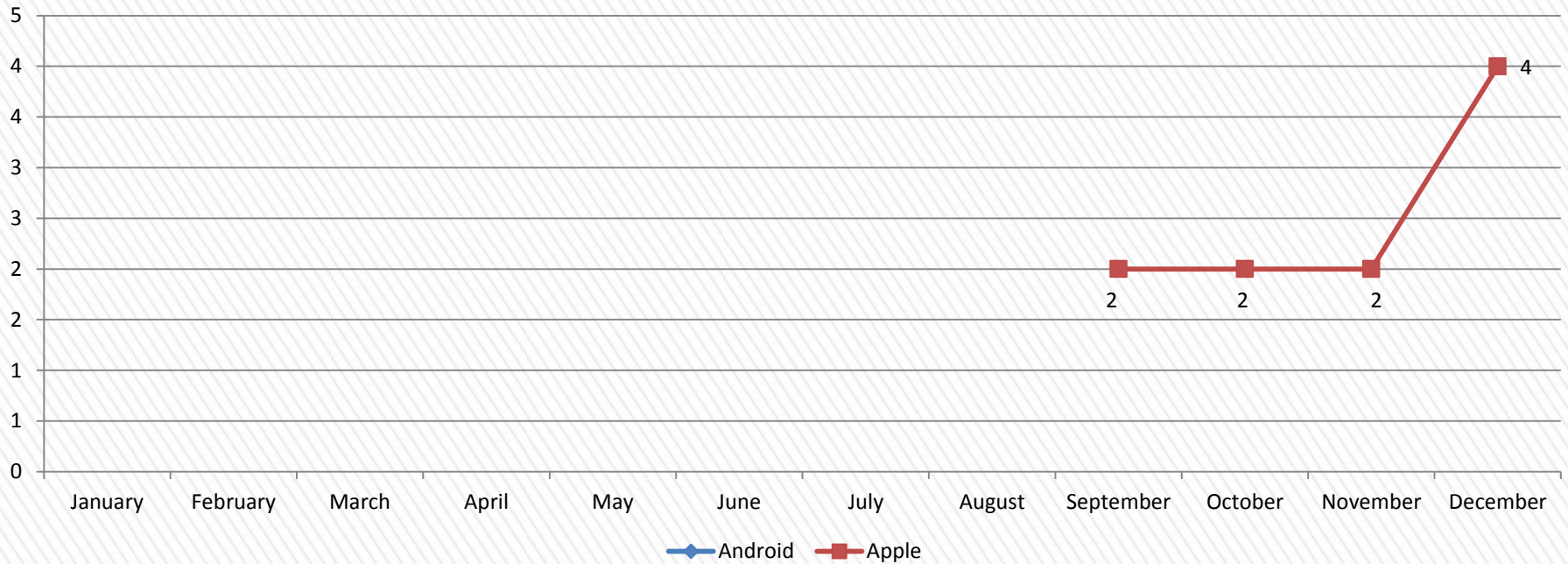
ANDROID - ACTIVES		
1	Malta	128
2	Australia	16
3	Canada	5
4	United Kingdom	3
5	United States	3
TOTAL		164

APPLE - ACTIVES		
1	Italy	16.453
2	Germany	176
3	Switzerland	174
4	United States	123
5	Brazil	111
TOTAL		17.992



geolocation of the app, which has been opened at least once in the last 30 days

ROMANIA (hun)



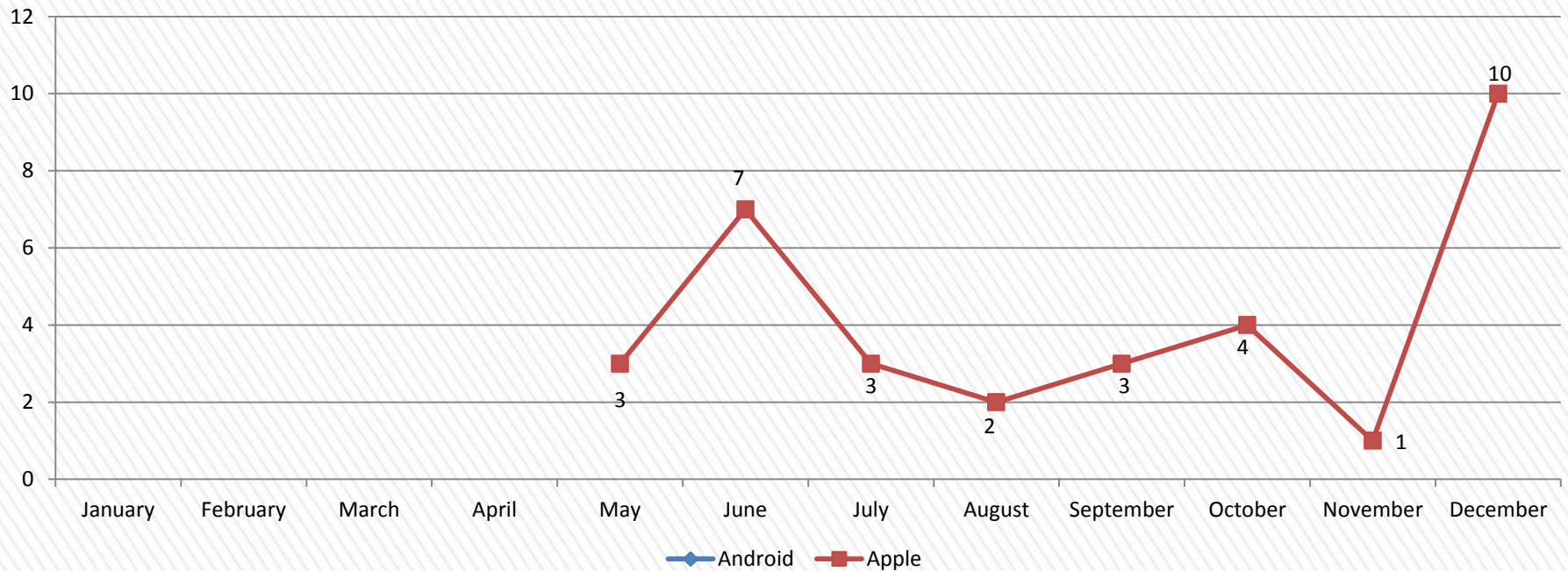
ACTIVES – Application opened at least once during a month

APPLE - ACTIVES		
1	Romania	4
2		
3		
4		
5		
TOTAL		4



geolocation of the app, which has been opened at least once in the last 30 days

RUSSIA



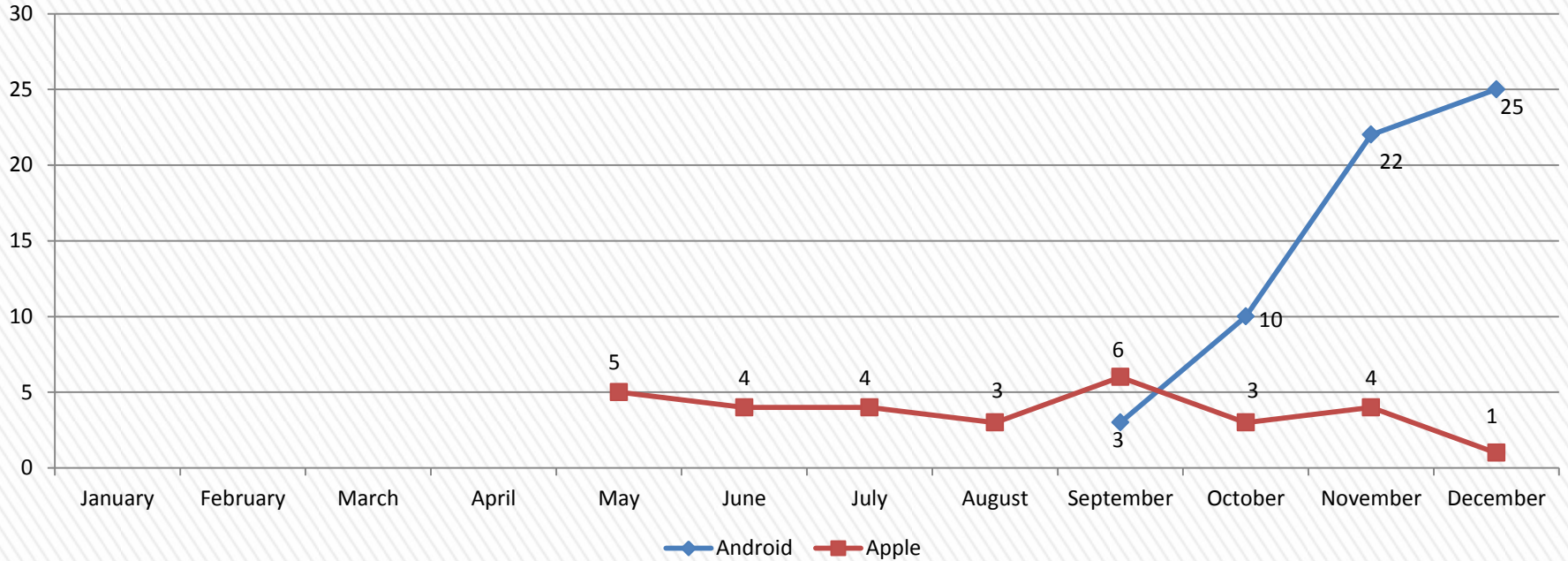
ACTIVES – Application opened at least once during a month

APPLE - ACTIVES		
1	Russia	10
2		
3		
4		
5		
TOTAL		10

geolocation of the app, which has been opened at least once in the last 30 days



SERBIA



ACTIVES – Application opened at least once during a month

ANDROID - ACTIVES		
1	Serbia	16
2	Croatia	3
3	Switzerland	1
4	Germany	1
5	Iran	1
TOTAL		25

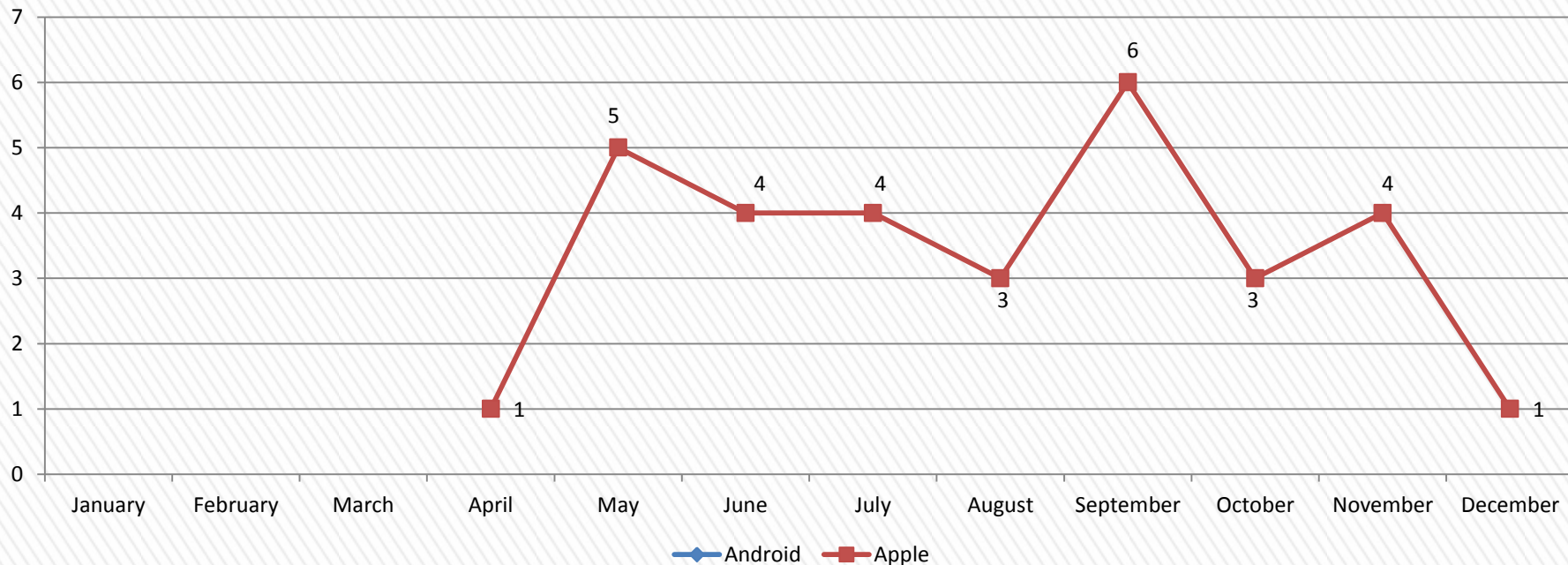
APPLE - ACTIVES		
1	Serbia	1
2		
3		
4		
5		
TOTAL		1



geolocation of the app, which has been opened at least once in the last 30 days



SERBIA (hun)



ACTIVES – Application opened at least once during a month

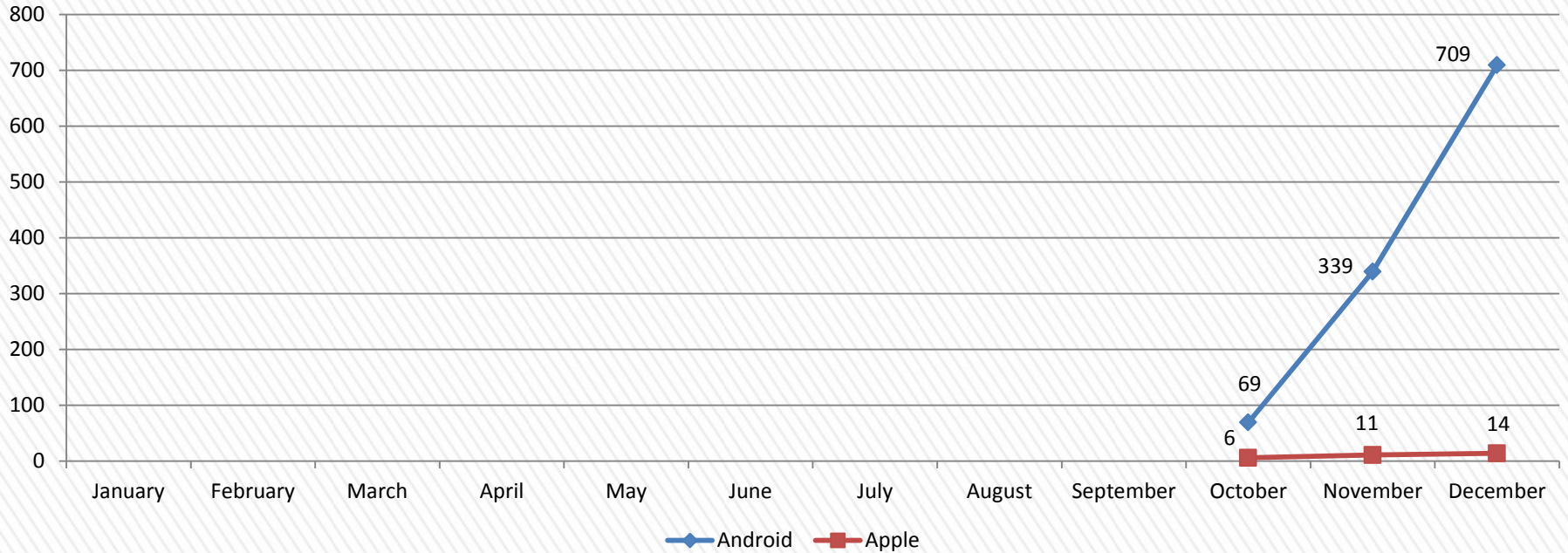
APPLE - ACTIVES		
1	United States	1
2		
3		
4		
5		
TOTAL		1



geolocation of the app, which has been opened at least once in the last 30 days



SLOVAKIA



ACTIVES – Application opened at least once during a month

ANDROID - ACTIVES		
1	Slovakia	654
2	Czech Republic	26
3	Austria	10
4	Switzerland	2
5	Germany	2
TOTAL		709

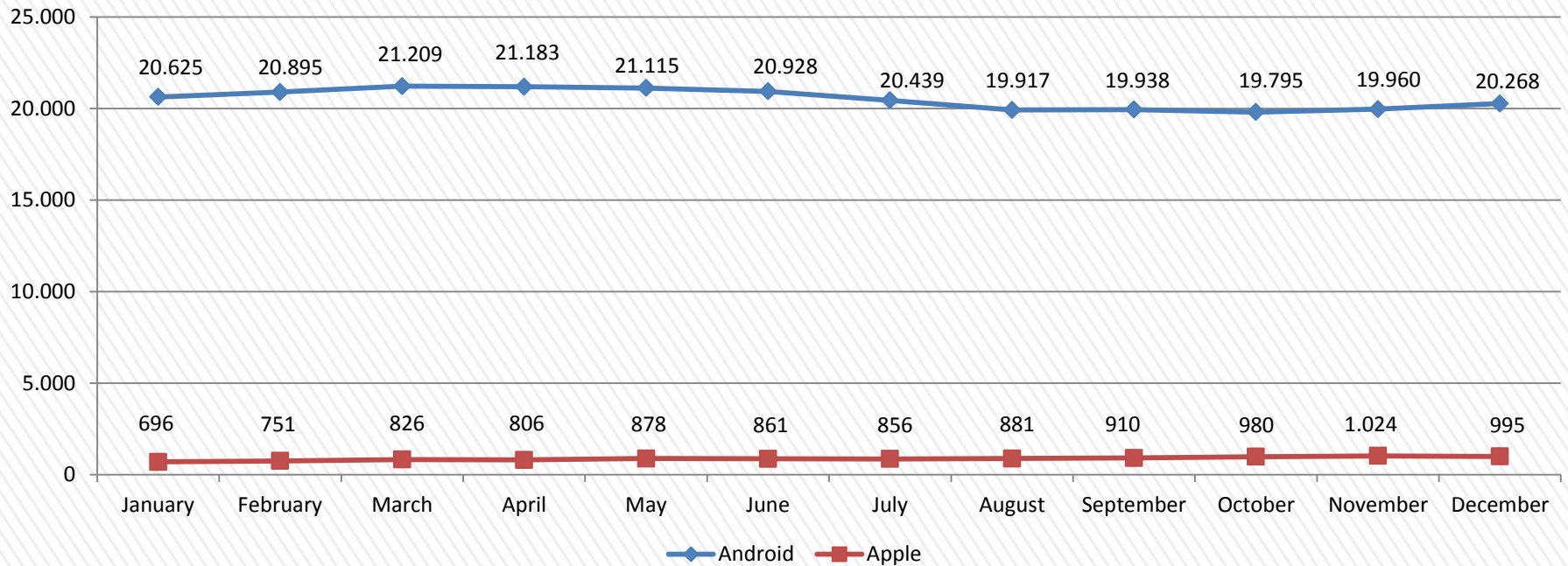
APPLE - ACTIVES		
1	Slovakia	14
2		
3		
4		
5		
TOTAL		17.992



geolocation of the app, which has been opened at least once in the last 30 days



SPAIN



ACTIVES – Application opened at least once during a month

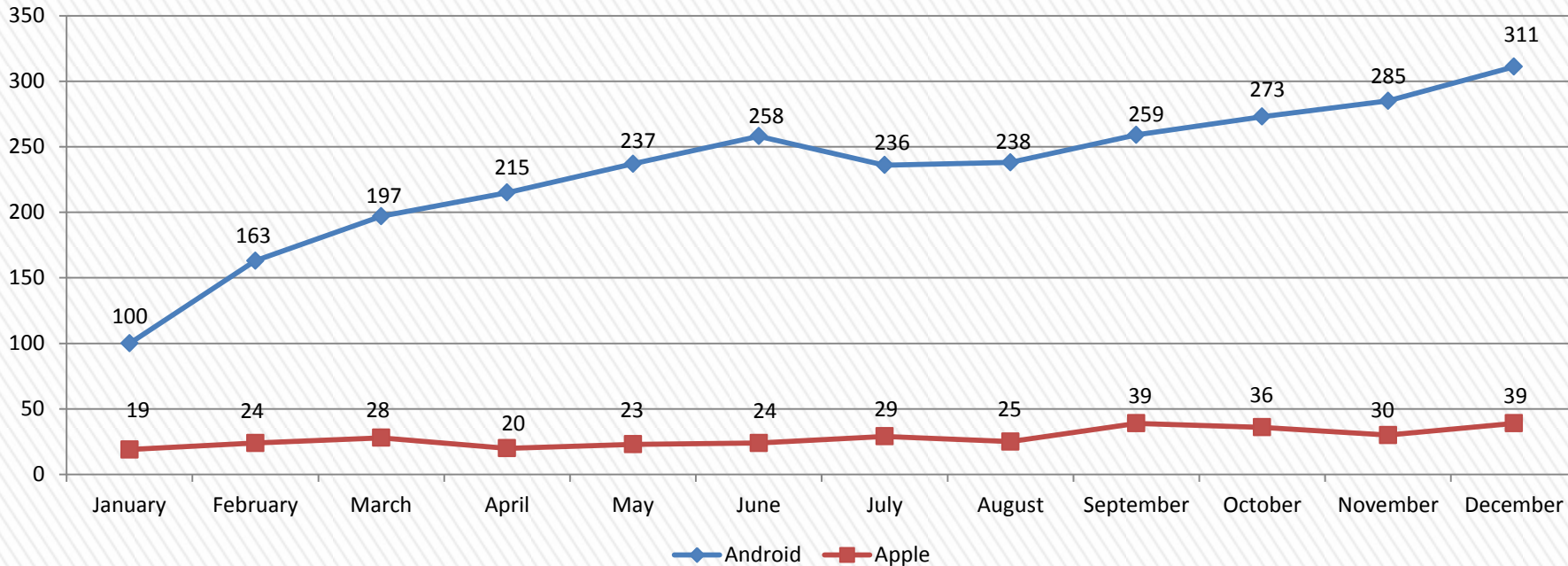
ANDROID - ACTIVES		
1	Spain	18.646
2	United States	268
3	Mexico	182
4	Colombia	162
5	Argentina	56
TOTAL		20.268

APPLE - ACTIVES		
1	Spain	959
2	Mexico	10
3	United Kingdom	7
4	United States	5
5	Netherlands	4
TOTAL		995



geolocation of the app, which has been opened at least once in the last 30 days

SWITZERLAND



ACTIVES – Application opened at least once during a month

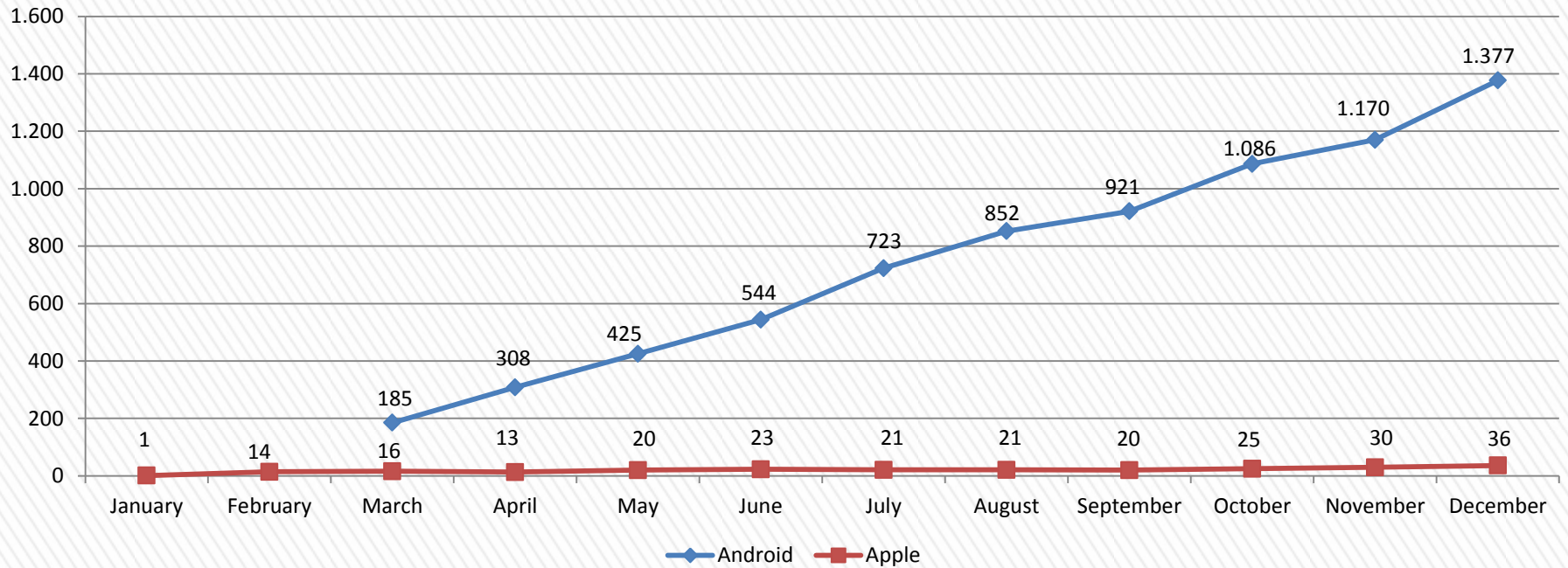
ANDROID - ACTIVES		
1	Switzerland	251
2	Germany	28
3	Austria	7
4	Italy	5
5	France	3
TOTAL		311

APPLE - ACTIVES		
1	Switzerland	39
2		
3		
4		
5		
TOTAL		39



geolocation of the app, which has been opened at least once in the last 30 days

UKRAINE



ACTIVES – Application opened at least once during a month

ANDROID - ACTIVES		
1	Ukraine	1.212
2	Poland	45
3	Italy	34
4	United States	15
5	Spain	9
TOTAL		1.377

APPLE - ACTIVES		
1	Ukraine	26
2		
3		
4		
5		
TOTAL		26



geolocation of the app, which has been opened at least once in the last 30 days