

Radio Maria: Web & Digital

2023

January-December





TOTAL WEBSITES WITH STATISTICS

88



Jan-Dec 2023

America	(-44.81%)	78.146
Africa	(+16.78%)	22.135
Asia/Oceania	(-16.53%)	3.752
Europe	(+3.90%)	515.528
TOTAL	(+6.98%)	597.426

Monthly average of users (january-december 2023) and increase/decrease (january-december 2022)

Applications

average monthly active devices

Jan-Dec
2023

ANDROID



APPLE



2.989	(+9.7 %)	America	(+6.2 %)	129
2.749	(+2.1 %)	Africa	(+25.8 %)	17
622	(-5.2 %)	Asia/Oceania	(-11.8%)	25
5.284	(+7.0 %)	Europe	(+7.5 %)	306
11.643	(+5.7 %)	TOTAL	(+6.5 %)	477
2.911	(+5.7 %)	average	(+6.5 %)	119



Average of listening (january-december 2023) and increase/decrease (january-december 2022)



Radio Maria Play

update
31.12.2023

91.494 (+66.5 %) **podcast**
1.180 (+52.3 %) **authors**
19.761 (+36.5 %) **subscribers**



21 **radios in**
podcast
(+50 %)

average daily users



3.186
(+17.7 %)

2.023 
(+0.01 %)

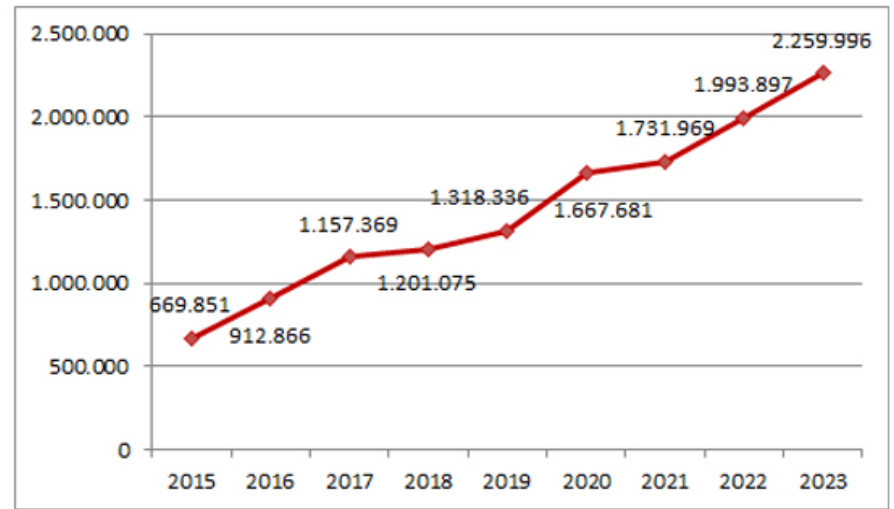
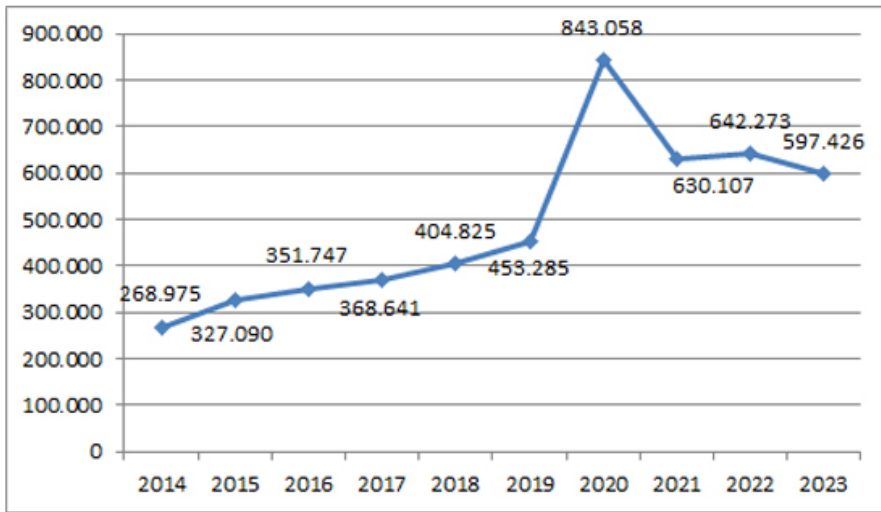
Top Countries

-  **Italy**
-  **United States**
-  **Austria**
-  **France**
-  **Romania**

top 5 countries with longer using duration



Comparison between year 2023 and 2022



Website Radio Maria: average users

AVERAGE JANUARY-DECEMBER 2023





















































1.		ITALY	227.648	11,20	30.		MEXICO	1.965	-7,86	59.		ARMENIA	463	-59,49
2.		SPAIN	71.910	-2,04	31.		RADIO MARIAM	1.526	-30,39	60.		PARAGUAY	400	-64,86
3.		UKRAINE	54.932	-19,38	32.		KOSOVO	1.525	21,82	61.		HUNGARY	379	
4.		BOSNIA HERZ.	41.116		33.		TAN - MBIU	1.481	-5,96	62.		MACEDONIA	364	6,96
5.		GERMANY	26.406	-9,37	34.		FRANCE	1.471	-35,88	63.		CHINA	356	202,93
6.		ARGENTINA	26.037	-70,20	35.		RUSSIA	1.290	-35,36	64.		MOZAMBIQUE	320	37,26
7.		CROATIA	13.549	30,91	36.		SERBIA	1.261	2,63	65.		AUSTRALIA	290	779,80
8.		COLOMBIA	12.587	10,07	37.		CANADA (Eng)	1.235	-26,59	66.		INDONESIA	290	-4,52
9.		LITHUANIA	12.317	-8,11	38.		TOGO	1.212	-32,29	67.		DOMINICAN REP.	276	-4,66
10.		ROMANIA (Hun)	10.448	-14,39	39.		EL SALVADOR	1.062	30,54	68.		NAZARETH	272	36,68
11.		TANZANIA	9.361	104,89	40.		PANAMA	1.053	-66,85	69.		SERBIA (Hun)	232	-28,88
12.		USA	8.127		41.		KENYA	1.047	-14,20	70.		PHILIPPINES	221	-34,52
13.		PERU	6.836	11,70	42.		BRAZIL	1.015	3,63	71.		MADAGASCAR	173	-2,71
14.		ENGLAND	6.510	-20,97	43.		SWITZERLAND (Fre)	854	-12,05	72.		NIGERIA	157	
15.		BELGIUM	5.536	-5,59	44.		VENEZUELA	816	9,04	73.		IVORY COAST	149	42,08
16.		GUATEMALA	5.311	22,92	45.		ITALY (Ger)	781		74.		PAPUA NEW GUINEA	137	49,43
17.		IRELAND	5.137	34,55	46.		BOLIVIA	771	-8,71	75.		REPUBLIC OF GUINEA	135	244,80
18.		SLOVAKIA	5.080	-16,32	47.		URUGUAY	757	39,94	76.		CENTRAL AFR. REP.	133	
19.		ALBANIA	4.865	-16,68	48.		RWA - KIBEHO	740	11,57	77.		BURKINA FASO	126	0,60
20.		NETHERLANDS	4.552	28,07	49.		SLOVAKIA (Hun)	721	-21,19	78.		ZAMBIA	122	-7,48
21.		NICARAGUA	4.056	0,47	50.		RWANDA	678	45,05	79.		REPUBLIC OF CONGO	121	-26,06
22.		SWITZERLAND (Ger)	3.550	-50,56	51.		MALAWI	650	-13,18	80.		INDIA	118	33,84
23.		BELARUS	3.394	-22,69	52.		CAMEROON	628	13,71	81.		SIERRA LEONE	113	35,22
24.		PORTUGAL	3.298	-0,05	53.		LESOTHO	620	25,71	82.		CAPE VERDE	102	53,51
25.		MALTA	3.254	10,18	54.		UGANDA	619	-62,69	83.		GABON	91	-63,28
26.		ECUADOR	3.199	74,37	55.		HONDURAS	563	19,85	84.		LIBERIA	65	44,63
27.		LATVIA	2.682	67,92	56.		BURUNDI	558	-50,32	85.		EQUATORIAL GUINEA	33	
28.		DEM. REP. CONGO	2.218	0,66	57.		IRAQ	508	-6,32	86.		MACAU	33	-94,36
29.		USA - Spanish	2.081	-36,80	58.		ANGOLA	482	2,26			AUSTRIA	4	-99,98

Data updated to 31/12/2023

Monthly average of users (january-december 2022) and increase/decrease (january-december 2023)

Streaming Radio Maria: average monthly listeners

AVERAGE JANUARY-DECEMBER 2023

1.		ITALY	359.093	-5,31	34.		UKRAINE	16.419	9,49	67.		MADAGASCAR	4.322	125,30
2.		SPAIN	234.928	15,11	35.		PARAGUAY	16.383	3,65	68.		MACEDONIA	4.305	75,34
3.		ARGENTINA	222.775	107,77	36.		RUSSIA	15.130	-9,35	69.		ARMENIA	3.783	846,62
4.		MEXICO	94.080	2,98	37.		USA	14.864	-1,41	70.		SIERRA LEONE	3.721	15,53
5.		COLOMBIA	82.872	186,13	38.		MOZAMBIQUE	13.947	-3,73	71.		UGANDA – HOIMA	3.369	
6.		PERU	68.429	3,32	39.		REP. OF CONGO	13.745	-50,74	72.		DRC – BUKAVU	2.866	57,82
7.		ALBANIA	64.680	41,36	40.		IRAQ	13.220	33,89	73.		CANADA (Ita)	2.797	23,26
8.		CROATIA	53.846	46,46	41.		MACAU	12.556	-38,07	74.		DRC – GOMA	2.678	61,80
9.		FRANCE	52.943	8,20	42.		BOLIVIA	12.553	-0,92	75.		HUNGARY	2.642	-11,36
10.		TOGO	46.950	-4,35	43.		LESOTHO	12.429	-19,30	76.		DRC – MATADI	2.573	
11.		UGANDA	45.147	11,16	44.		RADIO MARIAM	11.461	40,86	77.		USA - Chicago (Spa)	2.489	-33,77
12.		MALAWI	44.316	-10,70	45.		URUGUAY	11.110	-4,94	78.		CANADA (Eng)	2.461	19,21
13.		GUATEMALA	40.397	6,65	46.		USA - Houston (Spa)	10.545	26,36	79.		KEN – KISUMU	2.404	33,73
14.		INDIA	37.253	-26,20	47.		PORTUGAL	10.435		80.		SERBIA (Hun)	2.319	8,34
15.		EL SALVADOR	36.672	9,99	48.		CAPE VERDE	10.292	925,36	81.		SLOVAKIA (Hun)	2.206	
16.		COSTA RICA	34.060	25,52	49.		ZAMBIA	8.845	16,53	82.		DRC – LUMUMBASHI	2.200	53,16
17.		DR CONGO	32.273	-10,39	50.		SERBIA	8.602	0,36	83.		UGA – NEBBI	2.179	269,45
18.		CHILE	28.347	-6,23	51.		ENGLAND	8.452		84.		HONDURAS	2.139	-2,04
19.		TANZANIA	27.202	-6,02	52.		INDONESIA	8.079	-25,28	85.		USA – Italian	2.040	-2,82
20.		ROMANIA	27.001	1242,85	53.		KOSOVO	7.866	87,84	86.		ROMANIA (Hun)	1.877	33,24
21.		BURUNDI	23.299	-8,23	54.		VENEZUELA	7.287	-44,70	87.		UGA – GULU	1.864	166,21
22.		RWANDA	22.350	-3,08	55.		UGA – MBARARA	7.242	109,15	88.		SWITZERLAND (Fre)	1.822	
23.		ECUADOR	21.461	26,63	56.		KEN – NYERI	6.932	0,94	89.		PAPUA NEW GUINEA	1.752	-15,68
24.		BELGIUM	19.696	35,47	57.		DOMINICAN REP.	6.893	-8,17	90.		ITALY (Ger)	1.695	-0,81
25.		MALTA	19.293	-25,24	58.		NAZARETH	6.528	44,47	91.		USA - Miami (Spa)	1.526	-41,66
26.		NICARAGUA	18.348	16,74	59.		KEN – MURANGA	6.305	-20,29	92.		LITHUANIA	1.053	-3,33
27.		KENYA	18.191	46,99	60.		ANGOLA	5.885	7,87	93.		AUSTRIA	727	43,37
28.		IRELAND	17.727	3,97	61.		USA – New York (Spa)	5.475	-13,46	94.		REP. GUINEA	600	163,05
29.		PANAMA	17.337	13,76	62.		SWITZERLAND (Deu)	5.173	14,94	95.		NIGERIA	511	-3,63
30.		PHILIPPINES	17.117	-12,85	63.		UGA – KABALE	5.121	35,00	96.		IVO - MAN	451	-26,03
31.		SLOVAKIA	17.112	31,13	64.		TAN - MBIU	4.700	-57,58	97.		LIBERIA	266	32,26
32.		BOSNIA HERZ.	16.828	-23,96	65.		LATVIA	4.509	2,85	98.		CHINA	239	154,08
33.		BRAZIL	16.580	104,29	66.		GERMANY	4.436	17,77	99.		MOZ - QUELIMANE	78	-33,12

Data updated to 31/12/2023

Monthly average of unique listeners. Comparison between year 2023 and 2022

National App Radio Maria: ANDROID

AVERAGE JANUARY-DECEMBER 2023

			2023			2023			2023		
1.		SPAIN	45.523	25.		EL SALVADOR	1.950	49.		VENEZUELA	686
2.		ITALY	41.320	26.		RWANDA	1.940	50.		NAZARETH	671
3.		ARGENTINA	20.855	27.		CHILE	1.899	51.		ITALY (Ger)	660
4.		GERMANY	13.943	28.		USA - Spanish	1.813	52.		ANGOLA	656
5.		DR. CONGO	9.368	29.		LITHUANIA	1.741	53.		BOSNIA-HERZ.	634
6.		PERU	7.938	30.		BRAZIL	1.697	54.		ENGLAND	565
7.		COLOMBIA	6.948	31.		ROMANIA (Hun)	1.692	55.		URUGUAY	531
8.		MEXICO	6.206	32.		HUNGARY	1.691	56.		PHILIPPINES	475
9.		TANZANIA	5.962	33.		USA	1.519	57.		HONDURAS	441
10.		UGANDA	5.870	34.		INDONESIA	1.432	58.		CANADA	322
11.		FRANCE	5.464	35.		RADIO MARIAM	1.220	59.		SERBIA (Hun)	287
12.		UKRAINE	5.456	36.		NICARAGUA	1.213	60.		SERBIA	264
13.		TOGO	5.258	37.		ZAMBIA	1.211	61.		MADAGASCAR	245
14.		BURUNDI	4.648	38.		MALAWI	1.188	62.		SIERRA LEONE	239
15.		ALBANIA	4.593	39.		SWITZERLAND (Ger)	1.105	63.		MACEDONIA	236
16.		SLOVAKIA	4.340	40.		MALTA	1.046	64.		SWITZERLAND (Fre)	225
17.		IRELAND	3.498	41.		LESOTHO	989	65.		INDIA	205
18.		BELARUS	3.258	42.		BOLIVIA	979	66.		CHINA	103
19.		ECUADOR	2.809	43.		BELGIUM	971	67.		RUSSIA	96
20.		KENYA	2.742	44.		LATVIA	927	68.		MACAU	95
21.		COSTA RICA	2.672	45.		MOZAMBIQUE	821	69.		TAN - MBIU	93
22.		PARAGUAY	2.422	46.		PANAMA	780	70.		USA - Italian	53
23.		CROATIA	2.316	47.		KOSOVO	779	71.		DOMINICAN REP.	45
24.		GUATEMALA	1.974	48.		IRAQ	772	72.		ARMENIA	36

Data updated to 31/12/2023

Monthly average of actives apps. Comparison between year 2023 and 2022

National App Radio Maria: APPLE

AVERAGE JANUARY-DECEMBER 2023

Data updated to 31/12/2023

			2023			2023			2023		
1.		SPAIN	2.661	27.		TANZANIA	72	53.		INDONESIA	14
2.		ITALY	2.362	28.		CANADA	65	54.		URUGUAY	13
3.		GERMANY	1.033	29.		UGANDA	65	55.		USA – Italian	13
4.		ALBANIA	947	30.		ENGLAND	59	56.		LESOTHO	13
5.		USA - Spanish	670	31.		KOSOVO	59	57.		MOZAMBIQUE	12
6.		USA	362	32.		ROMANIA (Hun)	51	58.		DOMINICAN REP.	10
7.		FRANCE	330	33.		PARAGUAY	47	59.		HONDURAS	10
8.		MEXICO	270	34.		HUNGARY	45	60.		BOLIVIA	9
9.		ARGENTINA	263	35.		LATVIA	43	61.		RUSSIA	7
10.		COLOMBIA	247	36.		SWITZERLAND (Fre)	39	62.		MALAWI	7
11.		IRELAND	240	37.		PANAMA	36	63.		SIERRA LEONE	4
12.		PERU	165	38.		ITALY (Ger)	36	64.		SLOVAKIA (Hun)	3
13.		ECUADOR	142	39.		CROATIA	35	65.		BOSNIA HERZ.	3
14.		UKRAINE	138	40.		EL SALVADOR	32	66.		MACAU	3
15.		SWITZERLAND	133	41.		IRAQ	30	67.		CHINA	2
16.		RADIO MARIAM	108	42.		MALTA	30	68.		NIGERIA	2
17.		LITHUANIA	95	43.		ANGOLA	29	69.		ARMENIA	2
18.		SLOVAKIA	95	44.		NAZARETH	25	70.		SERBIA (Hun)	1
19.		CHILE	93	45.		DEM. REP. CONGO	24	71.		INDIA	1
20.		GUATEMALA	92	46.		BELARUS	21	72.		RWANDA	1
21.		BELGIUM	88	47.		VENEZUELA	20	73.		ZAMBIA	1
22.		NICARAGUA	87	48.		PHILIPPINES	19	74.		TAN - MBIU	1
23.		BRAZIL	77	49.		KENYA	14				

Monthly average of actives apps. Comparison between year 2023 and 2022