

Radio Maria: Web & Digital

2022

January-December





TOTAL WEBSITES WITH STATISTICS

85



RADIO MARIA



Jan-Dec 2022

America	(-5.38%)	141.594
Africa	(+24.91%)	18.955
Asia/Oceania	(-17.93%)	4.495
Europe	(+4.40%)	496.184
TOTAL	(+1.89%)	642.273

Monthly average of users (january-december 2022) and increase/decrease (january-december 2021)



Streaming Listeners

Jan-Dec
2022



RADIO MARIA

America	(+11.71%)	583.964
Africa	(+22.78%)	390.365
Asia/Oceania	(+18.67%)	125.907
Europe	(+13.81%)	893.662
TOTAL	(+15.12%)	1.993.897

Monthly average of listeners (january-december 2022) and increase/decrease (january-december 2021)

Applications

average monthly active devices

Jan-Dec
2022

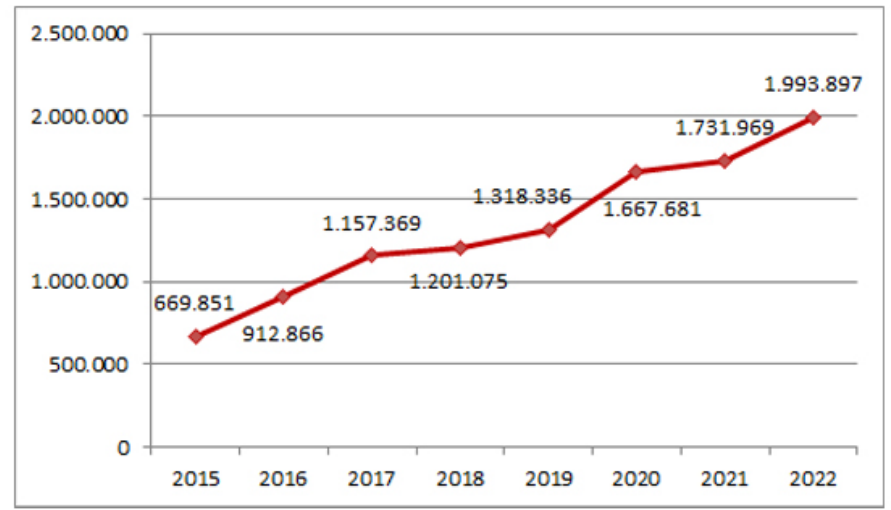
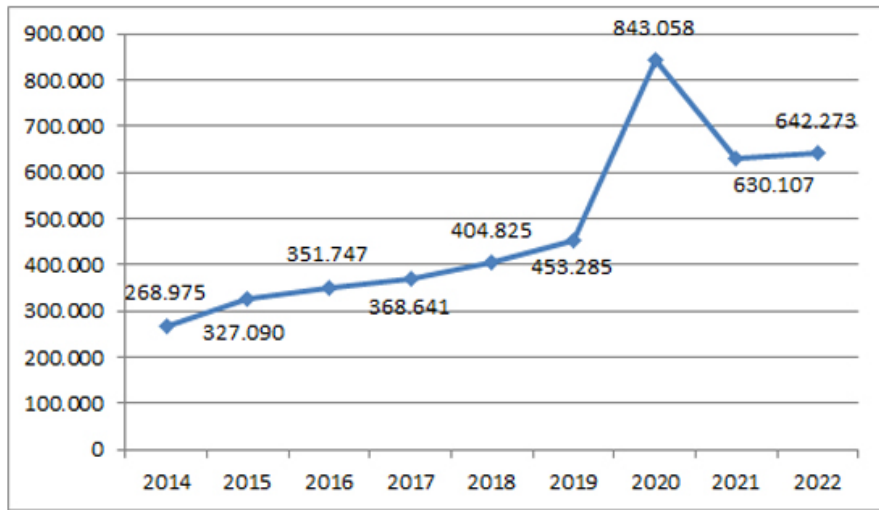
ANDROID


APPLE


2.725	(+58.0 %)	America	(+1.4 %)	122
2.693	(+25.9 %)	Africa	(-4.8 %)	14
656	(-33.0 %)	Asia/Oceania	(+361.2%)	29
4.938	(+15.5 %)	Europe	(-11.3 %)	284
11.011	(+20.8 %)	TOTAL	(-2.8 %)	448
2.753	(+35.2 %)	average	(-2.8 %)	112



Average of listening (january-december 2022) and increase/decrease (january-december 2021)



Jan-Dec






Jan-Dec



Website Radio Maria: average users

AVERAGE JANUARY-DECEMBER 2022

1.		ITALY	204.726	5,71	29.		MALTA	2.953	0,21	57.		IRAQ	543	21,30
2.		ARGENTINA	87.367	-2,12	30.		FRANCE	2.295	-69,65	58.		URUGUAY	541	15,97
3.		SPAIN	73.408	53,55	31.		DEM. REP. CONGO	2.203	45,93	59.		LESOTHO	493	-15,23
4.		UKRAINE	68.139	-1,59	32.		RADIO MARIAM	2.192	-0,05	60.		ANGOLA	471	4,14
5.		GERMANY	29.136	-5,82	33.		MEXICO	2.133	-58,47	61.		HONDURAS	469	12,06
6.		AUSTRIA	16.766	30,43	34.		RUSSIA	1.996	-25,35	62.		RWANDA	467	3,03
7.		LITHUANIA	13.405	-6,37	35.		ECUADOR	1.834	-43,43	63.		MACEDONIA	340	18,65
8.		ROMANIA (Hun)	12.204	11,09	36.		TOGO	1.790	25,25	64.		PHILIPPINES	338	-49,19
9.		COLOMBIA	11.435	40,24	37.		CAN – English	1.683	15,01	65.		SERBIA (Hun)	326	47,83
10.		CROATIA	10.350	48,66	38.		UGANDA	1.659	46,00	66.		INDONESIA	304	-23,47
11.		ENGLAND	8.237	328,13	39.		LATVIA	1.597	-54,81	67.		DOMINICAN REP.	290	46,24
12.		SWI – German	7.180	-7,07	40.		TANZANIA – MBIU	1.575	6,07	68.		GABON	247	118,45
13.		PERU'	6.120	-1,01	41.		KOSOVO	1.252	23,17	69.		MOZAMBIQUE	233	-18,61
14.		SLOVAKIA	6.071	-3,44	42.		SERBIA	1.229	-28,47	70.		NAZARETH	199	24,14
15.		BELGIUM	5.864	5,45	43.		KENYA	1.221	12,49	71.		MADAGASCAR	178	-22,80
16.		ALBANIA	5.839	9,87	44.		ARMENIA	1.143	49,03	72.		REPUBLIC OF CONGO	164	23,47
17.		COSTA RICA	5.157	-25,00	45.		PARAGUAY	1.137	-6,68	73.		ZAMBIA	132	36,53
18.		CHILE	5.157	1,89	46.		BURUNDI	1.123	4,16	74.		BURKINA FASO	125	-3,04
19.		ROMANIA	4.781	-29,44	47.		BRAZIL	979	46,70	75.		CHINA	118	-57,21
20.		TANZANIA	4.569	54,91	48.		SWI – French	971	29,93	76.		IVORY COAST	105	28,91
21.		BELARUS	4.391	-16,07	49.		SLOVAKIA (Hun)	915	-59,45	77.		PAPUA NEW GUINEA	91	-0,74
22.		GUATEMALA	4.321	33,09	50.		BOLIVIA	844	-27,55	78.		INDIA	88	-68,00
23.		NICARAGUA	4.037	25,65	51.		EL SALVADOR	813	-17,28	79.		SIERRA LEONE	84	-2,33
24.		IRELAND	3.818	-20,87	52.		MALAWI	749	4,57	80.		CAPE VERDE	67	
25.		NETHERLANDS	3.555	-16,47	53.		VENEZUELA	748	-15,59	81.		USA - Italian	57	-78,80
26.		PORTUGAL	3.299	24,18	54.		RWA – KIBEHO	663	47,51	82.		LIBERIA	45	86,21
27.		USA – Spanish	3.293	6,53	55.		MACAU	590	-37,64	83.		REPUBLIC OF GUINEA	39	58,05
28.		PANAMA	3.178	-0,12	56.		CAMEROON	553	1,13	84.		AUSTRALIA	33	

Data updated to 31/12/2022

Monthly average of users (january-december 2022) and increase/decrease (january-december 2021)

Streaming Radio Maria: average monthly listeners

AVERAGE JANUARY-DECEMBER 2022



1.		ITALY	379.213	13,47	34.		USA	15.077	-0,23	67.		SIERRA LEONE	3.221	-39,37
2.		SPAIN	204.089	18,15	35.		UKRAINE	14.997	121,80	68.		HUNGARY	2.981	-27,09
3.		ARGENTINA	107.223	11,45	36.		BELGIUM	14.539	704,01	69.		USA - Miami (Spa)	2.616	-4,96
4.		MEXICO	91.353	17,32	37.		MOZAMBIQUE	14.488	30,61	70.		MACEDONIA	2.455	-8,29
5.		PERU	66.233	13,69	38.		VENEZUELA	13.177	191,11	71.		CANADA (Ita)	2.269	19,19
6.		INDIA	50.479	41,01	39.		SLOVAKIA	13.049	15,69	72.		HONDURAS	2.183	12,06
7.		MALAWI	49.625	12,78	40.		BOLIVIA	12.669	-2,25	73.		SERBIA (Hun)	2.141	-9,77
8.		TOGO	49.087	-7,45	41.		KENYA	12.376	24,66	74.		USA - Italian	2.099	11,02
9.		FRANCE	48.932	12,65	42.		URUGUAY	11.688	13,85	75.		PAPUA NEW GUINEA	2.078	-2,68
10.		ALBANIA	45.755	-8,86	43.		TAN - MBIU	11.080	28,23	76.		CANADA (Eng)	2.064	-21,06
11.		UGANDA	40.616	19,07	44.		INDONESIA	10.812	-11,16	77.		ROMANIA	2.011	-24,85
12.		GUATEMALA	37.878	20,33	45.		IRAQ	9.873	81,02	78.		MADAGASCAR	1.918	-7,18
13.		CROATIA	36.765	3,14	46.		SERBIA	8.571	-7,97	79.		DRC - BUKAVU	1.816	
14.		DR CONGO	36.014	70,76	47.		USA - Spanish	8.346	23,27	80.		KEN - KISUMU	1.797	
15.		EL SALVADOR	33.341	20,03	48.		RADIO MARIAM	8.136	18,12	81.		ITALY (German)	1.709	55,98
16.		CHILE	30.230	29,22	49.		BRAZIL	8.116	2,43	82.		DRC - GOMA	1.655	
17.		COLOMBIA	28.963	0,26	50.		KEN - MURANG'A	7.910		83.		DRC - LUMUMBASHI	1.437	
18.		TANZANIA	28.943	-1,52	51.		ZAMBIA	7.590	30,08	84.		ROMANIA (Hun)	1.409	-13,74
19.		REP. CONGO	27.903	20,61	52.		DOMINICAN REP.	7.506	-3,26	85.		LITHUANIA	1.089	27,81
20.		COSTA RICA	27.136	-5,56	53.		ENGLAND	7.351		86.		CAPE VERDE	1.004	
21.		MALTA	25.808	1,17	54.		KEN - NYERI	6.868		87.		UGA - GULU	700	
22.		BURUNDI	25.388	9,47	55.		USA - Spanish	6.326	-12,40	88.		IVO - MAN	609	
23.		RWANDA	23.061	2,90	56.		PORTUGAL	6.286		89.		UGA - NEBBI	590	
24.		BOSNIA-HERZ.	22.130	-10,70	57.		IVORY COAST	5.480	-18,73	90.		NIGERIA	530	
25.		MACAU	20.274	9,96	58.		ANGOLA	5.456	-21,03	91.		AUSTRIA	507	59,34
26.		PHILIPPINES	19.641	-11,39	59.		NAZARETH	4.519	48,30	92.		SWITZERLAND (Fre)	502	
27.		IRELAND	17.051	-4,34	60.		SWITZERLAND (Ger)	4.501	72,97	93.		ARMENIA	400	-41,73
28.		ECUADOR	16.948	16,77	61.		LATVIA	4.384	5,36	94.		NETHERLANDS	394	-66,76
29.		RUSSIA	16.691	30,92	62.		KOSOVO	4.188	9,80	95.		REPUBLIC OF GUINEA	228	
30.		PARAGUAY	15.806	-5,25	63.		UGA - KABALE	3.793		96.		LIBERIA	201	
31.		NICARAGUA	15.717	-5,35	64.		GERMANY	3.767	69,39	97.		MOZ - QUELIMANE	117	
32.		LESOTHO	15.401	39,35	65.		USA - Chicago (Spa)	3.759	-12,20	98.		CHINA	94	
33.		PANAMA	15.241	5,92	66.		UGA - MBARARA	3.462		99.		BELARUS	0	

Data updated to 31/12/2022

Monthly average of unique listeners. Comparison between year 2022 and 2021

National App Radio Maria: ANDROID

AVERAGE JANUARY-DECEMBER 2022

			2022			2022			2022		
1.		ITALY	39.983	25.		GUATEMALA	2.164	49.		BRAZIL	652
2.		SPAIN	37.749	26.		RWANDA	2.150	50.		BOSNIA-HERZ.	642
3.		ARGENTINA	19.408	27.		LITHUANIA	1.796	51.		ITALY (Ger)	609
4.		GERMANY	12.260	28.		INDONESIA	1.780	52.		URUGUAY	570
5.		PERU	8.389	29.		HUNGARY	1.673	53.		HONDURAS	480
6.		DR. CONGO	7.878	30.		EL SALVADOR	1.624	54.		PHILIPPINES	479
7.		MEXICO	7.247	31.		USA - Spanish	1.559	55.		NAZARETH	451
8.		TANZANIA	6.993	32.		CHILE	1.499	56.		DOMINICAN REP.	317
9.		UGANDA	5.854	33.		ZAMBIA	1.377	57.		MADAGASCAR	273
10.		UKRAINE	5.848	34.		RADIO MARIAM	1.323	58.		SIERRA LEONE	272
11.		FRANCE	5.692	35.		USA	1.321	59.		SERBIA	263
12.		ALBANIA	4.970	36.		MALAWI	1.318	60.		SERBIA (Hun)	262
13.		BURUNDI	4.831	37.		NICARAGUA	1.258	61.		CANADA	254
14.		SLOVAKIA	4.544	38.		LESOTHO	1.206	62.		PANAMA	245
15.		TOGO	4.397	39.		SWITZERLAND	1.023	63.		MACEDONIA	240
16.		COLOMBIA	4.291	40.		BELGIUM	1.016	64.		INDIA	225
17.		IRELAND	3.406	41.		LATVIA	961	65.		ENGLAND	212
18.		BELARUS	3.220	42.		MALTA	950	66.		SWITZERLAND (Fre)	187
19.		PARAGUAY	2.568	43.		KOSOVO	917	67.		TAN – MBIU	127
20.		ROMANIA (Hun)	2.391	44.		MOZAMBIQUE	875	68.		RUSSIA	115
21.		CROATIA	2.356	45.		BOLIVIA	858	69.		MACAU	99
22.		COSTA RICA	2.283	46.		IRAQ	857	70.		USA - Italian	64
23.		ECUADOR	2.178	47.		VENEZUELA	714	71.		ARMENIA	44
24.		KENYA	2.173	48.		ANGOLA	665	72.		CHINA	34

Data updated to 31/12/2022

Monthly average of active apps. Comparison between year 2022 and 2021

National App Radio Maria: APPLE

AVERAGE JANUARY-DECEMBER 2022

Data updated to 31/12/2022

			2022			2022			2022		
1.		SPAIN	2.414	27.		CANADA	65	53.		PHILIPPINES	13
2.		ITALY	2.408	28.		TANZANIA	64	54.		BELARUS	13
3.		GERMANY	875	29.		KOSOVO	60	55.		USA – Italian	13
4.		ALBANIA	844	30.		ROMANIA (Hun)	50	56.		KENYA	12
5.		USA - Spanish	673	31.		HUNGARY	49	57.		URUGUAY	11
6.		USA	332	32.		LATVIA	42	58.		RUSSIA	10
7.		FRANCE	319	33.		UGANDA	42	59.		BOLIVIA	9
8.		ARGENTINA	274	34.		IRAQ	41	60.		MOZAMBIQUE	7
9.		MEXICO	252	35.		PARAGUAY	41	61.		MALAWI	6
10.		COLOMBIA	225	36.		ENGLAND	39	62.		HONDURAS	6
11.		IRELAND	189	37.		SWITZERLAND (Fre)	36	63.		MACAU	4
12.		PERU	142	38.		ITALY (Ger)	35	64.		BOSNIA-HERZ.	3
13.		ECUADOR	141	39.		BRAZIL	35	65.		INDIA	3
14.		SWITZERLAND	134	40.		CROATIA	34	66.		SIERRA LEONE	2
15.		UKRAINE	123	41.		EL SALVADOR	28	67.		SLOVAKIA (Hun)	2
16.		RADIO MARIAM	122	42.		DEM. REP. CONGO	28	68.		ARMENIA	1
17.		COSTA RICA	121	43.		PANAMA	27	69.		SERBIA (Hun)	1
18.		LITHUANIA	89	44.		ANGOLA	26	70.		CHINA	1
19.		BELGIUM	88	45.		VENEZUELA	24	71.		RWANDA	1
20.		NICARAGUA	87	46.		INDONESIA	17	72.		MADAGASCAR	1
21.		SLOVAKIA	85	47.		LESOTHO	15	73.		ZAMBIA	1
22.		GUATEMALA	84	48.		DOMINICAN REP.	15	74.		MACEDONIA	0
23.		CHILE	75	49.		MALTA	15				

Monthly average of active apps. Comparison between year 2022 and 2021