

Radio Maria: Social & Digital

2020

January-December





TOTAL WEBSITES WITH STATISTICS

86



RADIO MARIA



Jan-Dec 2020

America	(+0.33%)	190.356
Africa	(+36.74%)	17.845
Asia/Oceania	(+116.41%)	6.774
Europe	(+153.89%)	628.083
TOTAL	(+85.99%)	843.058

Monthly average of users (january-december 2020) and increase/decrease (january-december 2019)

facebook

Jan-Dec
2020

3.164.024 (+3.68%)	America	(+127.22%)	2.015.959
1.162.553 (+24.55%)	Africa	(+34.08%)	2.290.915
76.112 (+40.56%)	ASia/Oceania	(+119.49%)	168.775
3.799.366 (+3.20%)	Europe	(+86.57%)	3.276.831
8.202.055 (+4.43%)	TOTAL	(+75.04%)	7.752.480



Like updates: 31st December 2020

TOTAL FAN PAGES
108 (106 in 2019)

Monthly Average of Engagement



Monthly average of engagement (january-december 2018)
and increase/decrease (january-december 2017)



Streaming Listeners

Jan-Dec
2020



RADIO MARIA

America	(+12.79%)	564.367
Africa	(+19.69%)	351.917
Asia/Oceania	(+161.71%)	92.280
Europe	(+52.87%)	659.117
TOTAL	(+32.27%)	1.667.681

Monthly average of listeners (january-december 2020) and increase/decrease (january-december 2019)



Streaming

Jan-Dec
2020

37.3 % (54,7 %)

America

(45,2 %)

62,7 %

40,1 % (50,2 %)

Africa

(49,8 %)

60,0 %

45,7 % (62,4%)

ASia/Oceania

(37,6 %)

54,3 %

52,5 % (54,6 %)

Europe

(45,4 %)

47,5 %

47,0 % (51,7 %)

TOTAL

(48,3 %)

53,0 %



mobile



RADIO MARIA



deSKtop

Average of listening (january-december 2020) and increaSe/decreaSe (january-december 2019)

Applications

average monthly active devices

Jan-Dec
2020

ANDROID



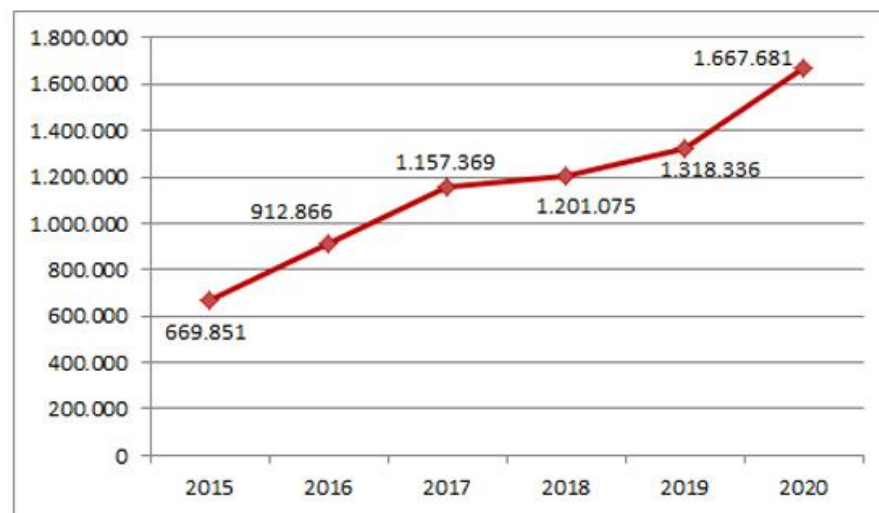
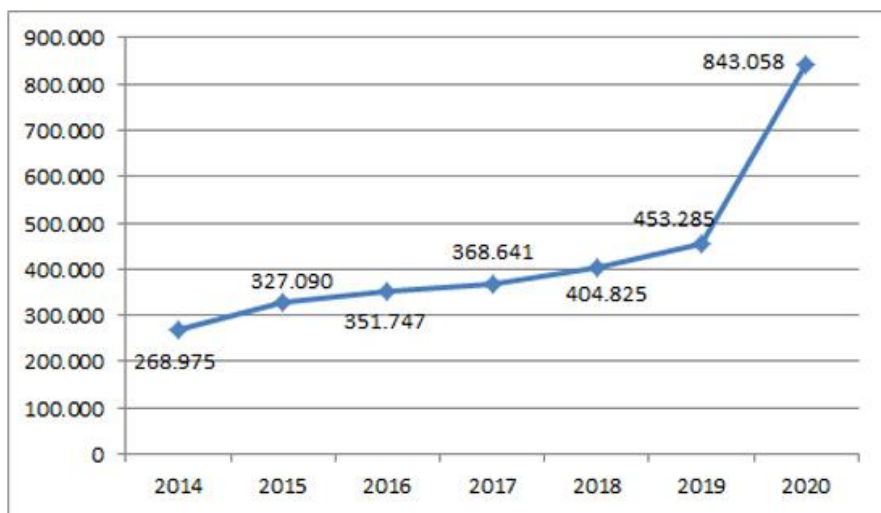
APPLE



1.914	(+26.1 %)	America	(+146.9 %)	109
1.759	(+87.5 %)	Africa	(+168.9 %)	11
858	(+190.9 %)	Asia/Oceania	(+86.9 %)	45
3.698	(+19.0 %)	Europe	(-36.7 %)	234
8.228	(+40.5 %)	TOTAL	(-9.9 %)	398
1.854	(+32.7 %)	average	(-9.9 %)	100



Average of listening (january-december 2020) and increase/decrease (january-december 2019)



Jan-Dec

















































































Jan-Dec



Website Radio Maria: average users

AVERAGE JANUARY-DECEMBER 2020

Data updated to 31/12/2020

1.		ITALY	334.793	323,26	29.		PANAMA	3.527	78,07	57.		BRAZIL	709	-26,16
2.		ARGENTINA	120.354	-9,45	30.		BOSNIA HERZ.	2.944	46,56	58.		URUGUAY	699	22,10
3.		UKRAINE	86.303	126,80	31.		RUSSIA	2.719	46,56	59.		RWANDA	656	1,23
4.		SPAIN	40.502	16,80	32.		TOGO	2.477	62,04	60.		LESOTHO	626	34,91
5.		GERMANY	27.234		33.		MALTA	2.208	-21,48	61.		IRAQ	593	174,77
6.		LITHUANIA	17.248	27,92	34.		SERBIA	2.206	44,51	62.		ARMENIA	561	39,08
7.		HUNGARY	15.443	4,98	35.		RADIO MARIAM	2.179	65,74	63.		ANGOLA	422	87,64
8.		COLOMBIA	13.930	51,07	36.		USA - Spanish	1.769	-10,89	64.		HONDURAS	405	
9.		ROMANIA (Hun)	12.936	313,23	37.		BURUNDI	1.580	-37,26	65.		MOZAMBIQUE	369	105,14
10.		ENGLAND	11.947		38.		CANADA (Eng)	1.526	10,03	66.		NAZARETH	291	
11.		ROMANIA	9.931	27,51	39.		PARAGUAY	1.447	17,76	67.		SERBIA (Hun)	255	-5,01
12.		SWITZERLAND	9.200	32,34	40.		MACAU	1.440	194,46	68.		MACEDONIA	253	34,32
13.		COSTA RICA	8.303	-12,40	41.		VENEZUELA	1.420	-45,78	69.		MADAGASCAR	242	38,02
14.		ALBANIA	7.095	45,97	42.		FRANCE	1.344	-85,70	70.		BURKINA FASO	240	70,94
15.		PERU	6.639	61,87	43.		KOSOVO	1.278	128,59	71.		USA - Friends	239	23791,67
16.		CROATIA	6.613	17,01	44.		DR CONGO	1.223	628,13	72.		INDIA	232	29,45
17.		SLOVAKIA	6.404	155,12	45.		TAN - MBIU	1.221	47,74	73.		REPub. CONGO	149	1454,78
18.		IRELAND	6.220	191,35	46.		NICARAGUA	1.185	13,45	74.		DOMINICAN REP.	144	-26,55
19.		MEXICO	6.189	7,39	47.		UGANDA	1.177	66,93	75.		PAPUA NEW GUINEA	121	23,89
20.		BELGIUM	5.856	33,88	48.		EL SALVADOR	1.159	-3,64	76.		SIERRA LEONE	121	87,02
21.		BELARUS	5.703	55,54	49.		BOLIVIA	1.093	4,25	77.		RWA - KIBEHO	121	1298,08
22.		USA	5.280	37,40	50.		INDONESIA	1.037	234,27	78.		IVORY COAST	111	-14,30
23.		NETHERLANDS	5.197	21,95	51.		SLOVAKIA (Hun)	965	58,62	79.		GABON	82	12,87
24.		CHILE	5.077	40,79	52.		CAMEROON	950	321,88	80.		ECUATORIAL GUINEA	78	353,66
25.		GUATEMALA	4.826	20,98	53.		MALAWI	893	6,52	81.		ZAMBIA	77	-76,01
26.		ECUADOR	4.406	74,71	54.		PHILIPPINES	881	68,37	82.		CENTR. AFR. REP.	68	-39,22
27.		TANZANIA	4.095	20,99	55.		SWITZERLAND (Fre)	820		83.		REPUBLIC OF GUINEA	42	256,74
28.		LATVIA	3.906	62,53	56.		KENYA	804	210,66	84.		LIBERIA	29	-24,78

Monthly average of users (january-december 2020) and increase/decrease (january-december 2019)

Streaming Radio Maria: average monthly listeners

AVERAGE JANUARY-DECEMBER 2020

			2020	%			2020	%			2020	%		
1.		ITALY	256.551	138,95	28.		IRELAND	16.916	78,08	55.		ROMANIA (Hun)	4.435	111,23
2.		SPAIN	116.220	1,43	29.		USA	15.778	21,18	56.		SIERRA LEONE	4.352	92,35
3.		ARGENTINA	103.583	2,99	30.		PARAGUAY	15.358	58,00	57.		USA - Chicago (Esp)	4.129	59,96
4.		COLOMBIA	72.031	21,90	31.		BOLIVIA	15.049	-8,67	58.		ZAMBIA	4.029	140,32
5.		MEXICO	64.145	1,51	32.		PANAMA	14.631	16,20	59.		USA - Friends	3.516	-14,15
6.		TOGO	63.729	6,61	33.		KENYA	14.353	77,38	60.		CANADA (Eng)	3.475	19,87
7.		ALBANIA	57.091	2,62	34.		ECUADOR	14.275	53,40	61.		USA - Miami (Esp)	3.464	80,28
8.		MALAWI	51.066	4,35	35.		RUSSIA	13.822	3,51	62.		GERMANY	2.974	41,38
9.		PERU	50.526	27,26	36.		MOZAMBIQUE	13.487	-2,52	63.		LATVIA	2.898	114,02
10.		FRANCE	42.582	37,96	37.		SERBIA	11.596	54,69	64.		CANADA (Ita)	2.816	38,53
11.		INDIA	38.134	-25,80	38.		SLOVAKIA	10.414	65,14	65.		ARMENIA	2.776	18,70
12.		TANZANIA	31.270	5,56	39.		ROMANIA	9.865	6,29	66.		MACEDONIA	2.757	61,10
13.		UGANDA	30.365	37,21	40.		LESOTHO	9.538	145,81	67.		PAPUA NEW GUINEA	2.704	18,91
14.		GUATEMALA	30.337	3,14	41.		URUGUAY	9.077	20,07	68.		SERBIA (Hun)	2.688	16,87
15.		DR CONGO	30.062	14,18	42.		TANZANIA - MBIU	8.942	540,64	69.		MACAU	2.564	52,08
16.		CROATIA	30.045	40,45	43.		BRAZIL	8.340	47,07	70.		SWITZERLAND	2.373	120,45
17.		EL SALVADOR	28.713	25,18	44.		USA – Houston (Esp)	8.322	24,24	71.		BELARUS	2.327	277,71
18.		CHILE	28.547	0,85	45.		USA – New York (Esp)	7.933	-39,04	72.		NAZARETH	2.168	
19.		REP. CONGO	27.071	6,29	46.		RADIO MARIAM	6.902	144,22	73.		BELGIUM	1.950	280,52
20.		COSTA RICA	26.909	24,35	47.		ANGOLA	5.993	119,45	74.		MADAGASCAR	1.901	317,67
21.		BURUNDI	26.600	25,92	48.		DOMINICAN REP.	5.680	55,44	75.		SWITZERLAND (Fre)	1.476	
22.		MALTA	25.848	46,19	49.		HUNGARY	5.601	1,08	76.		ECUATORIAL GUINEA	796	
23.		RWANDA	22.870	11,84	50.		IVORY COAST	5.493	-6,20	77.		ITALY - SOUTH TIROL	778	414,60
24.		BOSNIA HERZ.	19.861	33,18	51.		ENGLAND	5.287		78.		LITHUANIA	727	359,73
25.		NICARAGUA	18.557	23,39	52.		IRAQ	5.269	83,66	79.		HONDURAS	293	
26.		PHILIPPINES	17.293	10,42	53.		KOSOVO	4.673	66,24	80.		AUSTRIA	129	1016,55
27.		INDONESIA	17.246	73,42	54.		UKRAINE	4.458	92,67	81.				

* with additional streaming (we don't have datas)

Data updated to 31/12/2020

Monthly average of unique listeners. Comparison between year 2020 and 2019

Facebook RM «Like» in the World

1.		ECUADOR	1.761.943	27.		USA	23.854	53.		USA - Miami (Esp)	9.414	79.		TOG - DAPAONG	3.040
2.		ITALY	1.715.222	28.		PHILIPPINES	23.160	54.		SLOVAKIA	9.315	80.		TOG - ATAKPAME	2.905
3.		SPAIN	1.713.721	29.		ZAMBIA	22.151	55.		CROATIA	9.094	81.		SERBIA	2.707
4.		TANZANIA	618.249	30.		ROMANIA (Hun)	20.354	56.		INDIA	8.586	82.		MACEDONIA	2.633
5.		COSTA RICA	340.249	31.		RADIO MARIAM	20.169	57.		USA - Chicago (Esp)	7.624	83.		BELGIUM	2.409
6.		ARGENTINA	299.470	32.		ZAM - CHIPATA	19.213	58.		KENYA	7.179	84.		MACAU	2.397
7.		NICARAGUA	163.739	33.		KEN - NYERI	18.659	59.		UGA - NEBBI	6.549	85.		SWITZERLAND	2.306
8.		MEXICO	146.283	34.		BRAZIL	17.583	60.		DRC - GOMA	6.369	86.		THE NETHERLANDS	2.139
9.		TOGO	84.120	35.		IRELAND	16.516	61.		DRC - BUKAVU	6.281	87.		NAZARETH	2.091
10.		UGANDA	80.762	36.		USA - Houston	16.477	62.		BURKINA FASO	6.218	88.		LIBERIA	2.087
11.		EL SALVADOR	73.607	37.		LESOTHO	16.087	63.		GERMANY	6.206	89.		CANADA	2.025
12.		PANAMA	72.265	38.		CHILE	15.606	64.		INDONESIA	5.942	90.		UGA- MOROTO	1.948
13.		ALBANIA	66.785	39.		USA - NY (Esp)	15.318	65.		SERBIA (Hun)	5.916	91.		REP. GUINEA	1.933
14.		GUATEMALA	56.146	40.		LITHUANIA	15.015	66.		BOSNIA HERZ.	5.856	92.		USA - NY (Ita)	1.915
15.		HUNGARY	48.516	41.		DR CONGO	14.982	67.		DOMINICAN REP.	5.641	93.		RUSSIA	1.633
16.		BURUNDI	44.082	42.		MALAWI	14.924	68.		UGA - HOIMA	5.612	94.		PAPUA N. G.	1.513
17.		COLOMBIA	40.863	43.		KOSOVO	14.388	69.		UGA - MBALE	5.376	95.		HONDURAS	1.429
18.		UKRAINE	40.855	44.		FRANCE	13.334	70.		SLOVAKIA (Hun)	4.106	96.		BELARUS	1.409
19.		AUSTRIA	36.643	45.		ANGOLA	12.610	71.		TOG - KPALIME	3.951	97.		IVO - MAN	1.397
20.		PERU	35.242	46.		IRAQ	12.254	72.		VENEZUELA	3.838	98.		RWA - KIBEHO	1.221
21.		PARAGUAY	29.203	47.		URUGUAY	12.150	73.		UGA - GULU	3.760	99.		REP. CONGO	709
22.		KEN - MURANGA	29.138	48.		BOLIVIA	12.140	74.		TOG - KARA	3.740	100.		CENTR. AFR. REP.	679
23.		UGA - MBARARA	27.615	49.		UGA - KABALE	10.018	75.		ARMENIA	3.635	101.		SWITZERLAND (Fre)	632
24.		TAN - BUKOBA	27.084	50.		MADAGASCAR	9.903	76.		LATVIA	3.476	102.		ITALY - S. TIROL	507
25.		RWANDA	25.641	51.		MALTA	9.598	77.		SIERRA LEONE	3.187	103.		ENGLAND	473
26.		ROMANIA	23.967	52.		MOZAMBIQUE	9.592	78.		GABON	3.171	104.		CAMEROON	411