

Radio Maria: Social & Digital

2019

January-December





TOTAL WEBSITES WITH STATISTICS

86 (81 in 2018)



RADIO MARIA



Jan-Dec
2019

America	(+29.47%)	189.721
Africa	(-0.39%)	13.050
Asia/Oceania	(+24.15%)	3.130
Europe	(+1.94%)	247.383
TOTAL	(+11.97%)	453.285

Monthly average of users (january-december 2019) and increase/decrease (january-december 2018)

facebook

Jan-Dec
2019

3.051.848 (+1,25%)	America	(+14,38%)	887.232
933.405 (+26,62%)	Africa	(+72,60%)	1.708.576
54.151 (+48,14%)	ASia/Oceania	(+133,86%)	76.893
3.681.702 (+1,34%)	Europe	(+76,40%)	1.756.332
7.721.106 (+4,04%)	TOTAL	(+58,51%)	4.429.031



Like updates: 31st December 2019

TOTAL FAN PAGES
106 (103 in 2018)

Monthly Average of Engagement



Monthly average of engagement (january-december 2019)
and increase/decrease (january-december 2018)



Streaming Listeners

Jan-Dec
2019



RADIO MARIA

America	(+3.69%)	500.355
Africa	(+36.06%)	297.866
Asia/Oceania	(+21.92%)	86.652
Europe	(+1.15%)	433.463
TOTAL	(+9.76%)	1.318.336

Monthly average of listeners (january-december 2019) and increase/decrease (january-december 2018)



Streaming

Jan-Dec
2019

54,7 % (56,3 %)	America	(43,7 %)	45,2 %
50,2 % (60,2 %)	Africa	(39,8 %)	49,8 %
62,4 % (74,6 %)	ASia/Oceania	(25,4 %)	37,6 %
54,6 % (62,1 %)	Europe	(37,9 %)	45,4 %

51,7 % (55,3 %)	TOTAL	(44,7 %)	48,3 %
------------------------	--------------	----------	---------------



mobile



RADIO MARIA



deSkTop

Average of listening (january-december 2019) and increaSe/decreaSe (january-december 2018)

Applications

average monthly active devices

Jan-Dec
2019

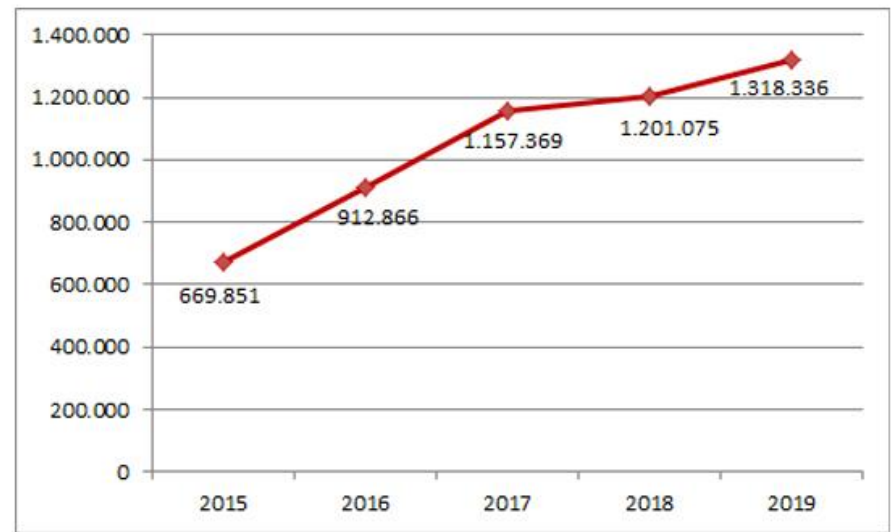
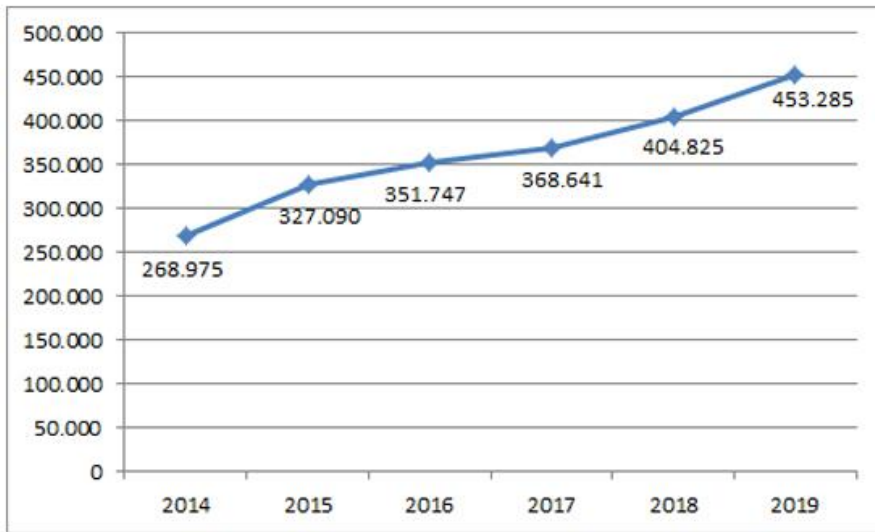
ANDROID

APPLE

1.518	(+40.4 %)	America	(+7.3 %)	44
938	(+17.8 %)	Africa	(0.0 %)	4
295	(+82.1 %)	Asia/Oceania	(+100.0 %)	24
2.491	(+24.7 %)	Europe	(+81.4 %)	370
5.858	(+29.3 %)	TOTAL	(+62.3 %)	442



Average of listening (january-december 2019) and increase/decrease (january-december 2018)



Jan-Dec


















































































Jan-Dec



Website Radio Maria: average users

AVERAGE JANUARY-DECEMBER 2019

Data updated to 31/12/2019

1.		ARGENTINA	132.916	46,17	28.		SLOVAKIA	2.510	162,65	55.		SERBIA (Hun)	328	-27,57
2.		ITALY	79.100	9,37	29.		LATVIA	2.403	18,22	56.		ZAMBIA	321	15,54
3.		UKRAINE	38.053	47,55	30.		IRELAND	2.135	10,38	57.		INDONESIA	310	4,55
4.		SPAIN	34.676	10,52	31.		BOSNIA HERZ.	2.009	114,80	58.		KENYA	259	-2,88
5.		HUNGARY	14.711	30,72	32.		USA - Spanish	1.985	30,53	59.		CAMEROON	225	278,58
6.		LITHUANIA	13.483	2,92	33.		PANAMA	1.981	0,23	60.		ANGOLA	225	
7.		COSTA RICA	9.479	7,47	34.		RUSSIA	1.855	102,77	61.		IRAQ	216	
8.		FRANCE	9.398	9,65	35.		TOGO	1.529	-9,51	62.		DOMINICAN REP.	197	-34,92
9.		COLOMBIA	9.221	181,15	36.		SERBIA	1.526	58,65	63.		MACEDONIA	188	-31,88
10.		ROMANIA	7.788	22,20	37.		CANADA (Eng)	1.387	19,75	64.		MOZAMBIQUE	180	-42,05
11.		SWITZERLAND	6.952	56,72	38.		RADIO MARIAM	1.315	76,56	65.		INDIA	179	-32,17
12.		MEXICO	5.763	-25,26	39.		PARAGUAY	1.229	15,35	66.		MADAGASCAR	175	101,34
13.		CROATIA	5.651	3,23	40.		EL SALVADOR	1.203	-6,56	67.		DR CONGO	168	-78,31
14.		ALBANIA	4.861	15,05	41.		BOLIVIA	1.048	-11,61	68.		BURKINA FASO	140	-8,58
15.		BELGIUM	4.374	5,88	42.		NICARAGUA	1.045	-30,00	69.		IVORY COAST	129	-16,78
16.		NETHERLANDS	4.261	1,49	43.		BRAZIL	960	-65,77	70.		CENTRAL AFR. REP.	112	6,94
17.		PERU	4.101	-17,14	44.		MALAWI	838	10,70	71.		PAPUA NEW GUINEA	98	-40,87
18.		GUATEMALA	3.989	1,53	45.		TAN - MBIU	826	251,67	72.		GABON	73	-28,22
19.		USA	3.842	-0,98	46.		UGANDA	705	41,51	73.		SIERRA LEONE	65	-21,41
20.		BELARUS	3.667	25,87	47.		RWANDA	648	-20,81	74.		USA (Spanish)	38	-95,18
21.		CHILE	3.606	0,95	48.		SLOVAKIA (Hun)	608	9,22	75.		LIBERIA	18	10,42
22.		TANZANIA	3.384	-3,09	49.		URUGUAY	573	-34,76	76.		EQ. GUINEA	17	5025,00
23.		ROMANIA (Hun)	3.130	-67,11	50.		KOSOVO	559	-5,63	77.		REP. GUINEA	12	-86,56
24.		MALTA	2.812	15,28	51.		PHILIPPINES	523	-12,37	78.		USA Spanish	10	-91,42
25.		VENEZUELA	2.619	9,98	52.		MACAU	489	8,00	79.		REP. CONGO	10	-92,84
26.		ECUADOR	2.522	24,11	53.		LESOTHO	464	-11,39	80.		RWA - KIBEHO	9	
27.		BURUNDI	2.518	1,68	54.		ARMENIA	403	-4,01					

Monthly average of users (january-december 2019) and increase/decrease (january-december 2018)

Streaming Radio Maria: average monthly listeners

AVERAGE JANUARY-DECEMBER 2019

			2019	%			2018	%			2018	%		
1.		SPAIN	114.577	-4,39	27.		BOSNIA HERZEGOVINA	14.913	8,35	53.		RADIO MARIAM	2.826	5,52
2.		ITALY	107.367	-21,37	28.		MOZAMBIQUE	13.837	50,67	54.		KOSOVO	2.811	69,97
3.		ARGENTINA	100.571	1,84	29.		RUSSIA	13.353	14,04	55.		ANGOLA	2.731	
4.		MEXICO	63.192	1,06	30.		USA	13.020	13,14	56.		USA - Chicago (Esp)	2.582	-13,51
5.		TOGO	59.776	34,03	31.		USA – NY (Spanish)	13.013	-17,86	57.		ARMENIA *	2.339	44,35
6.		COLOMBIA	59.092	12,11	32.		PANAMA	12.591	18,35	58.		UKRAINE	2.314	22,27
7.		ALBANIA	55.635	22,83	33.		INDONESIA	9.945	87,21	59.		SERBIA (Hun)	2.300	-6,19
8.		INDIA	51.392	32,77	34.		PARAGUAY	9.721	46,42	60.		PAPUA NEW GUINEA	2.274	-8,88
9.		MALAWI	48.937	33,86	35.		IRELAND	9.499	33,36	61.		SIERRA LEONE	2.262	-19,74
10.		PERU	39.702	3,21	36.		ECUADOR	9.306	-10,81	62.		GERMANY *	2.104	40,93
11.		FRANCE	30.865	133,86	37.		ROMANIA	9.281	-8,18	63.		ROMANIA (Hun)	2.100	-44,13
12.		TANZANIA	29.625	-4,45	38.		VENEZUELA	9.224	-4,86	64.		CANADA (Ita) *	2.033	-6,31
13.		GUATEMALA	29.412	5,16	39.		KENYA	8.092	55,86	65.		USA - Miami (Esp)	1.922	-4,12
14.		CHILE	28.306	21,37	40.		URUGUAY	7.560	-5,30	66.		MACEDONIA	1.711	-25,87
15.		DR CONGO	26.328	37,91	41.		SERBIA	7.496	24,69	67.		MACAU	1.686	-2,34
16.		REP. CONGO	25.469	30,05	42.		USA - Houston (Esp)	6.698	8,66	68.		ZAMBIA	1.677	-4,96
17.		EL SALVADOR	22.937	9,38	43.		SLOVAKIA	6.306	613,39	69.		TANZANIA - MBIU	1.396	351,24
18.		UGANDA	22.131	43,96	44.		IVORY COAST	5.856	16,23	70.		LATVIA *	1.354	104,72
19.		COSTA RICA	21.640	-13,05	45.		BRAZIL	5.670	2,28	71.		SWITZERLAND	1.077	89,33
20.		CROATIA	21.392	14,07	46.		HUNGARY	5.541	1,55	72.		UGA - GULU	692	-31,98
21.		BURUNDI	21.124	89,32	47.		USA - Friends (Ita)	4.095	3,19	73.		BELARUS *	616	162,69
22.		RWANDA	20.450	57,10	48.		LESOTHO	3.880	425,42	74.		BELGIUM	512	-72,66
23.		MALTA	17.681	-11,15	49.		DOMINICAN REP.	3.654	-17,46	75.		MADAGASCAR	455	
24.		BOLIVIA	16.478	3,58	50.		UGANDA - MBARARA	3.149	26,89	76.		LITHUANIA *	158	-88,81
25.		PHILIPPINES	15.661	-21,98	51.		CANADA (Eng) *	2.899	25,63					
26.		NICARAGUA	15.039	2,09	52.		IRAQ	2.869	3.474,77					

* with additional streaming (we don't have datas)

Monthly average of unique listeners. Comparison between year 2019 and 2018

Data updated to 31/12/2019

Facebook RM «Like» in the World

1.		ECUADOR	1.783.594	28.		ZAM - CHIPATA	17.426	55.		IRAQ	6.360	82.		BELGIUM	2.324
2.		SPAIN	1.741.177	29.		ROMANIA (Hun)	16.313	56.		GERMANY	5.461	83.		SERBIA	2.282
3.		ITALY	1.636.292	30.		ZAM - LUSAKA	15.528	57.		DOMINICAN REP.	5.308	84.		SIERRA LEONE	2.134
4.		TANZANIA	510.913	31.		IRELAND	15.392	58.		UGA - NEBBI	5.165	85.		SWITZERLAND	2.103
5.		COSTA RICA	319.509	32.		USA – Houston	15.346	59.		DRC - BUKAVU	5.095	86.		NETHERLANDS	2.094
6.		ARGENTINA	281.879	33.		USA – New York	15.160	60.		SERBIA (Hun)	4.997	87.		IVORY COAST	2.057
7.		NICARAGUA	157.817	34.		USA	14.156	61.		DRC - GOMA	4.856	88.		USA - Friends	1.875
8.		MEXICO	123.691	35.		LITHUANIA	13.869	62.		MADAGASCAR	4.559	89.		CANADA	1.834
9.		TOG – LOME'	72.317	36.		MALAWI	13.038	63.		BURKINA FASO	4.507	90.		MACAU	1.821
10.		PANAMA	72.313	37.		CHILE	12.662	64.		INDONESIA	4.431	91.		CAM - EDEA	1.775
11.		UGA - KAMPALA	71.823	38.		FRANCE	12.390	65.		SLOVAKIA	4.234	92.		MACEDONIA	1.715
12.		EL SALVADOR	70.109	39.		RADIO MARIAM	12.269	66.		UGA - HOIMA	4.198	93.		REP. GUINEA	1.700
13.		ALBANIA	58.849	40.		KOSOVO	12.228	67.		BOSNIA HERZ.	3.759	94.		LIBERIA	1.407
14.		GUATEMALA	44.451	41.		DRC – KINSHASA	12.071	68.		TOG - KPALIME	3.688	95.		RUSSIA	1.356
15.		AUSTRIA	36.048	42.		KEN - NYERI	11.430	69.		VENEZUELA	3.604	96.		KEN - NAIROBI	1.347
16.		BURUNDI	35.172	43.		TAN - BUKOBA	11.423	70.		UGA - MBALE	3.594	97.		BELARUS	1.263
17.		HUNGARY	33.514	44.		URUGUAY	11.420	71.		PAPUA N.G.	3.576	98.		IVO - MAN	1.012
18.		UKRAINE	28.399	45.		BOLIVIA	10.543	72.		TOG - KARA	3.508	99.		UGA - MOROTO	972
19.		PARAGUAY	25.287	46.		LESOTHO	9.318	73.		UGA - GULU	3.370	100.		RWA - KIBEHO	588
20.		PERU	25.176	47.		UGA - KABALE	8.569	74.		DRC - KANANGA	3.250	101.		REPUB. OF CONGO	546
21.		COLOMBIA	24.120	48.		MOZAMBIQUE	8.309	75.		ARMENIA	3.179	102.		ITALY – S. TIROL	441
22.		RWANDA	22.716	49.		MALTA	8.200	76.		TOG - ATAKPAME	2.831	103.		EQ. GUINEA	411
23.		ROMANIA	20.499	50.		INDIA	7.968	77.		GABON	2.824	104.		SWITZERLAND (Fre)	399
24.		UGA - MBARARA	17.948	51.		CROATIA	7.660	78.		LATVIA	2.757	105.		CENTR. AFR. REP.	393
25.		KEN - MURANGA	17.842	52.		USA - Chicago	7.463	79.		CAM - YAOUNDE'	2.680	106.		ENGLAND	45
26.		BRAZIL	17.748	53.		USA - Miami	6.783	80.		SLOVAKIA (Hun)	2.463				
27.		PHILIPPINES	17.726	54.		ANGOLA	6.686	81.		TOG - DAPAONG	2.409				<i>Data updated to 31/12/2019</i>